

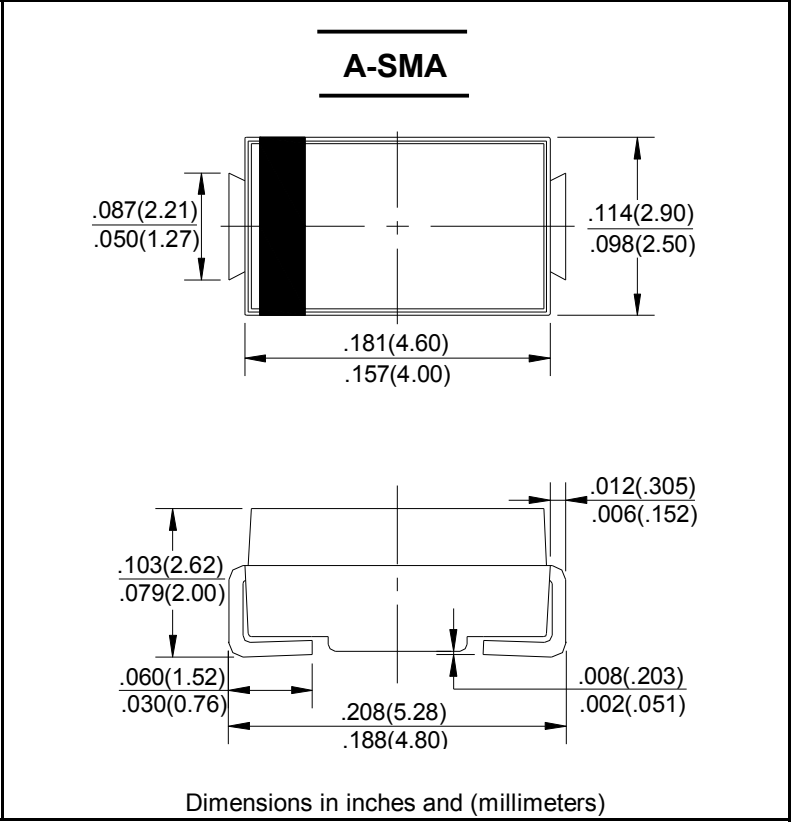
SURFACE MOUNT SCHOTTKY BARRIER RECTIFIERS	REVERSE VOLTAGE - 20 to 100 Volts FORWARD CURRENT - 1.0 Ampere
--	---

FEATURES

- For surface mounted applications
- Metal-Semiconductor junction with guarding
- Epitaxial construction
- Very low forward voltage drop
- High current capability
- Plastic material has UL flammability classification 94V-0
- For use in low voltage, high frequency inverters, free wheeling, and polarity protection applications.

MECHANICAL DATA

- Case: Molded Plastic
- Polarity: Indicated by cathode band
- Weight: 0.002 ounces, 0.053 grams



MAXIMUM RATINGS AND ELECTRICAL CHARACTERISTICS

Rating at 25°C ambient temperature unless otherwise specified.
 Single phase, half wave ,60Hz, resistive or inductive load.
 For capacitive load, derate current by 20%

CHARACTERISTICS	SYMBOL	SS12A	SS13A	SS14A	SS15A	SS16A	SS18A	SS110A	UNIT
Maximum Recurrent Peak Reverse Voltage	V _{RRM}	20	30	40	50	60	80	100	V
Maximum RMS Voltage	V _{RMS}	14	21	28	35	42	56	70	V
Maximum DC Blocking Voltage	V _{DC}	20	30	40	50	60	80	100	V
Maximum Average Forward Rectified Current @T _L =100 °C	I _(AV)	1.0							A
Peak Forward Surge Current 8.3ms Single Half Sine-Wave Super Imposed On Rated Load (JEDEC Method)	I _{FSM}	30							A
Maximum Forward Voltage at 1.0A DC	V _F	0.55		0.70		0.85		V	
Maximum DC Reverse Current at Rated DC Blocking Voltage @T _J =25°C @T _J =100°C	I _R	1.0							mA
Typical Junction Capacitance (Note1)	C _J	110							pF
Typical Thermal Resistance (Note2)	R _{θJL}	20							°C/W
Operating Temperature Range	T _J	-55 to + 125							°C
Storage Temperature Range	T _{STG}	-55 to + 150							°C

NOTES: 1. Measured at 1.0 MHz and applied reverse voltage of 4.0V DC.
 2. Thermal resistance junction to lead.

RATING AND CHARACTERISTIC CURVES
SS12A thru SS110A



FIG. 1 - FORWARD CURRENT DERATING CURVE

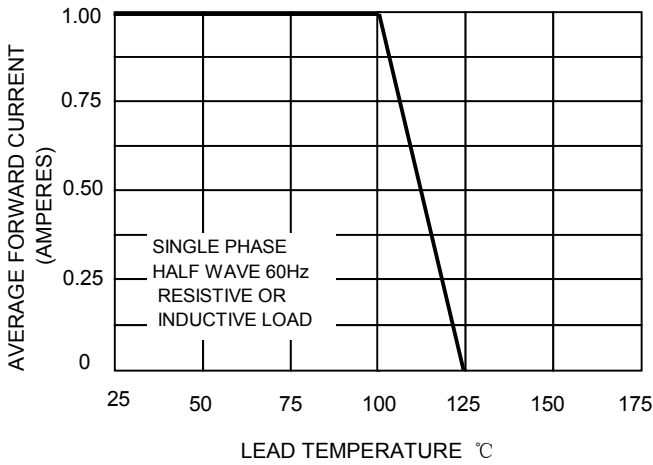


FIG. 2 - MAXIMUM NON-REPETITIVE SURGE CURRENT

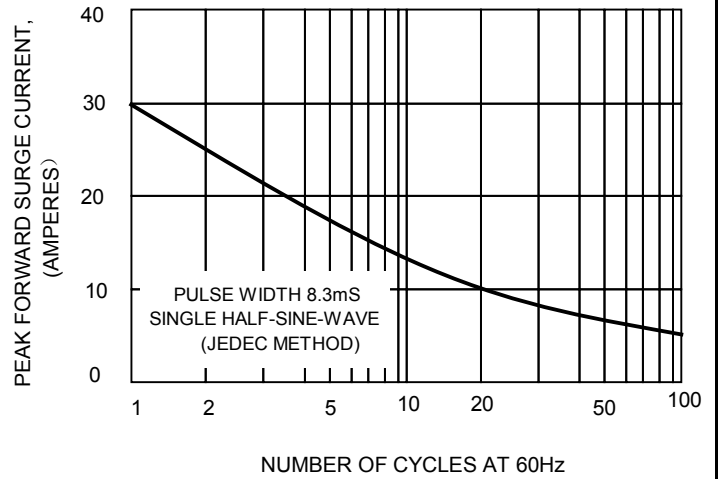


FIG.3-TYPICAL FORWARD CHARACTERISTICS

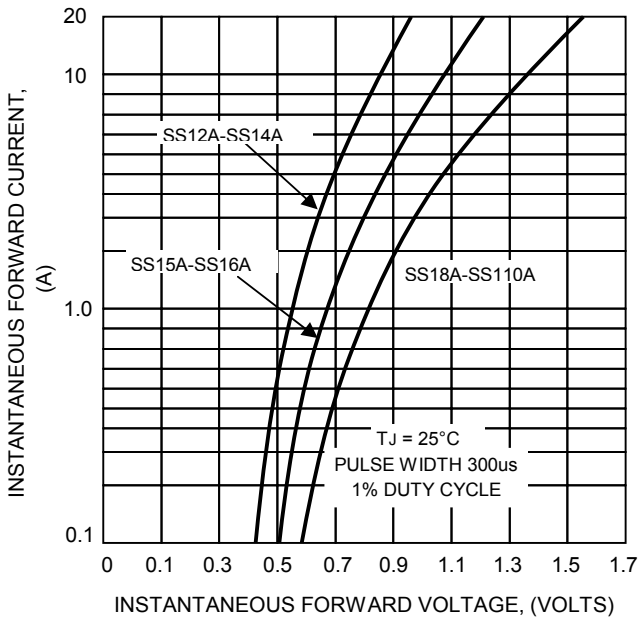


FIG.4-TYPICAL JUNCTION CAPACITANCE

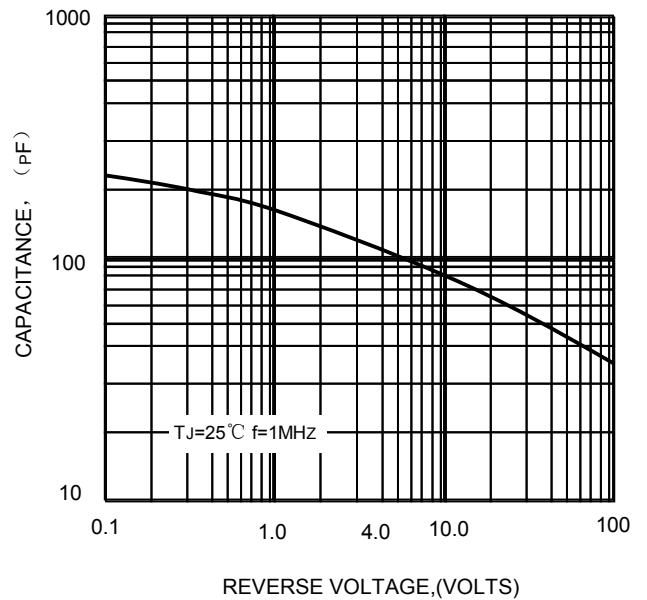


FIG.5-TYPICAL REVERSE CHARACTERISTICS

