

PLEASE CHECK WWW.MOLEX.COM FOR LATEST PART INFORMATION

Part Number: [0878320620](#)
Status: **Active**
Overview: milligrd
Description: 2.00mm (.079") Pitch Milli-Grid™ Header, Surface Mount, Vertical, Shrouded, Lead-free, 6 Circuits, 0.38µm (15µ") Gold (Au) Plating, without Locking Window and Centre Polarization Slot, PCB Locator, Tube

Documents:

[3D Model](#) [Product Specification PS-87831-027 \(PDF\)](#)
[Drawing \(PDF\)](#) [RoHS Certificate of Compliance \(PDF\)](#)

Agency Certification

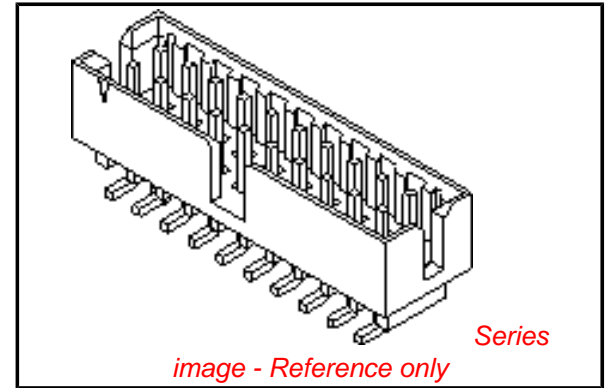
CSA LR19980
 UL E29179

General

Product Family PCB Headers
 Series [87832](#)
 Application Wire-to-Board
 Comments Contact Molex for application in automotive industry
 Overview [milligrd](#)
 Product Name Milli-Grid™

Physical

Breakaway No
 Circuits (Loaded) 6
 Circuits (maximum) 6
 Color - Resin Black
 First Mate / Last Break No
 Flammability 94V-0
 Glow-Wire Compliant No
 Guide to Mating Part No
 Keying to Mating Part Yes
 Lock to Mating Part No
 Material - Metal Phosphor Bronze
 Material - Plating Mating Gold
 Material - Plating Termination Tin
 Material - Resin Nylon
 Number of Rows 2
 Orientation Vertical
 PCB Locator Yes
 PCB Retention None
 Packaging Type Tube
 Pitch - Mating Interface (in) 0.079 In
 Pitch - Mating Interface (mm) 2.00 mm
 Pitch - Term. Interface (in) 0.079 In
 Pitch - Term. Interface (mm) 2.00 mm
 Plating min: Mating (µin) 15
 Plating min: Mating (µm) 0.38
 Plating min: Termination (µin) 76.4
 Plating min: Termination (µm) 1.91
 Polarized to Mating Part Side Slots (2)
 Polarized to PCB No
 Shrouded Fully
 Stackable No
 Temperature Range - Operating -55°C to +105°C



EU RoHS

**ELV and RoHS
 Compliant**
**REACH SVHC
 Contains SVHC: No**
**Halogen-Free
 Status**

China RoHS



**Need more information on product
 environmental compliance?**

Email productcompliance@molex.com
 For a multiple part number RoHS Certificate of Compliance, [click here](#)

Please visit the [Contact Us](#) section for any non-product compliance questions.

Search Parts in this Series

[87832Series](#)

Mates With

[50394](#) Wire-to-Board Terminals. [51110](#) Wire-to-Board Crimp Housing. [87568](#) Wire-to-Board IDT Housings. [79107](#) Board-to-Board Top Entry Through Hole Receptacle. [79108](#) Board-to-Board FFC/FPC Top Entry Through Hole Receptacle. L

Termination Interface: Style Surface Mount

Electrical

Current - Maximum per Contact 2A
Voltage - Maximum 125V

Solder Process Data

Duration at Max. Process Temperature (seconds) 10
Lead-free Process Capability Reflow Capable (SMT only)
Max. Cycles at Max. Process Temperature 1
Process Temperature max. C 260

Material Info

Reference - Drawing Numbers

Product Specification PS-87831-027
Sales Drawing SD-87832-006

This document was generated on 05/25/2010

PLEASE CHECK WWW.MOLEX.COM FOR LATEST PART INFORMATION



RECOMMENDED PCB PATTERN

CKT SIZE	A	B	C	D	E	F
4	6.65	4.85	2.00	-----	-----	5.00
6	8.65	6.85	4.00	-----	2.00	7.00
8	10.65	8.85	6.00	-----	4.00	9.00
10	12.65	10.85	8.00	-----	6.00	11.00
12	14.65	12.85	10.00	-----	8.00	13.00
14	16.65	14.85	12.00	8.00	10.00	15.00
16	18.65	16.85	14.00	10.00	12.00	17.00
18	20.65	18.85	16.00	12.00	14.00	19.00
20	22.65	20.85	18.00	14.00	16.00	21.00
22	24.65	22.85	20.00	16.00	18.00	23.00
24	26.65	24.85	22.00	18.00	20.00	25.00
26	28.65	26.85	24.00	20.00	22.00	27.00
28	30.65	28.85	26.00	22.00	24.00	29.00
30	32.65	30.85	28.00	24.00	26.00	31.00
32	34.65	32.85	30.00	26.00	28.00	33.00
34	36.65	34.85	32.00	28.00	30.00	35.00
36	38.65	36.85	34.00	30.00	32.00	37.00
38	40.65	38.85	36.00	32.00	34.00	39.00
40	42.65	40.85	38.00	34.00	36.00	41.00
42	44.65	42.85	40.00	36.00	38.00	43.00
44	46.65	44.85	42.00	38.00	40.00	45.00
46	48.65	46.85	44.00	40.00	42.00	47.00
48	50.65	48.85	46.00	42.00	44.00	49.00
50	52.65	50.85	48.00	44.00	46.00	51.00

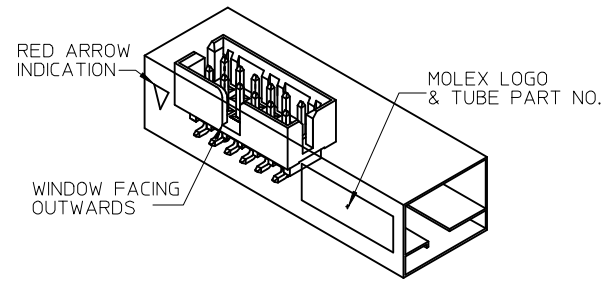
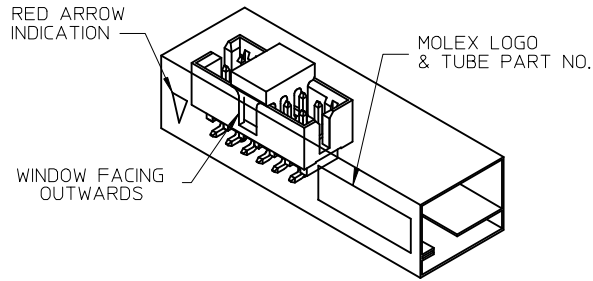
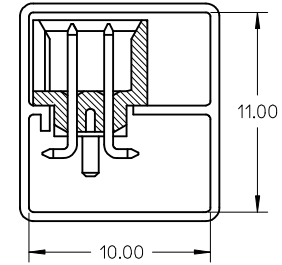
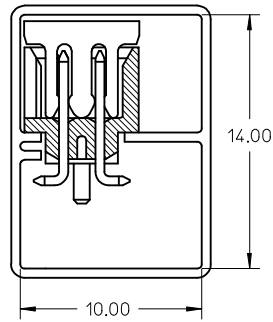
- NOTES:
- FOR ILLUSTRATION PURPOSES, 20 CIRCUIT SIZE WAFER IS SHOWN.
 - MATERIAL :
HOUSING & CAP : 30% G.F., NYLON 46, UL94V-0, COLOR BLACK.
PIN : 0.50MM SQ.PHOSPHOR BRONZE.
 - PLATING : 0.38um/15uin GOLD IN CONTACT AREA AND 1.88um/75uin MIN.TIN IN SOLDER TAIL AREA OVER 1.27um/50uin MIN.NICKEL OVERALL.
 - PRODUCT SPECIFICATION PS-87831-027 APPLIES.
 - COPLANARITY IS TO BE MEASURED BY RESTING THE SOLDER TAIL ON A GAUGE SURFACE.
 - NO SIDE LOCKING SLOT FROM 4 TO 12 CKT SIZE.
 - CKT 4 & 6 HAS NO IDENTIFICATION TAG.
 - POSITION OF CAP TO BE LOCATED AT CENTER OF DIMENSION 'A' REGARDLESS OF CIRCUIT SIZE.
 - TOP SURFACE OF CAP TO BE FLAT FOR THE PURPOSE OF PICK-&-PLACE BY VACUUM SUCTION NOZZLE.
 - THIS HEADER MATES WITH MOLEX:
a) CRIMP RECEPTACLE HOUSING, 51110 SERIES WITH CRIMP TERMINAL, 50394 SERIES.
b) 2MM MILLIGRID DUAL ROW IDT, 87568 SERIES.
 - NO CENTRE POLARIZATION SLOT FOR CKT SIZE 4 AND 6.
 - PARTS SHALL BE PACKED IN MOISTURE BARRIER BAG.

ADD ILLUSTRATION EC NO: S2009-0556 DRWN:SKANG CHKD:ATSEE APPR:MLONG	QUALITY SYMBOLS ▽=0 ◻=0	GENERAL TOLERANCES (UNLESS SPECIFIED)		DIMENSION STYLE MM ONLY		SCALE NTS	DESIGN UNITS METRIC	THIRD ANGLE PROJECTION			
		4 PLACES ± --- ± --- 3 PLACES ± --- ± --- 2 PLACES ± 0.2 ± --- 1 PLACE ± --- ± ---	mm INCH	DRAWN BY ATSEE	DATE 2003/10/14	TITLE MGRID, SHROUDED HEADER SMT, W/PEGS/CAP FOR PICK & PLACE IN TUBE AND T&R					
		ANGULAR ± 3 °		CHECKED BY KCLING	DATE 2003/11/07	MOLEX INCORPORATED					
		DRAFT WHERE APPLICABLE MUST REMAIN WITHIN DIMENSIONS		APPROVED BY SKTOH	DATE 2003/11/07	MATERIAL NO. SEE TABLE	DOCUMENT NO. SD-87832-006	SHEET NO. 1 OF 4			

TUBE PACKAGING

WITH CAP IN TUBE

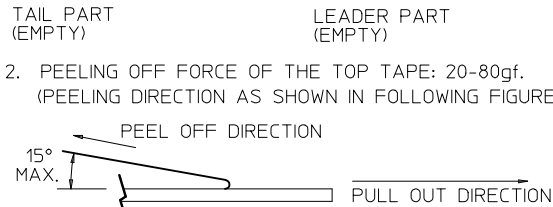
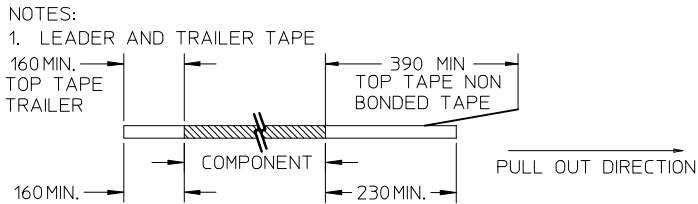
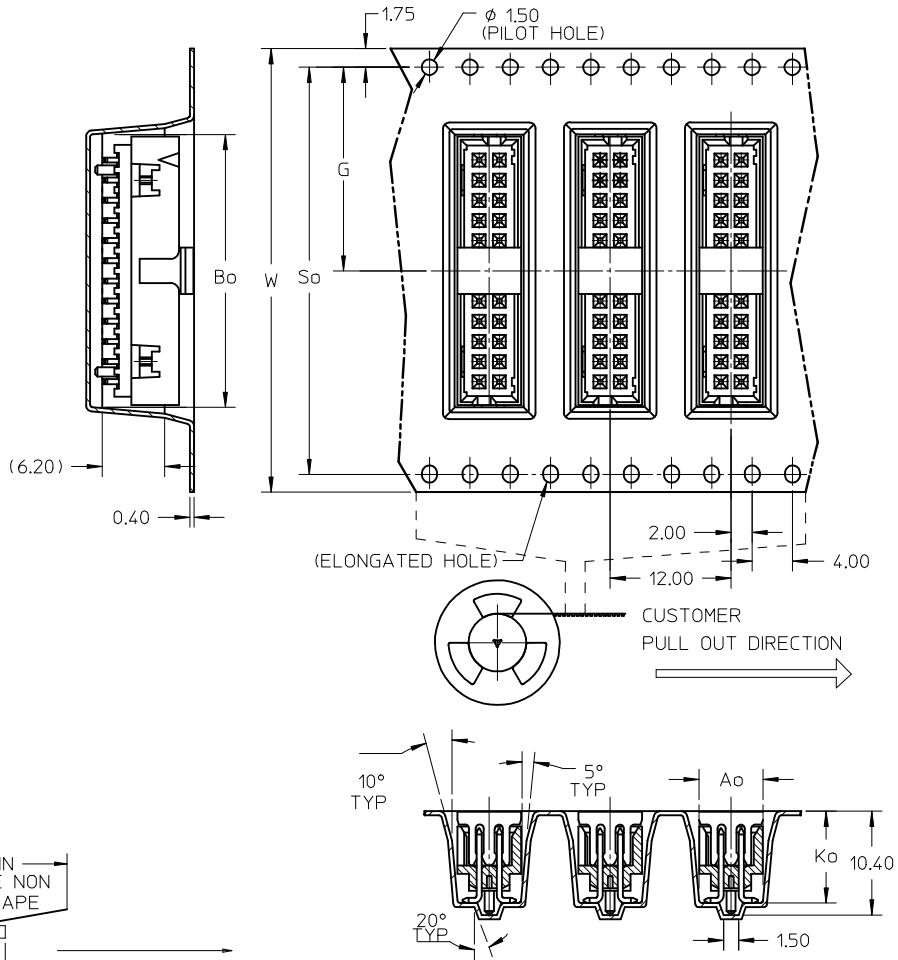
WITHOUT CAP IN TUBE



REF : ORIENTATION OF PART IN TUBE
(FOR THE REFERENCE OF PART/TUBE ASSEMBLY)

ADD ILLUSTRATION EC NO: S2009-0556 DRWN:SKANG CHKD:ATSEE APPR:MLONG	2009/02/23 2009/02/23 2009/02/23	QUALITY SYMBOLS ▽=0 ≻=0	GENERAL TOLERANCES (UNLESS SPECIFIED)		DIMENSION STYLE MM ONLY		SCALE NTS	DESIGN UNITS METRIC	THIRD ANGLE PROJECTION		
				4 PLACES ± --- ± --- 3 PLACES ± --- ± --- 2 PLACES ± 0.2 ± --- 1 PLACE ± --- ± ---	mm INCH	DRAWN BY DATE ATSEE 2003/10/14	TITLE MGRID, SHROUDED HEADER SMT, W/PEGS/CAP FOR PICK & PLACE IN TUBE AND T&R				
				ANGULAR ± 3 °		CHECKED BY DATE KCLING 2003/11/07	MOLEX INCORPORATED				
				DRAFT WHERE APPLICABLE MUST REMAIN WITHIN DIMENSIONS		APPROVED BY DATE SKTOH 2003/11/07	MATERIAL NO. DOCUMENT NO. SEE TABLE SD-87832-006			SHEET NO. 2 OF 4	
	SIZE A3		THIS DRAWING CONTAINS INFORMATION THAT IS PROPRIETARY TO MOLEX INCORPORATED AND SHOULD NOT BE USED WITHOUT WRITTEN PERMISSION								

EMBOSSED CARRIER TAPE LAYOUT
24 CKT USE FOR ILLUSTRATION ONLY



3. PACKAGING STANDARD IS AS PER EIA-481.

ADD ILLUSTRATION EC NO: S2009-0556 DRWN:SKANG CHKD:ATSEE APPR:MLONG	2009/02/23 2009/02/23 2009/02/23	QUALITY SYMBOLS	GENERAL TOLERANCES (UNLESS SPECIFIED)		DIMENSION STYLE	SCALE	DESIGN UNITS	THIRD ANGLE PROJECTION		
		▽=0 ∇=0	mm	INCH	MM ONLY	NTS	METRIC			
			4 PLACES ± --- ± ---	3 PLACES ± --- ± ---	2 PLACES ± 0.2 ± ---	1 PLACE ± --- ± ---	DRAWN BY	DATE	TITLE	
			ANGULAR ± 3 °		DRAFT WHERE APPLICABLE MUST REMAIN WITHIN DIMENSIONS		ATSEE	2003/10/14	MGRID, SHROUDED HEADER SMT, W/PEGS/CAP FOR PICK & PLACE IN TUBE AND T&R	
					CHECKED BY	DATE	MOLEX INCORPORATED			
					KCL ING	2003/11/07	SD-87832-006			
					APPROVED BY	DATE	SHEET NO.			
					SKTOH	2003/11/07	3 OF 4			
					MATERIAL NO.	DOCUMENT NO.				
					SEE TABLE					
					SIZE	THIS DRAWING CONTAINS INFORMATION THAT IS PROPRIETARY TO MOLEX INCORPORATED AND SHOULD NOT BE USED WITHOUT WRITTEN PERMISSION				
					A3					

PLS REFER TO PART 87832-**08 FOR CENTER LOCKING SLOT OPTION.

REG. OPTION	P/N W/O CAP IN TUBE	P/N W/CAP IN TUBE	P/N W/CAP IN TAPE & REEL	CKT SIZE	DIMENSION					
					W	G	Bo	So	Ao	Ko
NO	87832-0420	87832-0422	87832-5122	4	16.00	7.50	7.15	-----	6.40	9.30
YES	87832-0620	87832-0622	87832-5222	6	24.00	11.50	9.15	-----	6.40	9.30
YES	87832-0820	87832-0822	87832-5322	8	24.00	11.50	11.05	-----	6.40	9.30
YES	87832-1020	87832-1022	87832-5422	10	24.00	11.50	13.05	-----	6.40	9.30
YES	87832-1220	87832-1222	87832-5522	12	32.00	14.20	15.15	28.40	6.85	9.30
YES	87832-1420	87832-1422	87832-5622	14	32.00	14.20	17.05	28.40	6.40	9.30
YES	87832-1620	87832-1622	87832-5722	16	32.00	14.20	19.05	28.40	6.40	9.30
YES	87832-1820	87832-1822	87832-5822	18	44.00	20.20	21.05	40.40	6.40	9.30
YES	87832-2020	87832-2022	87832-5922	20	44.00	20.20	23.05	40.40	6.40	9.30
YES	87832-2220	87832-2222	87832-6022	22	44.00	20.20	25.05	40.40	6.40	9.30
YES	87832-2420	87832-2422	87832-6122	24	44.00	20.20	27.05	40.40	6.40	9.30
YES	87832-2620	87832-2622	87832-6222	26	44.00	20.20	29.05	40.40	6.40	9.30
YES	87832-2820	87832-2822	87832-6322	28	56.00	26.20	31.05	52.40	6.40	9.30
YES	87832-3020	87832-3022	87832-6422	30	56.00	26.20	33.05	52.40	6.40	9.30
YES	87832-3220	87832-3222	-----	32	-----	-----	-----	-----	-----	-----
YES	87832-3420	87832-3422	87832-6622	34	56.00	26.20	37.05	52.40	6.40	9.30
YES	87832-3620	87832-3622	-----	36	-----	-----	-----	-----	-----	-----
YES	87832-3820	87832-3822	-----	38	-----	-----	-----	-----	-----	-----
YES	87832-4020	87832-4022	87832-6922	40	56.00	26.20	43.05	52.40	6.40	9.30
YES	87832-4220	87832-4222	-----	42	-----	-----	-----	-----	-----	-----
YES	87832-4420	87832-4422	87832-7122	44	56.00	26.20	46.80	52.40	6.40	9.30
YES	87832-4620	87832-4622	87832-7222	46	56.00	26.20	47.05	52.40	6.40	9.30
YES	87832-4820	87832-4822	-----	48	-----	-----	-----	-----	-----	-----
YES	87832-5020	87832-5022	87832-7422	50	72.00	34.20	53.05	68.40	6.40	9.30

ADD ILLUSTRATION EC NO: S2009-0556 DRWN:SKANG 2009/02/23 CHKD:ATSEE 2009/02/23 APPR:MLONG 2009/02/23	QUALITY SYMBOLS	GENERAL TOLERANCES (UNLESS SPECIFIED)	DIMENSION STYLE	SCALE	DESIGN UNITS	THIRD ANGLE PROJECTION
	▽=0 □=0		MM ONLY	NTS	METRIC	
		mm INCH 4 PLACES ± --- ± --- 3 PLACES ± --- ± --- 2 PLACES ± 0.2 ± --- 1 PLACE ± --- ± --- ANGULAR ± 3 °	DRAWN BY DATE ATSEE 2003/10/14 CHECKED BY DATE KCLING 2003/11/07 APPROVED BY DATE SKTOH 2003/11/07	TITLE	MGRID, SHROUDED HEADER SMT, W/PEGS/CAP FOR PICK & PLACE IN TUBE AND T&R	
		DRAFT WHERE APPLICABLE MUST REMAIN WITHIN DIMENSIONS	SEE TABLE	MATERIAL NO.	DOCUMENT NO.	SHEET NO.

