

PLEASE CHECK WWW.MOLEX.COM FOR LATEST PART INFORMATION

Part Number: [0513470650](#)
Status: **Active**
Description: 3.30mm (.130") Pitch Wire-to-Board Receptacle Housing, Positive Lock, Single Row, 6 Circuits, White

Documents:

[Drawing \(PDF\)](#) [RoHS Certificate of Compliance \(PDF\)](#)
[Product Specification PS-51284-001 \(PDF\)](#)

General

Product Family Crimp Housings
 Series [51347](#)
 Product Name N/A

Physical

Circuits (maximum) 6
 Color - Resin Natural
 Gender Female
 Glow-Wire Compliant No
 Lock to Mating Part Yes
 Material - Resin Nylon
 Number of Rows 1
 Packaging Type Bag
 Panel Mount No
 Pitch - Mating Interface (in) 0.130 In
 Pitch - Mating Interface (mm) 3.30 mm
 Polarized to Mating Part Yes
 Stackable No
 Temperature Range - Operating -25°C to +85°C

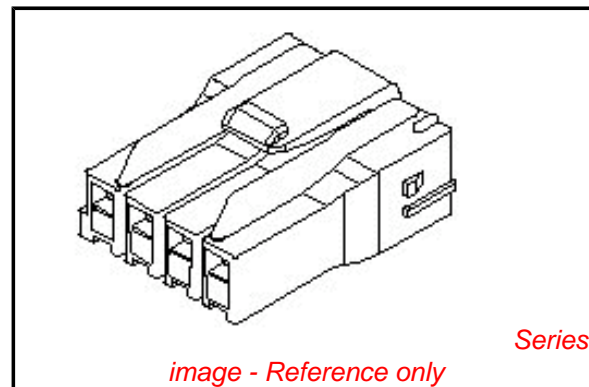
Electrical

Current - Maximum per Contact 4A

Material Info

Reference - Drawing Numbers

Product Specification PS-51284-001, RPS-51284-006, RPS-51284-011
 Sales Drawing SD-51347-001



EU RoHS

ELV and RoHS Compliant
REACH SVHC
Contains SVHC: No
Halogen-Free Status

China RoHS



Need more information on product environmental compliance?

Email productcompliance@molex.com
 For a multiple part number RoHS Certificate of Compliance, [click here](#)

Please visit the [Contact Us](#) section for any non-product compliance questions.

Search Parts in this Series

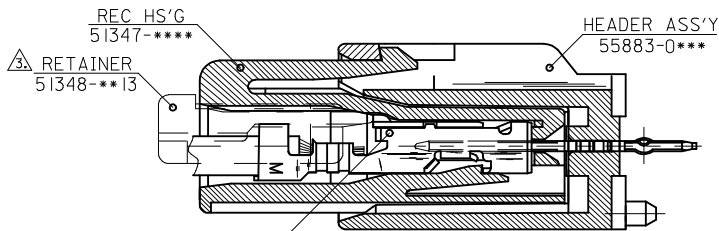
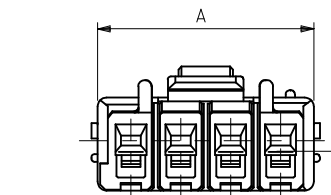
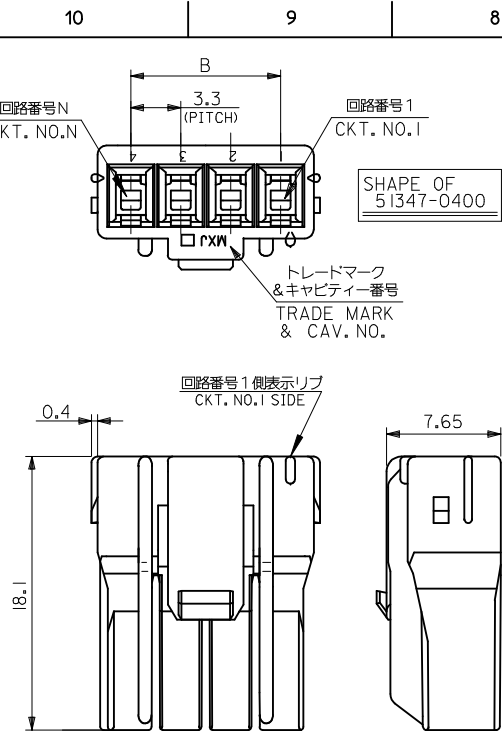
[51347Series](#)

Mates With

[55883-0659](#)

Use With

[51348](#) , [56187](#)

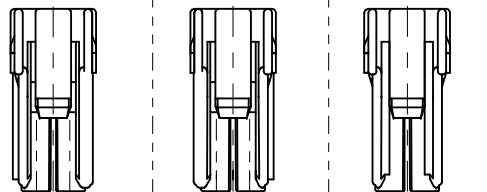


REC TERM
56187/56188-8*00
501395/500989-1*00

嵌合断面図
MATED CROSS SECTION

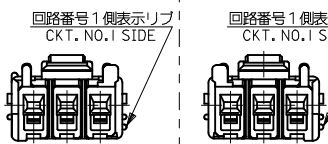
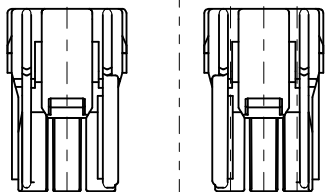
各種形状を下記に参考として示す。
尚、2種及び3種については嵌合間口にて誤嵌合/バリエーションを持たせている為組み合わせには注意して下さい。

2極品の形状
SHAPE OF 2 CIRCUITS



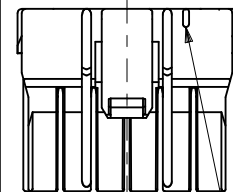
SHAPE OF 51347-0200 SHAPE OF 51347-0212 SHAPE OF 51347-0224

3極品の形状
SHAPE OF 3 CIRCUITS



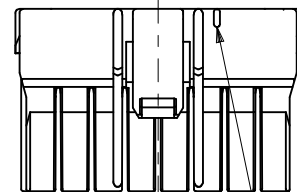
SHAPE OF 51347-0300 SHAPE OF 51347-0312

6極品の形状
SHAPE OF 6 CIRCUITS



SHAPE OF 51347-0650

8極品の形状
SHAPE OF 8 CIRCUITS



SHAPE OF 51347-0850

- 注記 NOTES
- 適合ターミナル : 56187/56188-8*00, 500989-1*00
APPLICABLE TERMINAL
詳細はSD-56187-002/SD-56188-002/SD-500989-002 参照のこと。
REFERENCE:SD-56187-002/SD-56188-002/SD-500989-002
 - 嵌合相手 : 55883-****
MATE WITH
詳細はSD-55883-**** 参照のこと。
REFERENCE:SD-55883-****
 - 適合リテーナー : 51348-***13
APPLICABLE RETAINER
詳細はSD-51348-*** 参照のこと。
REFERENCE:SD-51348-***
 - 材料 : ポリアミド (PA) UL94V-0
MATERIAL : POLYAMIDE(PA) UL94V-0
 - ELV及びRoHS 適合品
ELV AND RoHS COMPLIANT

COLOR	B	A	CKT.	MATERIAL NO.	MODEL NO.
NATURAL (IVORY)	23.1	27.5	8	51347-0850	51347-****
NATURAL (IVORY)	16.5	20.9	6	-0650	
NATURAL (IVORY)	9.9	14.3	4	-0400	
RED	6.6	11		-0312	
NATURAL (IVORY)	6.6	11	3	-0300	
BLUE	3.3	7.7		-0224	
RED	3.3	7.7	2	-0212	
NATURAL (IVORY)	3.3	7.7		51347-0200	

MATERIAL 材料	注記参照 SEE NOTES.	REVISED EC NO.: J2010-0432 DRWN: YOSHIKAWA 2009/09/11 CHKD: K. ASAKAWA 2009/09/14 APPR: NUKITA 2009/09/15	GENERAL TOLERANCES (UNLESS SPECIFIED)	DIMENSION STYLE MM ONLY	SCALE ---	DESIGN UNITS METRIC	TITLE 3.3 W/B CONN REC HSG	MATERIAL NO.	MODEL NO.
FINISH 仕上げ	#	REVISED EC NO.: J2010-0432 DRWN: YOSHIKAWA 2009/09/11 CHKD: K. ASAKAWA 2009/09/14 APPR: NUKITA 2009/09/15	10 UNDER ±0.2	DRAWN BY T. ODA	DATE 2004/01/15	MOLEX MOLEX INCORPORATED	SD-51347-001	SEE CHART	SHEET NO. 1 OF 1
WIRE RANGE 適用電線範囲	#		10 OVER 30 UNDER ±0.25	CHECKED BY S. ICHIKAWA	DATE				
INS. RANGE 被覆外径	#		30 OVER ±0.3	APPROVED BY Y. ITO	DATE				
			ANGULAR ±3 °	MATERIAL NO.	DOCUMENT NO.				
			DRAFT WHERE APPLICABLE MUST REMAIN WITHIN DIMENSIONS	SIZE A3	THIS DRAWING CONTAINS INFORMATION THAT IS PROPRIETARY TO MOLEX INCORPORATED AND SHOULD NOT BE USED WITHOUT WRITTEN PERMISSION				