

**PLEASE CHECK WWW.MOLEX.COM FOR LATEST PART INFORMATION**

**Part Number:** **0014600101**  
**Status:** **Active**  
**Description:** 2.54mm (.100") Pitch SL™ Insulation Displacement Connector Assembly, Female, Single Row, Version A, Nonpolarized, Wire Size 24, 3.81µm (150µ") Tin/Lead (SnPb), 10 Circuits

**Documents:**

[3D Model](#) [Product Specification PS-70400 \(PDF\)](#)  
[Drawing \(PDF\)](#) [RoHS Certificate of Compliance \(PDF\)](#)

**Agency Certification**

CSA LR19980  
 UL E29179

**General**

Product Family Ribbon Cable / Wire Trap Connectors  
 Series [70400](#)  
 Comments Terminals Preloaded  
 Component Type Housing  
 Glow-Wire Compliant No  
 Product Name SL™

**Physical**

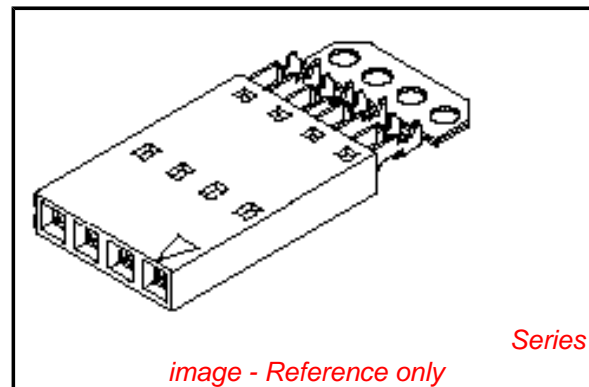
Circuits (Loaded) 10  
 Color - Resin Black  
 Durability (mating cycles max) 25  
 Entry Angle Vertical  
 Flammability 94V-0  
 Lock to Mating Part None  
 Material - Metal Phosphor Bronze  
 Material - Plating Mating Tin  
 Material - Plating Termination Tin  
 Material - Resin Polyester Alloy  
 Number of Rows 1  
 PCB Retention None  
 Packaging Type Tube  
 Pitch - Mating Interface (in) 0.100 In  
 Pitch - Mating Interface (mm) 2.54 mm  
 Plating min: Mating (µin) 150  
 Plating min: Mating (µm) 3.75  
 Plating min: Termination (µin) 75  
 Plating min: Termination (µm) 1.875  
 Polarized to Mating Part No  
 Stackable Yes  
 Surface Mount Compatible (SMC) N/A  
 Temperature Range - Operating -40°C to +105°C  
 Termination Interface: Style IDT or Pierce  
 Wire Insulation Diameter 1.35mm (.053") max.  
 Wire Size AWG 24  
 Wire/Cable Type Discrete Wire, Ribbon Cable

**Electrical**

Current - Maximum per Contact 3A  
 Voltage - Maximum 250V

**Material Info**

Old Part Number 70400-0009



**EU RoHS**

**ELV and RoHS Compliant**  
**REACH SVHC Not Reviewed**  
**Halogen-Free Status Not Reviewed**

**China RoHS**



**Need more information on product environmental compliance?**

Email [productcompliance@molex.com](mailto:productcompliance@molex.com)  
 For a multiple part number RoHS Certificate of Compliance, [click here](#)

Please visit the [Contact Us](#) section for any non-product compliance questions.

**Search Parts in this Series**

[70400Series](#)

**Mates With**

Single Row headers and housings, [8624](#) , [70203](#) , [42375](#) , [42377](#)

**Use With**

[7307](#) Tinned 28AWG, [7767](#) Topcoat 28AWG, [24241](#) Tinned 26AWG, [8996](#) Topcoat 26AWG, [24226](#) Tinned 24AWG, [8997](#) Topcoat 24AWG, [24369](#) High Flex 26AWG, [24389](#) High Flex 24AWG

**Application Tooling | FAQ**

*Tooling specifications and manuals are found by selecting the products below. Crimp Height Specifications are then contained in the Application Tooling Specification document.*

**Global**

| Description                   | Product #                  |
|-------------------------------|----------------------------|
| Hawk Semi- Automatic Discrete | <a href="#">0011201337</a> |

## Reference - Drawing Numbers

Product Specification  
Sales Drawing

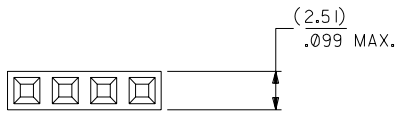
PS-70400  
SDA-70400-0001-0024

|   |                   |
|---|-------------------|
| Wire Terminator for<br>SL - Rebuilt US*             |                   |
| Hawk™ Ribbon  | <u>0623003000</u> |
| Cable Terminator for<br>SL without Break-off        |                   |
| Hawk™ Semi-<br>Automatic Discrete                   | <u>0623003100</u> |
| Wire Terminator for<br>SL                           |                   |
| Hawk™ Flat Flex                                     | <u>0623005200</u> |
| Cable Terminator for<br>SL with Break-off           |                   |
| Hawk™ Ribbon  | <u>0623005300</u> |
| Cable Terminator<br>with for SL Break-off           |                   |
| Hawk™ Semi-<br>Automatic Discrete                   | <u>0623004900</u> |
| Wire Terminator<br>for SL - Rebuilt CE<br>Approved* |                   |

This document was generated on 03/30/2010

**PLEASE CHECK [WWW.MOLEX.COM](http://WWW.MOLEX.COM) FOR LATEST PART INFORMATION**

# OPTION A

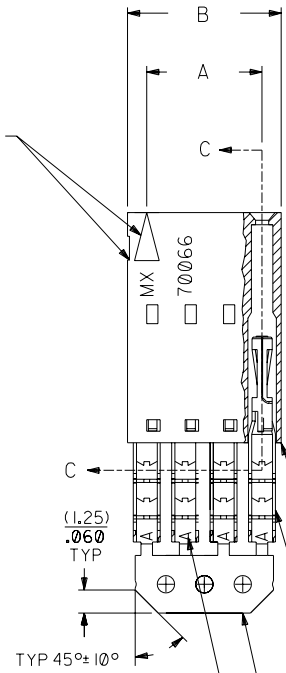


## NOTES:

- 1) TO BE USED WITH (24) AWG. STRANDED WIRE WITH (1.35)/.053 DIA. MAX. INSULATION.
- 2) SEE CHART FOR CIRCUIT SIZES.
- 3) STANDARD PACKAGING PER PK-70400-0001. OPTIONAL PACKAGING MAY BE AVAILABLE, REQUEST DWG. PK-70400
- 4) PARTS STACKABLE END TO END AND SIDE BY SIDE ON (2.54)/.100 CENTERS.
- 5) REFER TO PRODUCT SPECIFICATION: PS-70400.
- 6) SEE DWG. SDA-70400-\*\*\*\* (SHT. 5) FOR OPTIONAL HOUSING DETAILS.
- 7) 4 CIRCUIT SHOWN.
- 8) TO MATE WITH MOLEX (2.54)/.100 CENTERLINE HEADERS.

9) 2 CIRCUIT ASSEMBLIES SUPPLIED AS GROUPED PAIRS.

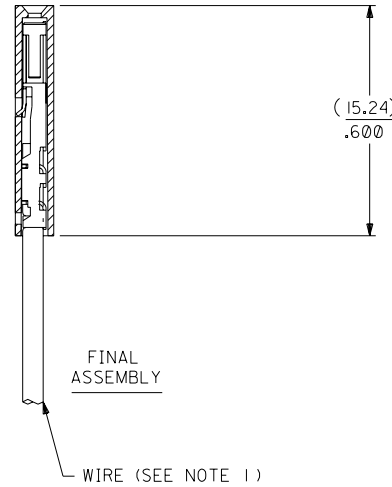
CIRCUIT NO. 1  
SLOT OR ARROW



## SECTION C-C



PRE-LOADED ASSEMBLY



FINAL ASSEMBLY

HOUSING PART NO. 70066-\*\*\*\*  
MATERIAL: G.F. POLYESTER, 94V-0

TERMINAL PART NO. 70028-\*\*\*\*  
MATERIAL: PHOSPHOR BRONZE  
PLATING PER ES-88-\*\*\*

TIN - .000150 MIN. TIN OVER  
.000050 MIN. NICKEL PLATE.

### I.D. SLOT CODE TO WIRE GAUGE CHART

| I.D. SLOT CODE | WIRE GAUGE |
|----------------|------------|
| A              | 24 AWG.    |

### PLATING CODE (STRIPE ON CARRIER STRIP)

| PLATING | COLOR |
|---------|-------|
| TIN     | NONE  |

| CKT. SIZE | DIMENSIONS (INCH)  |                    | EDP. NO.   | ENG. NO.     |
|-----------|--------------------|--------------------|------------|--------------|
|           | A                  | B                  |            |              |
| 2         | ( 2.54 )<br>.100   | ( 5.05 )<br>.199   | 14-60-0021 | A-70400-0001 |
| 3         | ( 5.08 )<br>.200   | ( 7.59 )<br>.299   | 14-60-0031 | A-70400-0002 |
| 4         | ( 7.62 )<br>.300   | ( 10.13 )<br>.399  | 14-60-0041 | A-70400-0003 |
| 5         | ( 10.16 )<br>.400  | ( 12.67 )<br>.499  | 14-60-0051 | A-70400-0004 |
| 6         | ( 12.70 )<br>.500  | ( 15.21 )<br>.599  | 14-60-0061 | A-70400-0005 |
| 7         | ( 15.24 )<br>.600  | ( 17.75 )<br>.699  | 14-60-0071 | A-70400-0006 |
| 8         | ( 17.78 )<br>.700  | ( 20.29 )<br>.799  | 14-60-0081 | A-70400-0007 |
| 9         | ( 20.32 )<br>.800  | ( 22.83 )<br>.899  | 14-60-0091 | A-70400-0008 |
| 10        | ( 22.86 )<br>.900  | ( 25.37 )<br>.999  | 14-60-0101 | A-70400-0009 |
| 11        | ( 25.54 )<br>1.000 | ( 27.91 )<br>1.099 | 14-60-0111 | A-70400-0010 |
| 12        | ( 27.94 )<br>1.100 | ( 30.45 )<br>1.199 | 14-60-0121 | A-70400-0011 |
| 13        | ( 30.48 )<br>1.200 | ( 32.99 )<br>1.299 | 14-60-0131 | A-70400-0012 |
| 14        | ( 33.02 )<br>1.300 | ( 35.53 )<br>1.399 | 14-60-0141 | A-70400-0013 |
| 15        | ( 35.56 )<br>1.400 | ( 38.07 )<br>1.499 | 14-60-0151 | A-70400-0014 |
| 16        | ( 38.01 )<br>1.500 | ( 40.61 )<br>1.599 | 14-60-0161 | A-70400-0015 |
| 17        | ( 40.64 )<br>1.600 | ( 43.15 )<br>1.699 | 14-60-0171 | A-70400-0016 |
| 18        | ( 43.18 )<br>1.700 | ( 45.69 )<br>1.799 | 14-60-0181 | A-70400-0017 |
| 19        | ( 45.72 )<br>1.800 | ( 48.23 )<br>1.899 | 14-60-0191 | A-70400-0018 |
| 20        | ( 48.26 )<br>1.900 | ( 50.77 )<br>1.999 | 14-60-0201 | A-70400-0019 |
| 21        | ( 50.80 )<br>2.000 | ( 53.31 )<br>2.099 | 14-60-0211 | A-70400-0020 |
| 22        | ( 53.34 )<br>2.100 | ( 55.85 )<br>2.199 | 14-60-0221 | A-70400-0021 |
| 23        | ( 55.88 )<br>2.200 | ( 58.39 )<br>2.299 | 14-60-0231 | A-70400-0022 |
| 24        | ( 58.42 )<br>2.300 | ( 60.93 )<br>2.399 | 14-60-0241 | A-70400-0023 |
| 25        | ( 60.96 )<br>2.400 | ( 63.47 )<br>2.499 | 14-60-0251 | A-70400-0024 |

\*THE PRIMARY SHIPPING CARTON WILL BE LABELED "COMPLIANT TO ROHS DIRECTIVE 2002/95/EC AND ELV ANNEX II OF DIRECTIVE 2000/53/EC". CARTONS WITHOUT THIS LABEL MAY CONTAIN PRODUCT WITH LEAD.

| G  |  | E   |  | F I  |  | F  |  | L.T.R.              |  |
|--|--|---|--|--|--|--|--|---------------------|--|
| LEAD FREE<br>UCP2004-1769<br>RWHITE 04/03/17   |  | REVISED PER<br>ECR NO. U82110<br>10-17-88                     |  | ADD CARRIER CHAMF<br>ECN #UDT1998-0280<br>05/20/98 LMCGRATH    |  | 164 PLATING WAS<br>102<br>PER ECR # U30941<br>07/06/93 REED  |  | L.T.R. REVISIONS    |  |
| AAB  |  | D   |  | C  |  | WAZ  |  | WAZ                 |  |
| REVISED PER<br>ECR NO. U82110<br>10-17-88  |  | REVISE PER<br>ECR #U80110<br>2/3/88 MJM                       |  | REDRAWN ON CAD<br>ECR# 8842<br>5/7/86 W.Z.                     |  | SCALE 4:1  |  | SCALE 4:1           |  |
| DIMENSIONS SHOWN (METRIC) INCH<br>UNLESS OTHERWISE SPECIFIED<br>TOLERANCES: ANGULAR ± 1/2° |  | 3 PLACE ± .010<br>2 PLACE ± .014 ± 0.25<br>1 PLACE --- ± 0.35 |  | DRAFT WHERE APPLICABLE MUST<br>REMAIN WITHIN DIMENSIONS        |  | DRWG. BY WAZ<br>CHK'D BY WAZ   |  | FILE NAME S70400AX1 |  |
| MFG. SH. REV.  |  | REVISE ONLY ON CAD SYSTEM                                     |  | TITLE ASSEMBLY, SL CONNECTOR<br>(SINGLE ROW- (2.54)/.100 GRID) |  | MOLEX INCORPORATED<br>LITSE, ILL. 60532 U.S.A.   |  | SHEET NO. 10/09/84  |  |
| PART NO. SDA-70400-0001-0024   |  | DRWG. NO. SDA-70400-0001-0024                                 |  | SEE CHART  |  | THIS DRAWING CONTAINS INFORMATION THAT IS PROPRIETARY TO MOLEX INC. AND SHOULD NOT BE USED WITHOUT WRITTEN PERMISSION. |  | DIV. DA             |  |