

PLEASE CHECK WWW.MOLEX.COM FOR LATEST PART INFORMATION

Part Number: [0917173001](#)
Status: **Active**
Overview: [rast_25_connector_system](#)
Description: 5.00mm (.197") Pitch Appli-Mate RAST 2.5 IDT Housing, Direct/Indirect, Female, 5 Circuits, Fully Coded

Documents:

[3D Model](#) [Product Specification PS-99020-0040 \(PDF\)](#)
[Drawing \(PDF\)](#) [RoHS Certificate of Compliance \(PDF\)](#)

Agency Certification

CSA LR19980

General

Product Family IDT and Solder Connectors
 Series [91717](#)
 Crimp Quality Equipment Yes
 Overview [rast_25_connector_system](#)
 Product Name RAST 2.5
 Use With RAST standard interface

Physical

Circuits (Loaded) 5
 Circuits (maximum) 5
 Color - Resin Natural (White)
 Durability (mating cycles max) 10
 Flammability 94V-0
 Gender Female
 Glow-Wire Compliant No
 Lock to Mating Part None
 Material - Metal Phosphor Bronze
 Material - Plating Mating Tin
 Material - Plating Termination Tin
 Material - Resin Nylon
 Number of Rows 1
 Packaging Type Tray
 Panel Mount No
 Pitch - Mating Interface (in) 0.197 In
 Pitch - Mating Interface (mm) 5.00 mm
 Pitch - Term. Interface (in) 0.197 In
 Pitch - Term. Interface (mm) 5.00 mm
 Plating min: Mating (µin) 40
 Plating min: Mating (µm) 1.00
 Plating min: Termination (µin) 40
 Plating min: Termination (µm) 1.00
 Polarized to Mating Part Yes
 Stackable No
 Temperature Range - Operating -20C TO +120C
 Termination Interface: Style IDT or Pierce
 Wire Size AWG 22, 24

Electrical

Current - Maximum per Contact 2A
 Voltage - Maximum 250V AC

Material Info

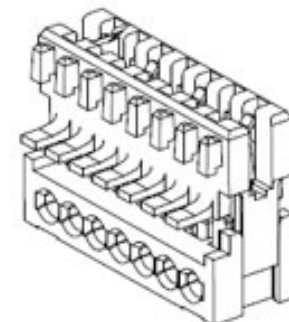


image - Reference only

Series

EU RoHS

ELV and RoHS Compliant
REACH SVHC Contains SVHC: No
Halogen-Free Status
Not Reviewed

China RoHS



Need more information on product environmental compliance?

Email productcompliance@molex.com
 For a multiple part number RoHS Certificate of Compliance, [click here](#)

Please visit the [Contact Us](#) section for any non-product compliance questions.

Search Parts in this Series

[91717Series](#)

Mates With

Appli-Mate RAST 2.5 Header [93071](#)

Application Tooling | FAQ

Tooling specifications and manuals are found by selecting the products below. Crimp Height Specifications are then contained in the Application Tooling Specification document.

Global

Description	Product #
RAST 2.5 Semi-Automatic Terminator Machine For Appli-Mate™ Connectors	0623006200
Manual Arbor Press, RAST 2.5	0622017400

Reference - Drawing Numbers

Application Specification

Product Specification

Sales Drawing

AS-99033-0008

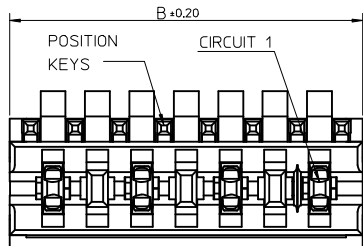
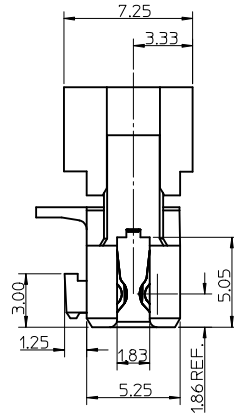
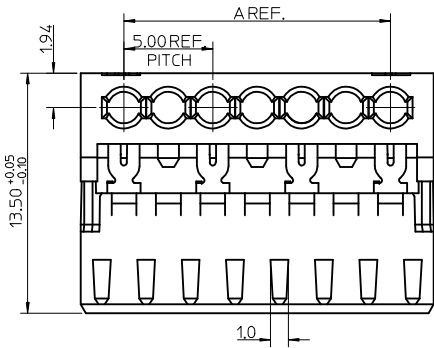
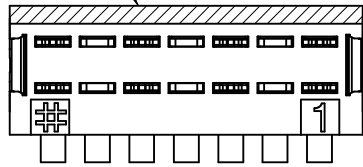
PS-99020-0040

SD-91717-001

This document was generated on 05/28/2010

PLEASE CHECK WWW.MOLEX.COM FOR LATEST PART INFORMATION

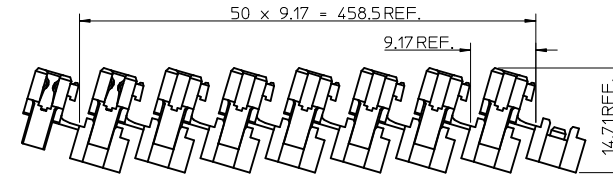
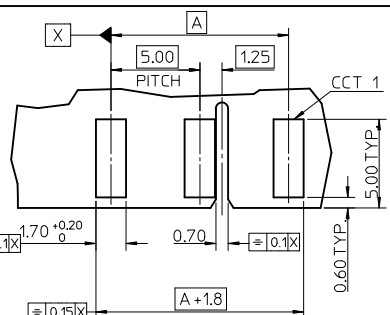
POSITION OF COLOUR STRIPE (see note 3)



- NOTES:
- REFER TO PRODUCT SPECIFICATION: PS-99020-0040.
 - MATERIAL: HOUSING - NYLON PA6
UL94-V0, COLOUR: NATURAL (WHITE).
TERMINAL: PHOSPHOR BRONZE 0.30 REF. THICK - PLATING HOT TIN DIP.
 - COLOUR STRIPE IS OPTIONAL, AVAILABLE IN THE FOLLOWING COLOURS: BLACK, RED, GREEN, BLUE
 - REFER TO PACKAGING SPEC (PK-90871-001).
 - REFER TO APPLICATION SPEC (AS-99033-0008)

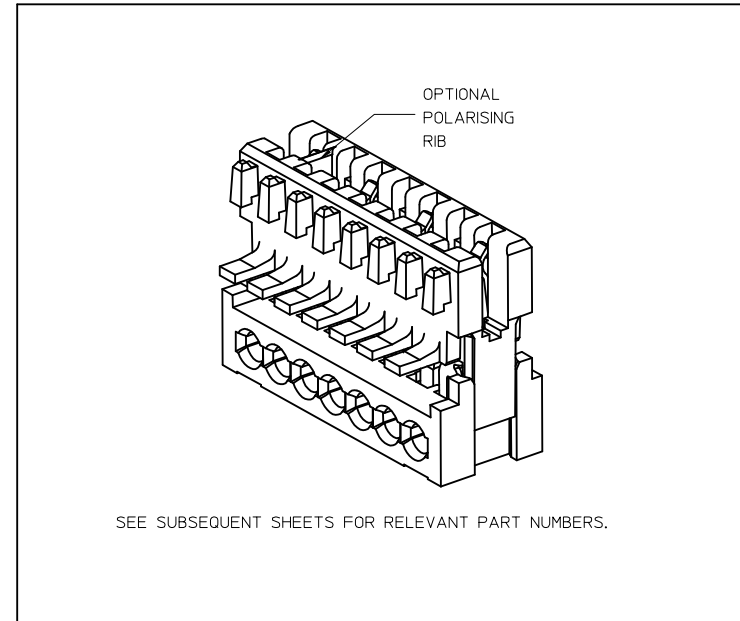
- RECOMMENDED PCB LAYOUT FOR 3CCT (5MM PITCH) CONNECTOR (OPTIONAL POSITIONAL RIB SLOT ALSO SHOWN)

- RECOMMENDED PCB THICKNESS 1.5±0.14mm



SHIPPING ARRANGEMENT SCALE 2:1

CCT	'A'	'B'
2	5.0	9.875
3	10.0	14.875
4	15.0	19.875
5	20.0	24.875
6	25.0	29.875
7	30.0	34.875
8	35.0	39.875
9	40.0	44.875
10	45.0	49.875



SEE SUBSEQUENT SHEETS FOR RELEVANT PART NUMBERS.

ADDED P/N'S EC NO: E2009-0568 DRWN: TIOURISH 2009/05/12 CHKD: BRUTTLE 2009/05/12 APPR: BMAGUIRE 2009/05/12	QUALITY SYMBOLS ▽=0 ▽=0	GENERAL TOLERANCES (UNLESS SPECIFIED)		DIMENSION STYLE MM ONLY		SCALE 5:1	DESIGN UNITS METRIC	THIRD ANGLE PROJECTION
		4 PLACES ± --- ± --- 3 PLACES ± --- ± --- 2 PLACES ± 0.10 ± --- 1 PLACE ± 0.2 ± ---	mm INCH ± --- ± --- ± 0.10 ± --- ± 0.2 ± ---	DRAWN BY NMCNAMAR	DATE 2004/02/12	TITLE APPLI-MATE 2.5 FEMALE 5MM TERMINAL PITCH (MATL: NYLON PA6)		MOLEX INCORPORATED
DRAFT WHERE APPLICABLE MUST REMAIN WITHIN DIMENSIONS		SEE SHEET 2&3		APPROVED BY BMAGUIRE	DATE 2004/02/16	DOCUMENT NO. SD-91717-001		THIS DRAWING CONTAINS INFORMATION THAT IS PROPRIETARY TO MOLEX INCORPORATED AND SHOULD NOT BE USED WITHOUT WRITTEN PERMISSION

2 CIRCUIT				
MOLEX PART NO.	REMOVED POSITION KEYS	CONFIGURATION (SEE NOTE 1)	POLARIZING RIB	COLOUR STRIPE
91717-0002	NONE		NONE	NONE
91717-0003	a		NONE	NONE
91717-0004	b		NONE	NONE
91717-0005	c		NONE	NONE
91717-0006	d		NONE	NONE
91717-0007	b d		NONE	NONE
91717-0008	a c		NONE	NONE
91717-0009	a d		NONE	NONE
91717-0010	a b		NONE	NONE
91717-0011	b c		NONE	NONE
91717-0012	c d		NONE	NONE
91717-0014	b c d		NONE	NONE
91717-0013	b c		NONE	RED
91717-0015	b c d		NONE	BLUE
91717-0016	c d		NONE	BLUE
91717-0017	NONE		BETWEEN HSG CKT 2&3	NONE
91717-0018	NONE		BETWEEN HSG CKT 1&2	NONE
91717-0019	NONE		NONE	BLUE
91717-0020	a c		NONE	BLUE
91717-0021	b c		NONE	GREEN
91717-0022	a d		NONE	GREEN
91717-0023	NONE		NONE	GREEN
91717-0024	d		BETWEEN HSG CKT 1&2	RED

2 CIRCUIT				
MOLEX PART NO.	REMOVED POSITION KEYS	CONFIGURATION (SEE NOTE 1)	POLARIZING RIB	COLOUR STRIPE
91717-0025	a c		BETWEEN HSG CKT 1&2	RED
91717-0026	a		BETWEEN HSG CKT 2&3	NONE
91717-0027	NONE		BETWEEN HSG CKT 2&3	RED
91717-0028	a		NONE	RED
91717-0029	NONE		NONE	RED
91717-0030	b c d		BETWEEN HSG CKT 1&2	RED
91717-0031	a		BETWEEN HSG CKT 2&3	RED
91717-0032	b		NONE	RED
91717-0033	d		NONE	YELLOW
91717-0035	b d		NONE	GREEN
91717-0036	NONE		BETWEEN HSG CKT 1&2	RED
91717-0037	b d		BETWEEN HSG CKT 1&2	RED
91717-0038	a c		BETWEEN HSG CKT 2&3	NONE
91717-0039	a b d		NONE	NONE
91717-0040	a		NONE	BLUE

- NOTES
- + DENOTES TERMINAL VOIDED POSITION
 - DENOTES TERMINAL LOADED POSITION
 - | DENOTES POLARIZING RIB POSITION

3 CIRCUIT				
MOLEX PART NO.	REMOVED POSITION KEYS	CONFIGURATION (SEE NOTE 1)	POLARIZING RIB	COLOUR STRIPE
91717-1001	NONE		NONE	NONE
91717-1002	b		NONE	NONE
91717-1003	c		NONE	NONE
91717-1004	c d e		NONE	NONE
91717-1005	NONE		BETWEEN HSG CKT 4&5	NONE
91717-1007	NONE		BETWEEN HSG CKT 1&2	NONE
91717-1008	d e f		NONE	RED
91717-1009	a b c		NONE	RED
91717-1010	a c d e		NONE	NONE
91717-1011	a c d e		NONE	BLUE
91717-1012	b c d e		NONE	NONE
91717-1013	a c e		NONE	NONE

SEE SHEET 1 EC NO: E2009-0568 DRAWN: TOUR SH CHKD: BRUTLE APPR: BMAGUIRE 2009/05/12 2009/05/12 2009/05/12	QUALITY SYMBOLS = 0 = 0	GENERAL TOLERANCES (UNLESS SPECIFIED) <table border="1"> <tr><th></th><th>mm</th><th>INCH</th></tr> <tr><td>4 PLACES</td><td>± .---</td><td>± .---</td></tr> <tr><td>3 PLACES</td><td>± .---</td><td>± .---</td></tr> <tr><td>2 PLACES</td><td>± 0.10</td><td>± .---</td></tr> <tr><td>1 PLACE</td><td>± 0.2</td><td>± .---</td></tr> </table> ANGULAR ± 1/2°		mm	INCH	4 PLACES	± .---	± .---	3 PLACES	± .---	± .---	2 PLACES	± 0.10	± .---	1 PLACE	± 0.2	± .---	DIMENSION STYLE MM ONLY	SCALE 1:1	DESIGN UNITS METRIC	THIRD ANGLE PROJECTION
		mm	INCH																		
	4 PLACES	± .---	± .---																		
	3 PLACES	± .---	± .---																		
2 PLACES	± 0.10	± .---																			
1 PLACE	± 0.2	± .---																			
DRAWN BY: NMCNAMAR DATE: 2004/02/12 CHECKED BY: J DENNEHY DATE: 2004/02/13 APPROVED BY: BMAGUIRE DATE: 2004/02/16	MATERIAL NO. SD-91717-001	SHEET NO. 2 OF 3	TITLE APPLI-MATE 2.5 FEMALE 5MM TERMINAL PITCH (MATL: NYLON PA6)																		
DRAFT WHERE APPLICABLE MUST REMAIN WITHIN DIMENSIONS		SEE CHARTS	MOLEX INCORPORATED																		
THIS DRAWING CONTAINS INFORMATION THAT IS PROPRIETARY TO MOLEX INCORPORATED AND SHOULD NOT BE USED WITHOUT WRITTEN PERMISSION																					

4 CIRCUIT

MOLEX PART NO.	REMOVED POSITION KEYS	CONFIGURATION (SEE NOTE 1)	POLARIZING RIB	COLOUR STRIPE
91717-2001	NONE		NONE	NONE
91717-2002	a		NONE	NONE
91717-2003	b		NONE	NONE
91717-2004	d f		NONE	NONE
91717-2005	a e g		NONE	RED
91717-2006	c e		NONE	NONE
91717-2007	a b d e g		NONE	NONE

7 CIRCUIT

MOLEX PART NO.	REMOVED POSITION KEYS	CONFIGURATION (SEE NOTE 1)	POLARIZING RIB	COLOUR STRIPE
91717-5001	a c e g i k m		NONE	NONE

5 CIRCUIT

MOLEX PART NO.	REMOVED POSITION KEYS	CONFIGURATION (SEE NOTE 1)	POLARIZING RIB	COLOUR STRIPE
91717-3001	NONE		NONE	NONE
91717-3002	b c g h i		NONE	GREEN

8 CIRCUIT

MOLEX PART NO.	REMOVED POSITION KEYS	CONFIGURATION (SEE NOTE 1)	POLARIZING RIB	COLOUR STRIPE
91717-6001	NONE		NONE	NONE

6 CIRCUIT

MOLEX PART NO.	REMOVED POSITION KEYS	CONFIGURATION (SEE NOTE 1)	POLARIZING RIB	COLOUR STRIPE
91717-4001	NONE		NONE	NONE
91717-4002	b c d e f g h i k n		NONE	NONE

9 CIRCUIT

MOLEX PART NO.	REMOVED POSITION KEYS	CONFIGURATION (SEE NOTE 1)	POLARIZING RIB	COLOUR STRIPE
91717-7001	NONE		NONE	NONE

10 CIRCUIT

MOLEX PART NO.	REMOVED POSITION KEYS	CONFIGURATION (SEE NOTE 1)	POLARIZING RIB	COLOUR STRIPE
91717-8001	NONE		NONE	NONE

- NOTES**
- + DENOTES TERMINAL VOIDED POSITION
 - DENOTES TERMINAL LOADED POSITION
 - ⊥ DENOTES POLARIZING RIB POSITION
 - A - APPLICABLE CABLE: UL 1569, 22 AWG, 7 Strand

SEE SHEET 1 EC NO: E2009-0568 DRAWN BY: TOUR SH CHKD BY: BRUTLE APPR: BMAGUIRE 2009/05/12 2009/05/12 2009/05/12	QUALITY SYMBOLS ▽=0 ▽=0	GENERAL TOLERANCES (UNLESS SPECIFIED) mm INCH 4 PLACES ±--- ±--- 3 PLACES ±--- ±--- 2 PLACES ±0.10 ±--- 1 PLACE ±0.2 ±--- ANGULAR ±1/2°	DIMENSION STYLE MM ONLY	SCALE 1:1	DESIGN UNITS METRIC	THIRD ANGLE PROJECTION	
	DRAWN BY: NMCNAMAR DATE: 2004/02/12	CHECKED BY: JDENNEHY DATE: 2004/02/13	APPROVED BY: BMAGUIRE DATE: 2004/02/16	MATERIAL NO. DOCUMENT NO.	TITLE APPLI-MATE 2.5 FEMALE 5MM TERMINAL PITCH (MATL: NYLON PA6)	MOLEX INCORPORATED	SHEET NO. 3 OF 3
	DRAFT WHERE APPLICABLE MUST REMAIN WITHIN DIMENSIONS			SEE CHARTS	THIS DRAWING CONTAINS INFORMATION THAT IS PROPRIETARY TO MOLEX INCORPORATED AND SHOULD NOT BE USED WITHOUT WRITTEN PERMISSION		
				SD-91717-001			