

PLEASE CHECK WWW.MOLEX.COM FOR LATEST PART INFORMATION

Part Number: [0901210768](#)
Status: **Active**
Description: 2.54mm (.100") Pitch C-Grid III™ Header, Single Row, Right Angle, 8 Circuits, 0.38μm (15μ") Gold (Au) Selective Plating

Documents:

[3D Model](#)
[Drawing \(PDF\)](#)

[RoHS Certificate of Compliance \(PDF\)](#)

General

Product Family	PCB Headers
Series	90121
Application	Wire-to-Board
Product Name	C-Grid III™

Physical

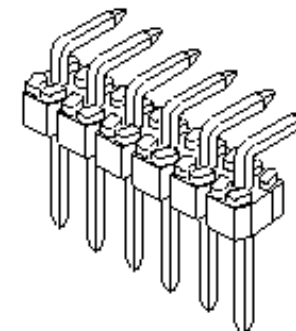
Breakaway	Yes
Circuits (Loaded)	8
Circuits (maximum)	8
Color - Resin	Black
First Mate / Last Break	No
Glow-Wire Compliant	No
Guide to Mating Part	No
Keying to Mating Part	None
Lock to Mating Part	None
Material - Metal	Brass
Material - Plating Mating	Gold
Material - Plating Termination	Tin
Material - Resin	Polyester
Number of Rows	1
Orientation	Right Angle
PC Tail Length (in)	0.114 In
PC Tail Length (mm)	2.90 mm
PCB Locator	No
PCB Retention	None
Packaging Type	Bag
Pitch - Mating Interface (in)	0.100 In
Pitch - Mating Interface (mm)	2.54 mm
Plating min: Mating (μin)	15
Plating min: Mating (μm)	0.38
Plating min: Termination (μin)	120
Plating min: Termination (μm)	3
Polarized to Mating Part	No
Polarized to PCB	No
Shrouded	No
Stackable	No
Temperature Range - Operating	-55°C to +125°C
Termination Interface: Style	Through Hole

Electrical

Current - Maximum per Contact	3A
Voltage - Maximum	350V

Solder Process Data

Duration at Max. Process Temperature (seconds)	5
Lead-free Process Capability	Wave Capable (TH only)



*Series
image - Reference only*

EU RoHS

**ELV and RoHS
Compliant**
**REACH SVHC
Contains SVHC: No**
**Halogen-Free
Status**

China RoHS



**Need more information on product
environmental compliance?**

Email productcompliance@molex.com
For a multiple part number RoHS Certificate of Compliance, [click here](#)

Please visit the [Contact Us](#) section for any non-product compliance questions.

Search Parts in this Series
[90121Series](#)

Max. Cycles at Max. Process Temperature	1
Process Temperature max. C	260

Material Info

Reference - Drawing Numbers

Sales Drawing	SDA-90121
---------------	-----------

This document was generated on 03/30/2010

PLEASE CHECK WWW.MOLEX.COM FOR LATEST PART INFORMATION



WAFER: 15% GLASS FILLED POLYESTER
TO UL 94V-0.
COLOUR: BLACK.

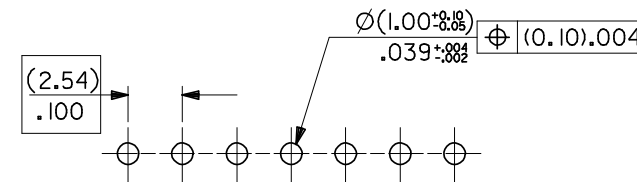
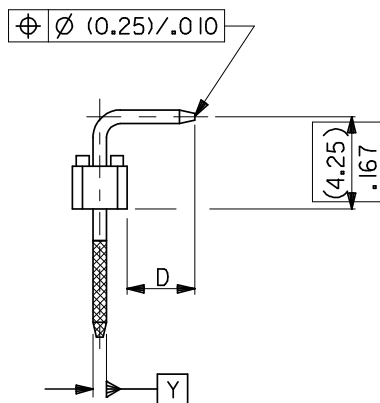
PINS: (0.635)/.025 SQ.
BRASS WIRE.
PLATED AS PER
SHEETS 2 TO 6.



CKT SIZE	DIM." A"		DIM." B" (± 0.20 / $\pm .008$)		CKT SIZE	DIM." A"		DIM." B" (± 0.20 / $\pm .008$)	
1X 1			(2.54)	.100	1X21	(50.80)	2.000	(53.34)	2.100
1X 2	(2.54)	.100	(5.08)	.200	1X22	(53.34)	2.100	(55.88)	2.200
1X 3	(5.08)	.200	(7.62)	.300	1X23	(55.88)	2.200	(58.42)	2.300
1X 4	(7.62)	.300	(10.16)	.400	1X24	(58.42)	2.300	(60.96)	2.400
1X 5	(10.16)	.400	(12.70)	.500	1X25	(60.96)	2.400	(63.50)	2.500
1X 6	(12.70)	.500	(15.24)	.600	1X26	(63.50)	2.500	(66.04)	2.600
1X 7	(15.24)	.600	(17.78)	.700	1X27	(66.04)	2.600	(68.58)	2.700
1X 8	(17.78)	.700	(20.32)	.800	1X28	(68.58)	2.700	(71.12)	2.800
1X 9	(20.32)	.800	(22.86)	.900	1X29	(71.12)	2.800	(73.66)	2.900
1X10	(22.86)	.900	(25.40)	1.000	1X30	(73.66)	2.900	(76.20)	3.000
1X11	(25.40)	1.000	(27.94)	1.100	1X31	(76.20)	3.000	(78.74)	3.100
1X12	(27.94)	1.100	(30.48)	1.200	1X32	(78.74)	3.100	(81.28)	3.200
1X13	(30.48)	1.200	(33.02)	1.300	1X33	(81.28)	3.200	(83.82)	3.300
1X14	(33.02)	1.300	(35.56)	1.400	1X34	(83.82)	3.300	(86.36)	3.400
1X15	(35.56)	1.400	(38.10)	1.500	1X35	(86.36)	3.400	(88.90)	3.500
1X16	(38.10)	1.500	(40.64)	1.600	1X36	(88.90)	3.500	(91.44)	3.600
1X17	(40.64)	1.600	(43.18)	1.700	1X37	(91.44)	3.600	(93.98)	3.700
1X18	(43.18)	1.700	(45.72)	1.800	1X38	(93.98)	3.700	(96.52)	3.800
1X19	(45.72)	1.800	(48.26)	1.900	1X39	(96.52)	3.800	(99.06)	3.900
1X20	(48.26)	1.900	(50.80)	2.000	1X40	(99.06)	3.900	(101.60)	4.000

NOTES

- FOR ASSY NUMBERS WITH FINISH OPTIONS AND DIM'S C & D SEE SHEETS 2 TO 6.
- PRODUCT SPEC: PS-99020-0001
- RECOMMENDED PCB THICKNESS 1.6mm



RECOMMENDED P.C. BOARD HOLE PATTERN

Corrected view size EC NO: E2008-0479 DRWN:ILK/ERNAN 2008/03/12 CHKD: 2008/03/18 APPR:BMAGUIRE 2008/03/18	QUALITY SYMBOLS ▽=0 ∇=0	GENERAL TOLERANCES (UNLESS SPECIFIED)		DIMENSION STYLE MM ONLY	SCALE 4:1	DESIGN UNITS METRIC	THIRD ANGLE PROJECTION
		4 PLACES ± --- ± ---	3 PLACES ± --- ± ---	DRAWN BY DB	DATE	TITLE	C-GRID III SINGLE ROW RIGHT ANGLE HEADER MOLEX INCORPORATED
		2 PLACES ± --- ± ---	1 PLACE ± --- ± ---	CHECKED BY	DATE	DATE	
		ANGULAR ±1/2°		APPROVED BY	DATE	DATE	
DRAFT WHERE APPLICABLE MUST REMAIN WITHIN DIMENSIONS		MATERIAL NO. SEE CHART	DOCUMENT NO. SDA-90121	SHEET NO. 1 OF 6		THIS DRAWING CONTAINS INFORMATION THAT IS PROPRIETARY TO MOLEX INCORPORATED AND SHOULD NOT BE USED WITHOUT WRITTEN PERMISSION	

PART NO. SEE CHART
 DWG. NO. SDA-90121

CIRCUIT SIZE	PLATING TYPE A	PLATING TYPE E	PLATING TYPE F
	PART NO.	PART NO.	PART NO.
1 X 1	90121-0121	90121-0761	90121-0921
1 X 2	↑ -0122	↑ -0762	↑ -0922
1 X 3	-0123	-0763	-0923
1 X 4	-0124	-0764	-0924
1 X 5	-0125	-0765	-0925
1 X 6	-0126	-0766	-0926
1 X 7	-0127	-0767	-0927
1 X 8	-0128	-0768	-0928
1 X 9	-0129	-0769	-0929
1 X 10	-0130	-0770	-0930
1 X 11	-0131	-0771	-0931
1 X 12	-0132	-0772	-0932
1 X 13	-0133	-0773	-0933
1 X 14	-0134	-0774	-0934
1 X 15	-0135	-0775	-0935
1 X 16	-0136	-0776	-0936
1 X 17	-0137	-0777	-0937
1 X 18	-0138	-0778	-0938
1 X 19	-0139	-0779	-0939
1 X 20	-0140	-0780	-0940
1 X 21	-0141	-0781	-0941
1 X 22	-0142	-0782	-0942
1 X 23	-0143	-0783	-0943
1 X 24	-0144	-0784	-0944
1 X 25	-0145	-0785	-0945
1 X 26	-0146	-0786	-0946
1 X 27	-0147	-0787	-0947
1 X 28	-0148	-0788	-0948
1 X 29	-0149	-0789	-0949
1 X 30	-0150	-0790	-0950
1 X 31	-0151	-0791	-0951
1 X 32	-0152	-0792	-0952
1 X 33	-0153	-0793	-0953
1 X 34	-0154	-0794	-0954
1 X 35	-0155	-0795	-0955
1 X 36	-0156	-0796	-0956
1 X 37	-0157	-0797	-0957
1 X 38	-0158	-0798	-0958
1 X 39	↓ -0159	↓ -0799	↓ -0959
1 X 40	90121-0160	90121-0800	90121-0960

DIM C (±0.20 / ±.008)
 (6.75) .266

DIM D (±0.25 / ±.010)
 (2.90) .114

NOTES:
 FOR PLATING VARIATIONS SEE
 ENG.STD. SDES-99000-0003.

STANDARD PRODUCTS

FOR PREVIOUS DRAWING ISSUES SEE MRI.	H SEE SHEET I.	LTR REVISIONS	DIMENSIONS SHOWN (METRIC) INCH		DRWG BY DB	REVISIONS	
			UNLESS OTHERWISE SPECIFIED TOLERANCES: ANGULAR ± 1/2°			CHK'D BY	
			INCH (METRIC)			APP'D BY	
			3 PLACE ± . --- 2 PLACE ± . --- 1 PLACE ± ---			SCALE	
DRAFT WHERE APPLICABLE MUST REMAIN WITHIN DIMENSIONS			DESIGN DIMENSION (PRIMARY) <input type="checkbox"/> IN. <input checked="" type="checkbox"/> (MM)		CAD/CAM FILENAME SA90121X2 DGN THIS DRAWING CONTAINS INFORMATION THAT IS PROPRIETARY TO MOLEX INC. & SHOULD NOT BE USED WITHOUT WRITTEN PERMISSION		
EQUIVALENT DIMENSION (SECONDARY) <input type="checkbox"/> (MM) <input checked="" type="checkbox"/> IN.			TITLE C-GRID III SINGLE ROW RIGHT ANGLE HEADER			SHEET NO. DATE 20F 16/ 7/87	
			PART NO. SEE CHART			DWG NO. SDA-90121	
						SIZE B	