

**PLEASE CHECK WWW.MOLEX.COM FOR LATEST PART INFORMATION**

**Part Number:** [0190670016](#)  
**Status:** **Active**  
**Description:** NylaKrimp™ Funnel Entry Ring Tongue Terminal for 8 AWG Wire, Stud #5

**Documents:**

[Drawing \(PDF\)](#) [RoHS Certificate of Compliance \(PDF\)](#)

**Agency Certification**

CSA LR18689  
 UL E32244

**General**

Product Family Ring and Spade Terminals  
 Series [19067](#)  
 Crimp Quality Equipment Yes  
 Mil-Spec N/A  
 Product Name NylaKrimp™  
 Type Ring

**Physical**

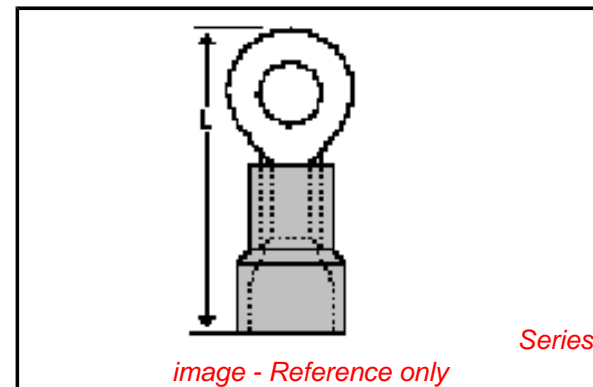
Barrel Type Closed - Brazed  
 Flammability 94V-0  
 Insulation Nylon (PA)  
 Material - Plating Mating Tin  
 Packaging Type Bag  
 Stud Size 10 (M5)  
 Termination Interface: Style Crimp or Compression  
 Wire Insulation Diameter 8.98mm (.350") max.  
 Wire Size AWG 8  
 Wire Size mm² 0.60 - 10.5

**Material Info**

Old Part Number D-951-10

**Reference - Drawing Numbers**

Sales Drawing SD-19067-017



*image - Reference only*

**EU RoHS**

**ELV and RoHS Compliant**  
**REACH SVHC**  
 Not Reviewed  
**Halogen-Free Status**  
**Not Reviewed**

**China RoHS**



**Need more information on product environmental compliance?**

Email [productcompliance@molex.com](mailto:productcompliance@molex.com)  
 For a multiple part number RoHS Certificate of Compliance, [click here](#)

Please visit the [Contact Us](#) section for any non-product compliance questions.

**Search Parts in this Series**

[19067Series](#)

**Application Tooling | [FAQ](#)**

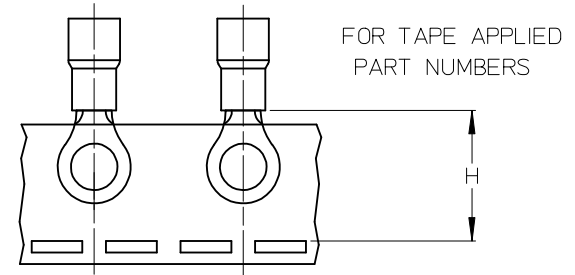
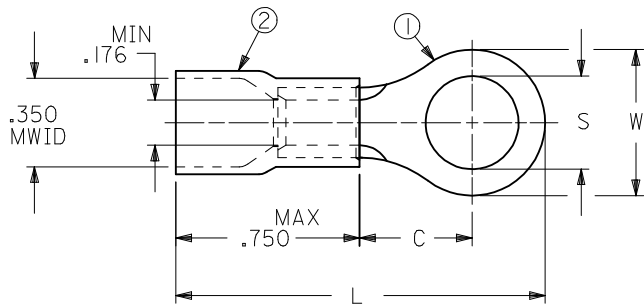
*Tooling specifications and manuals are found by selecting the products below. Crimp Height Specifications are then contained in the Application Tooling Specification document.*

**Global**

Description	Product #
Manual Putt Pump Hydraulic System, Die set required	<a href="#">0192860117</a>
Die Set (large) for the HHLS Hydraulic Crimper	<a href="#">0192890001</a>
Putt Pump Dieless Head System	<a href="#">0192860065</a>
Hand Crimp Tool	<a href="#">0640013900</a>

**PLEASE CHECK [WWW.MOLEX.COM](http://WWW.MOLEX.COM) FOR LATEST PART INFORMATION**

10	9	8	7	6	5	4	3	2	1
MATERIAL NO., LOOSE PC	ENGINEERING P/N	MATERIAL NO., TAPE APPLIED	ENGINEERING P/N	W ±.010	C MIN	L MAX	THKNS, REF	S ±.005	H NOMINAL
190670001	D-950-06	190670002	D-950-06T	.468/11.89	.380/9.65	1.39/35.3	.045/1.14	.146/3.71	1.07/27.2
190670003	D-950-08	190670005	D-950-08T	.468/11.89	.380/9.65	1.39/35.3	.045/1.14	.173/4.39	1.07/27.2
190670006	D-950-10	190670007	D-950-10T	.468/11.89	.380/9.65	1.39/35.3	.045/1.14	.198/5.03	1.07/27.2
190670008	D-950-14	190670011	D-950-14T	.468/11.89	.380/9.65	1.39/35.3	.045/1.14	.265/6.73	1.07/27.2
190670012	D-950-56	190670013	D-950-56T	.468/11.89	.380/9.65	1.39/35.3	.045/1.14	.328/8.33	1.07/27.2
190670016	D-951-10	190670017	D-951-10T	.588/14.94	.445/11.30	1.51/38.4	.045/1.14	.198/5.03	1.07/27.2
190670018	D-951-14	190670019	D-951-14T	.588/14.94	.445/11.30	1.51/38.4	.045/1.14	.265/6.73	1.07/27.2
190670025	D-951-56	190670026	D-951-56T	.588/14.94	.445/11.30	1.51/38.4	.045/1.14	.328/8.33	1.07/27.2
190670022	D-951-38	190670024	D-951-38T	.588/14.94	.445/11.30	1.51/38.4	.045/1.14	.390/9.91	1.07/27.2
190670128	D-951-76	190670027	D-951-76T	.588/14.94	.445/11.30	1.51/38.4	.045/1.14	.453/11.51	1.07/27.2
190670030	D-952-38	-	-	.810/20.57	.628/15.95	1.81/46.0	.050/1.27	.390/9.91	-
190670031	D-952-76	-	-	.810/20.57	.628/15.95	1.81/46.0	.050/1.27	.453/11.51	-
190670028	D-952-12	190670328	D-952-12T	.810/20.57	.628/15.95	1.81/46.0	.050/1.27	.515/13.08	1.40/35.6
190670129	D-952-58	190670344	D-952-58T	.810/20.57	.628/15.95	1.81/46.0	.050/1.27	.656/16.66	1.40/35.6
190670032	D-953-12	-	-	1.125/28.58	1.005/25.53	2.35/59.7	.050/1.27	.515/13.08	-
190670034	D-953-58	-	-	1.125/28.58	1.005/25.53	2.35/59.7	.050/1.27	.656/16.66	-
190670033	D-953-34	-	-	1.125/28.58	1.005/25.53	2.35/59.7	.050/1.27	.781/19.84	-
190670035	D-956-06	190670036	D-956-06T	.374/9.50	.380/9.65	1.34/34.0	.045/1.14	.146/3.71	1.07/27.2
190670037	D-956-08	190670038	D-956-08T	.374/9.50	.380/9.65	1.34/34.0	.045/1.14	.173/4.39	1.07/27.2
190670039	D-956-10	190670040	D-956-10T	.374/9.50	.380/9.65	1.34/34.0	.045/1.14	.198/5.03	1.07/27.2
190670041	D-956-14	190670042	D-956-14T	.374/9.50	.380/9.65	1.34/34.0	.045/1.14	.265/6.73	1.07/27.2



- NOTES:
1. MATERIAL: ITEM 1- COPPER, ELECTRO-TIN PLATED  
ITEM 2 - MOLDED NYLON, RED
  2. ASSEMBLY IS ROHS COMPLIANT.
  3. MWID = MAXIMUM WIRE INSULATION DIAMETER.

REDRAW EC NO: WNA2008-0291 DRW: HETHRODAHL 2008/09/23 CHKD: JMACNEIL 2008/09/23 APPR: JMACNEIL 2008/09/24	QUALITY SYMBOLS	GENERAL TOLERANCES (UNLESS SPECIFIED)	DIMENSION STYLE	SCALE	DESIGN UNITS	THIRD ANGLE PROJECTION	
	▼=0 ∇=0	mm INCH 4 PLACES ± --- ± --- 3 PLACES ± --- ± --- 2 PLACES ± --- ± --- 1 PLACE ± --- ± --- ANGULAR ± ---°	IN/MM	---	INCH	DRAWN BY DATE RCM 1991/02/11 CHECKED BY DATE --- APPROVED BY DATE ---	TITLE RING TONGUE TERMINAL, FUNNEL ENTRY NYLAKRIMP, 8 AWG
	DRAFT WHERE APPLICABLE MUST REMAIN WITHIN DIMENSIONS	SEE CHART	MATERIAL NO.	DOCUMENT NO.	MOLEX INCORPORATED SD-19067-017		SHEET NO.
		SIZE B	THIS DRAWING CONTAINS INFORMATION THAT IS PROPRIETARY TO MOLEX INCORPORATED AND SHOULD NOT BE USED WITHOUT WRITTEN PERMISSION				1 OF 1