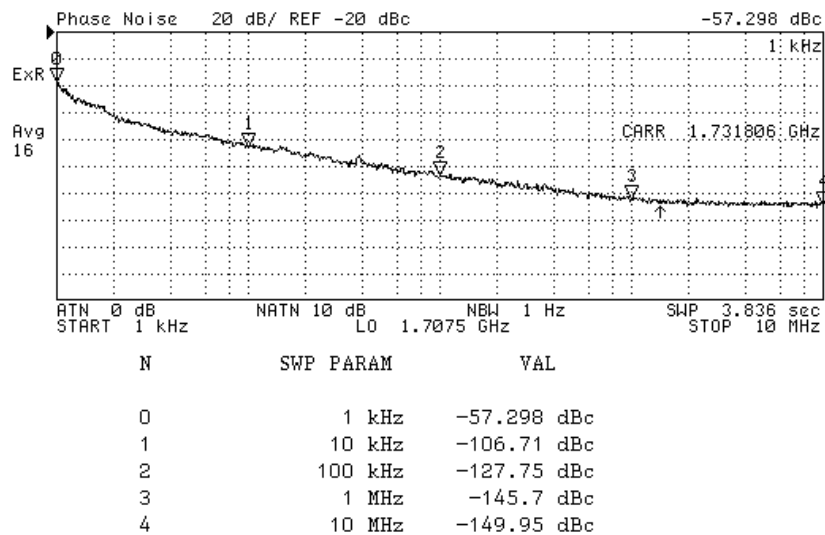
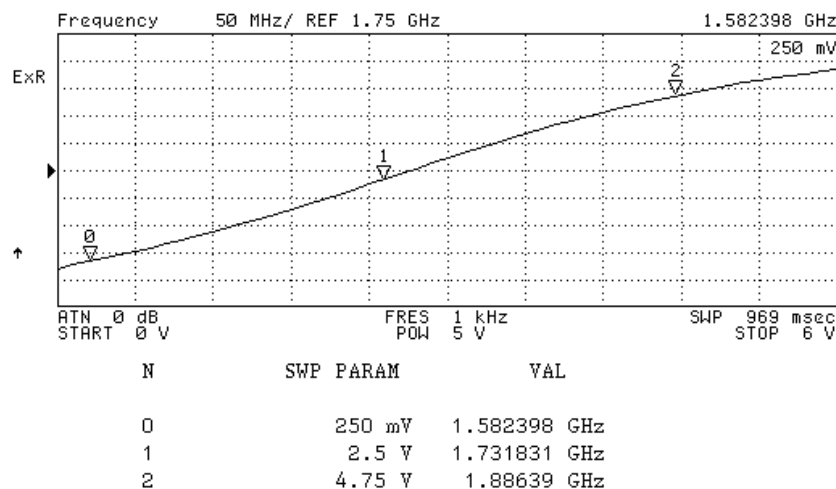


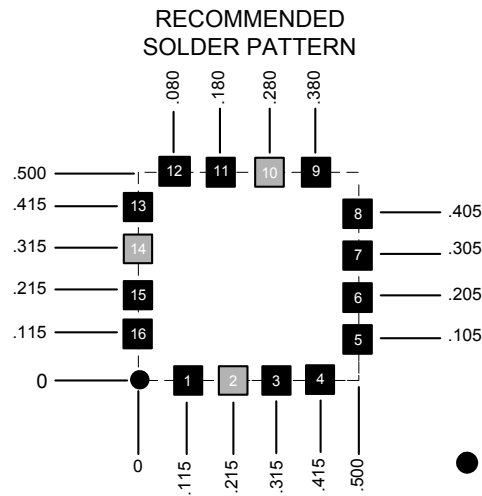
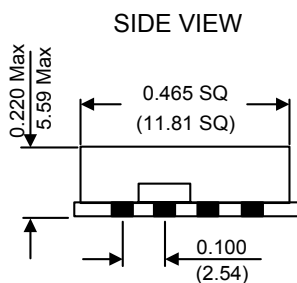
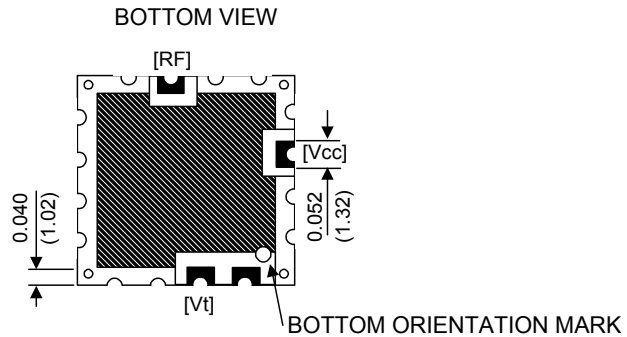
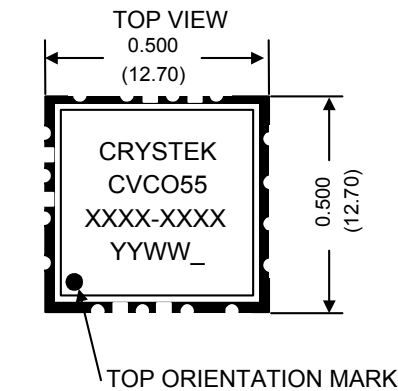
AVAILABLE PERFORMANCE SPECIFICATION	MIN	TYP	MAX	UNITS
Lower Frequency:			1600	MHz
Upper Frequency:	1850			MHz
Tuning Voltage:	0.25		4.75	VDC
Supply Voltage:	4.25	4.5	4.75	VDC
Output Power:	-2	+1.5	+5	dBm
Supply Current:		10		mA
Harmonic Suppression (2nd Harmonic):		-20		dBc
Pushing:			3	MHz/V
Pulling, all Phases:			5	MHz
Tuning Sensitivity:		85		MHz/V
Phase Noise @ 10kHz offset:		-103		dBc/Hz
Phase Noise @ 100kHz offset:		-128		dBc/Hz
Load Impedance:		50		Ω
Input Capacitance:			50	pF
Operating Temperature Range:	-40		85	$^{\circ}\text{C}$

Phase Noise (1 Hz BW, Typical)



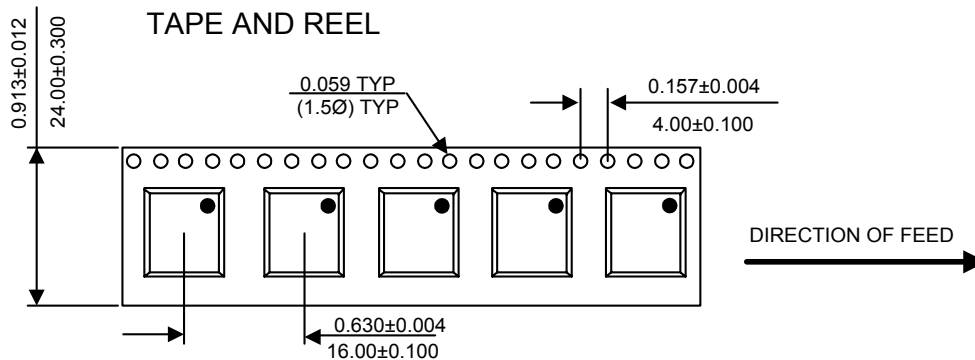
Tuning Curve, Typical





Pad	Connection
2	Vt
10	RF-OUTPUT
14	Vcc
Others	GROUND

- Unless otherwise specified, Dimensions are in: IN (mm)
- Recommended Solder Pattern dimension are in: Inches



Drawing not to scale

Product Control:			
Crystek Part Number:	CVCO55BE-1600-1850	Release Date:	15-Nov-05
Revision Level:	A	Responsible:	C. Vales