

**PLEASE CHECK WWW.MOLEX.COM FOR LATEST PART INFORMATION**

**Part Number:** [0700584084](#)  
**Status:** **Active**  
**Overview:** [cgrid\\_sl\\_products](#)  
**Description:** SL™ Crimp Terminal 70058, 32-36 AWG, Reel, Tin (Sn), Unplated Edges

**Documents:**

<a href="#">Packaging Specification (PDF)</a>	<a href="#">Product Specification PS-70400 (PDF)</a>
<a href="#">Drawing (PDF)</a>	<a href="#">RoHS Certificate of Compliance (PDF)</a>
<a href="#">Product Specification PS-70058 (PDF)</a>	

**General**

Product Family	Crimp Terminals
Series	<a href="#">70058</a>
Crimp Quality Equipment	Yes
Overview	<a href="#">cgrid_sl_products</a>
Product Name	SL™

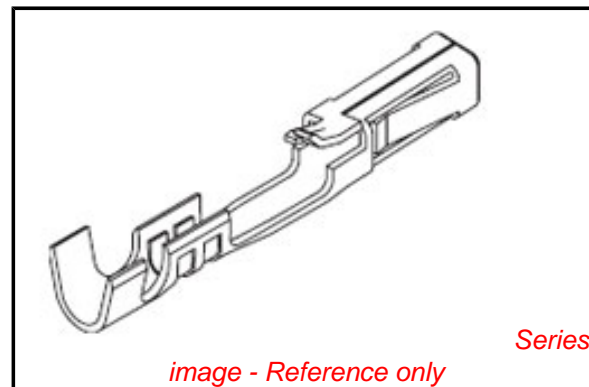
**Physical**

Gender	Female
Material - Metal	Phosphor Bronze
Material - Plating Mating	Tin
Material - Plating Termination	Tin
Packaging Type	Reel
Plating min: Mating (µin)	150
Plating min: Mating (µm)	3.81
Plating min: Termination (µin)	75
Plating min: Termination (µm)	1.910
Termination Interface: Style	Crimp or Compression
Wire Insulation Diameter	1.52mm (.060") max.
Wire Size AWG	32, 34, 36
Wire Size mm²	N/A

**Material Info**

**Reference - Drawing Numbers**

Packaging Specification	PK-70873-1300
Product Specification	PS-70058, PS-70400
Sales Drawing	SD-70058-084
Test Summary	TS-70058-002



*image - Reference only*

**EU RoHS**

**ELV and RoHS  
Compliant**  
**REACH SVHC  
Contains SVHC: No**  
**Halogen-Free  
Status**

**China RoHS**



**Need more information on product  
environmental compliance?**

Email [productcompliance@molex.com](mailto:productcompliance@molex.com)  
 For a multiple part number RoHS Certificate of Compliance, [click here](#)

Please visit the [Contact Us](#) section for any non-product compliance questions.

**Search Parts in this Series**

70058Series

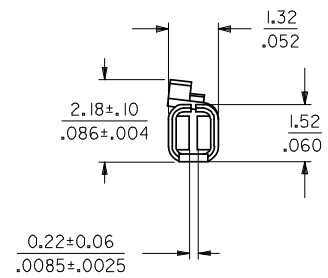
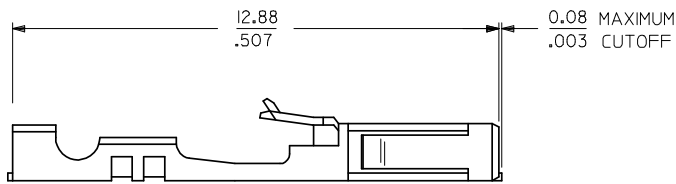
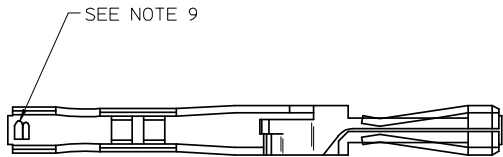
**Application Tooling | [FAQ](#)**

*Tooling specifications and manuals are found by selecting the products below. Crimp Height Specifications are then contained in the Application Tooling Specification document.*

**Global**

Description	Product #
Hand Crimp Tool	0638118700
FineAdjust™ Applicator	0639003300
T2 Terminator	0639103300
Tooling Die	
Insertion Tool	0011020022

ITEM NUMBER	FINISH	NOTES
70058-0084	POST-PLATE	ALL EDGES COVERED BY PLATING EXCEPT FOR CUT-OFFS OF THE CARRIERS.
70058-4084	PRE-PLATE	ALL CUT EDGES WILL BE EXPOSED AND WILL NOT HAVE PLATING.



**NOTES:**

1. TERMINAL MATERIAL: PHOSPHOR BRONZE.
2. FINISH: POST-PLATE: 3.81 MICROMETERS/150 MICROINCHES MINIMUM TIN (Sn) IN CONTACT AREA,  
1.91 MICROMETERS/75 MICROINCHES MINIMUM TIN (Sn) IN CRIMP AREA,  
NICKEL UNDERPLATE OVERALL.  
PRE-PLATE: 3.81 MICROMETERS/150 MICROINCHES MINIMUM TIN (Sn) OVER NICKEL UNDERPLATE OVERALL.
3. TERMINAL TO BE USED IN HOUSINGS 70066-\*\*\*\* AND 70450-\*\*\*\*.
4. REFER TO PRODUCT SPECIFICATION PS-70058.
5. REFER TO MOLEX OPERATION AND SERVICE MANUAL FOR CRIMP DETAILS.
6. TERMINAL TO BE USED WITH 0.64/.025 SQUARE PINS.
7. TERMINAL TO BE USED WITH 32-36 AWG STRANDED WIRE WITH 0.64/.025 MAXIMUM DIAMETER INSULATION.
8. TERMINALS SUPPLIED IN REEL FORM PER DRAWING PK-70873-1300.
9. CRIMP SIZE INDICATOR B=32-36 AWG

INITIAL RELEASE EC NO: UCP2008-1091 DRWN:DMORGAN 2008/07/01 CHK:MSIBARRA 2008/07/01 APPR:SMILLER 2008/07/02 A	DESCRIPTION REV:	QUALITY SYMBOLS ▽=0 ▽=0	GENERAL TOLERANCES (UNLESS SPECIFIED)		DIMENSION STYLE MM/IN	SCALE	DESIGN UNITS INCH	THIRD ANGLE PROJECTION																										
		<table border="1"> <thead> <tr> <th></th> <th>mm</th> <th>INCH</th> </tr> </thead> <tbody> <tr> <td>4 PLACES</td> <td>± .005</td> <td>± .0005</td> </tr> <tr> <td>3 PLACES</td> <td>± .005</td> <td>± .0005</td> </tr> <tr> <td>2 PLACES</td> <td>± 0.13</td> <td>± .010</td> </tr> <tr> <td>1 PLACE</td> <td>± 0.25</td> <td>± .020</td> </tr> </tbody> </table>		mm	INCH	4 PLACES	± .005	± .0005	3 PLACES	± .005	± .0005	2 PLACES	± 0.13	± .010	1 PLACE	± 0.25	± .020	<table border="1"> <thead> <tr> <th>DRAWN BY</th> <th>DATE</th> </tr> </thead> <tbody> <tr> <td>DMORGAN</td> <td>2008/05/28</td> </tr> <tr> <th>CHECKED BY</th> <th>DATE</th> </tr> <tr> <td>MSIBARRA</td> <td>2008/05/28</td> </tr> <tr> <th>APPROVED BY</th> <th>DATE</th> </tr> <tr> <td>SMILLER</td> <td>2008/05/28</td> </tr> </tbody> </table>	DRAWN BY	DATE	DMORGAN	2008/05/28	CHECKED BY	DATE	MSIBARRA	2008/05/28	APPROVED BY	DATE	SMILLER	2008/05/28	TITLE TERMINAL - BOX/CRIMP TIN PLATED FOR 32-36 AWG STRANDED WIRE PKG REEL			
			mm	INCH																														
		4 PLACES	± .005	± .0005																														
3 PLACES	± .005	± .0005																																
2 PLACES	± 0.13	± .010																																
1 PLACE	± 0.25	± .020																																
DRAWN BY	DATE																																	
DMORGAN	2008/05/28																																	
CHECKED BY	DATE																																	
MSIBARRA	2008/05/28																																	
APPROVED BY	DATE																																	
SMILLER	2008/05/28																																	
DRAFT WHERE APPLICABLE MUST REMAIN WITHIN DIMENSIONS			MATERIAL NO. SEE CHART		MOLEX INCORPORATED		DOCUMENT NO. SD-70058-084																											