

PLEASE CHECK WWW.MOLEX.COM FOR LATEST PART INFORMATION

Part Number: [0442624304](#)
Status: **Active**
Description: 9.14mm (.360") Pitch Crimp Terminal, Power Contact, Tin (Sn), All Over Nickel (Ni), 8 AWG

Documents:

[Drawing \(PDF\)](#) [RoHS Certificate of Compliance \(PDF\)](#)

General

Product Family Crimp Terminals
 Series [44262](#)
 Crimp Quality Equipment Yes
 Product Name N/A

Physical

Durability (mating cycles max) 500
 Gender Female
 Material - Metal High Performance Alloy (HPA)
 Material - Plating Mating Tin
 Packaging Type Reel
 Termination Interface: Style Crimp or Compression
 Wire Insulation Diameter 6.02mm (.237") max
 Wire Size AWG 8
 Wire Size mm² N/A

Electrical

Current - Maximum per Contact 20A
 Voltage - Maximum 600V AC

Material Info

Reference - Drawing Numbers

Sales Drawing SD-44262-100

EU RoHS

**ELV and RoHS
Compliant**
REACH SVHC
 Not Reviewed
**Halogen-Free
Status**

China RoHS



Not Reviewed

Need more information on product environmental compliance?

Email productcompliance@molex.com
 For a multiple part number RoHS Certificate of Compliance, [click here](#)

Please visit the [Contact Us](#) section for any non-product compliance questions.

Search Parts in this Series

[44262Series](#)

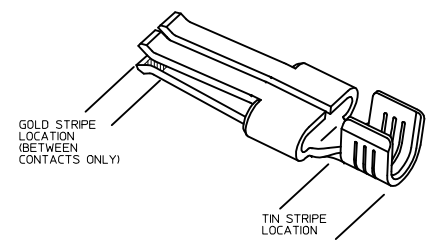
Application Tooling | FAQ

Tooling specifications and manuals are found by selecting the products below. Crimp Height Specifications are then contained in the Application Tooling Specification document.

Global

Description	Product #
Hand Crimp Tool for 8-12 AWG Female Power Contact Terminals	0638195600
Mini-Mac™ Applicator for Power Contact Crimp Terminals, Female 8-12 AWG	0638326300

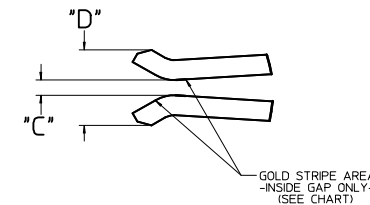
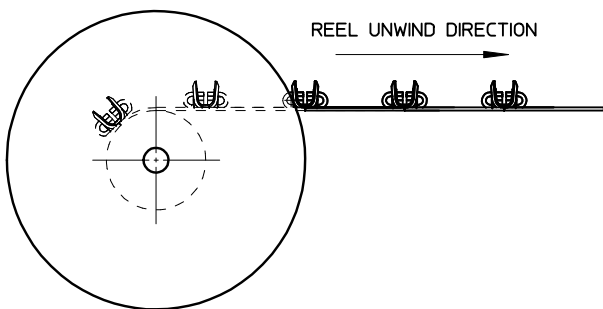
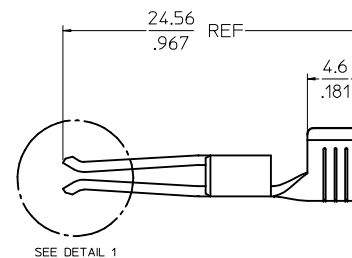
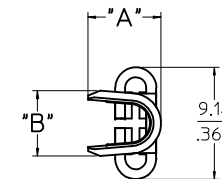
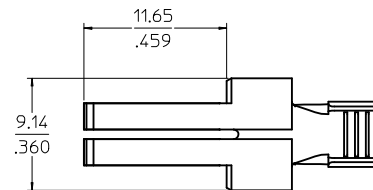
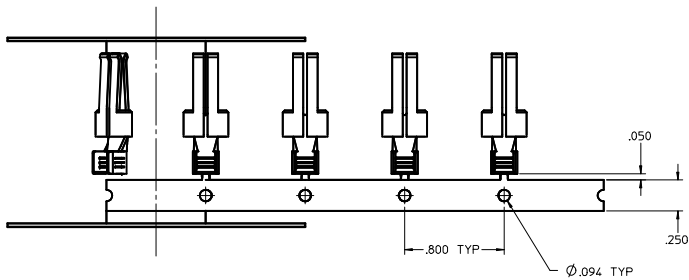
PART NUMBER	PLATING	RECOMMENDED WIRE SIZE	DIM 'A' HEIGHT	DIM 'B' WIDTH	DIM 'C' GAP	DIM 'D' TIPS	RECOMMENDED CRIMP APPLICATOR	MATING CONTACT	PACKAGE SIZE
44262-4304	80-160µ * TIN OVER 50µ * NICKEL OVERALL	8 AWG (2) 12 AWG	7.42±0.5 .292±.020	5.84±0.5 .230±.020					1800 PARTS/ REEL
44262-4334	30µ * GOLD STRIPE OVER 50µ * NICKEL OVERALL WITH 80-130µ * SELECT TIN								
44262-4302	80-160µ * TIN OVER 50µ * NICKEL OVERALL	10-12 AWG (2) 14 AWG	5.97±0.5 .235±.020	5.33±0.5 .210±.020	0.10/.004	2.54/.100 REF		44262-6*** SEE MOLEX DRAWING SD-44262-026 OR WITH BLADES 0.64/.025 THICK X 6.10/.240 MM WIDE	2500 PARTS/ REEL
44262-4332	30µ * GOLD STRIPE OVER 50µ * NICKEL OVERALL WITH 80-130µ * SELECT TIN								
44262-4306	80-160µ * TIN OVER 50µ * NICKEL OVERALL	14-16 AWG (2) 16 AWG	5.20±0.5 .205±.020	5.33±0.5 .210±.020					
44262-4336	30µ * GOLD STRIPE OVER 50µ * NICKEL OVERALL WITH 80-130µ * SELECT TIN	(2) 18 AWG							
44262-4404	80-160µ * TIN OVER 50µ * NICKEL OVERALL	8 AWG (2) 12 AWG	7.42±0.5 .292±.020	5.84±0.5 .230±.020					1800 PARTS/ REEL
44262-4434	30µ * GOLD STRIPE OVER 50µ * NICKEL OVERALL WITH 80-130µ * SELECT TIN								
44262-4402	80-160µ * TIN OVER 50µ * NICKEL OVERALL	10-12 AWG (2) 14 AWG	5.97±0.5 .235±.020	5.33±0.5 .210±.020	0.64/.025	3.07/.121 REF		FOR USE WITH BLADES 1.27/.050 THICK X 6.10/.240 MM WIDE	2500 PARTS/ REEL
44262-4432	30µ * GOLD STRIPE OVER 50µ * NICKEL OVERALL WITH 80-130µ * SELECT TIN								
44262-4406	80-160µ * TIN OVER 50µ * NICKEL OVERALL	14-16 AWG (2) 16 AWG	5.20±0.5 .205±.020	5.33±0.5 .210±.020					
44262-4436	30µ * GOLD STRIPE OVER 50µ * NICKEL OVERALL WITH 80-130µ * SELECT TIN	(2) 18 AWG							
44262-4504	80-160µ * TIN OVER 50µ * NICKEL OVERALL	8 AWG (2) 12 AWG	7.42±0.5 .292±.020	5.84±0.5 .230±.020					1800 PARTS/ REEL
44262-4534	30µ * GOLD STRIPE OVER 50µ * NICKEL OVERALL WITH 80-130µ * SELECT TIN								
44262-4502	80-160µ * TIN OVER 50µ * NICKEL OVERALL	10-12 AWG (2) 14 AWG	5.97±0.5 .235±.020	5.33±0.5 .210±.020	0.30/.012	2.74/.108 REF		FOR USE WITH BLADES 0.81/.032 THICK X 6.10/.240 MM WIDE RECOMMENDED FOR 6 CIRCUITS AND ABOVE	2500 PARTS/ REEL
44262-4532	30µ * GOLD STRIPE OVER 50µ * NICKEL OVERALL WITH 80-130µ * SELECT TIN								
44262-4506	80-160µ * TIN OVER 50µ * NICKEL OVERALL	14-16 AWG (2) 16 AWG	5.20±0.5 .205±.020	5.33±0.5 .210±.020					
44262-4536	30µ * GOLD STRIPE OVER 50µ * NICKEL OVERALL WITH 80-130µ * SELECT TIN	(2) 18 AWG							
44262-4604	80-160µ * TIN OVER 50µ * NICKEL OVERALL	8 AWG (2) 12 AWG	7.42±0.5 .292±.020	5.84±0.5 .230±.020					1800 PARTS/ REEL
44262-4634	30µ * GOLD STRIPE OVER 50µ * NICKEL OVERALL WITH 80-130µ * SELECT TIN								
44262-4602	80-160µ * TIN OVER 50µ * NICKEL OVERALL	10-12 AWG (2) 14 AWG	5.97±0.5 .235±.020	5.33±0.5 .210±.020	0.89/.035	3.33/.131 REF		FOR USE WITH BLADES 1.27/.050 THICK X 6.10/.240 MM WIDE RECOMMENDED FOR 6 CIRCUITS AND ABOVE	2500 PARTS/ REEL
44262-4632	30µ * GOLD STRIPE OVER 50µ * NICKEL OVERALL WITH 80-130µ * SELECT TIN								
44262-4606	80-160µ * TIN OVER 50µ * NICKEL OVERALL	14-16 AWG (2) 16 AWG	5.20±0.5 .205±.020	5.33±0.5 .210±.020					
44262-4636	30µ * GOLD STRIPE OVER 50µ * NICKEL OVERALL WITH 80-130µ * SELECT TIN	(2) 18 AWG							



- NOTES:
1. MATERIAL: COPPER ALLOY .032 IN THICK
 2. FINISH: PER MOLEX PLATING SPECIFICATION ES-88 - SEE CHART
 3. FOR CRIMP APPLICATOR SEE CHART
 4. FOR CRIMP TOOLING CONTACT MOLEX OR VISIT THE MOLEX WEBSITE AT: WWW.MOLEX.COM
 5. STANDARD PACKAGE SIZE: SEE CHART
 6. SEE PRODUCT SPECIFICATION: PS-44262-001 FOR MORE INFORMATION
 7. PARTS ARE RoHS COMPLIANT
 8. FOR MATING CONTACT: SEE CHART
 9. FOR CRIMP SET UP INFORMATION SEE MOLEX APPLICATION SPECIFICATION DOCUMENT:
8 AWG - ATS-638326300
10/12 AWG - ATS-638326000
14/16 AWG - ATS-638326100

REV DESCRIPTIONS IN CHART REC NO: UCP2009-1020 DRAWN: DOWNSHOTA CHKD: 2008/11/04 APPR: APATEL 2008/11/04	QUALITY SYMBOLS	GENERAL TOLERANCES (UNLESS SPECIFIED)	DIMENSION STYLE	SCALE	DESIGN UNITS	THIRD ANGLE PROJECTION
	▽=0	4 PLACES ±.005 ±.005	MM/IN	1:1	INCH	☉
	▽=0	3 PLACES ±.010 ±.010				
	▽=0	2 PLACES ±.025 ±.010				
		1 PLACE ±.025 ±.010				
		ANGULAR ±1/2°				
		DRAFT WHERE APPLICABLE MUST REMAIN WITHIN DIMENSIONS				
			DRAWN BY	DATE	TITLE	
			BKOSTIC	2006/11/13	TERMINAL - RECEPTACLE POWER CONTACT	
			CHECKED BY	DATE		
			BKOSTIC	2006/11/13		
			APPROVED BY	DATE		
			APATEL	2006/11/14		
			MATERIAL NO.	DOCUMENT NO.	MOLEX INCORPORATED	
			SEE CHART	SD-44262-100		
			SIZE		SHEET NO.	
			D		1 OF 2	
					THIS DRAWING CONTAINS INFORMATION THAT IS PROPRIETARY TO MOLEX INCORPORATED AND SHOULD NOT BE USED WITHOUT WRITTEN PERMISSION	

20 19 18 17 16 15 14 13 12 11 10 9 8 7 6 5 4 3 2 1



DETAIL 1
SCALE 10:1

SEE SHEET 1 IEC NO: UCP2009-1020 DRAWN/DATA: 2008/11/04 CHYK: 2008/11/04 APPR: APATEL 2008/11/04 REV: DESCRIPTION	QUALITY SYMBOLS ▽=0 ▽=0 ▽=0		GENERAL TOLERANCES (UNLESS SPECIFIED) <table border="1"> <thead> <tr> <th></th> <th>mm</th> <th>INCH</th> </tr> </thead> <tbody> <tr> <td>4 PLACES</td> <td>± .10</td> <td>± .004</td> </tr> <tr> <td>3 PLACES</td> <td>± .15</td> <td>± .006</td> </tr> <tr> <td>2 PLACES</td> <td>± 0.25</td> <td>± .010</td> </tr> <tr> <td>1 PLACE</td> <td>± 0.25</td> <td>± .010</td> </tr> <tr> <td colspan="3">ANGULAR ±1/2°</td> </tr> </tbody> </table>			mm	INCH	4 PLACES	± .10	± .004	3 PLACES	± .15	± .006	2 PLACES	± 0.25	± .010	1 PLACE	± 0.25	± .010	ANGULAR ±1/2°			DIMENSION STYLE MM/IN DRAWN BY: BKOSTIC DATE: 2006/11/13 CHECKED BY: BKOSTIC DATE: 2006/11/13 APPROVED BY: APATEL DATE: 2006/11/14		SCALE: 5:1 DESIGN UNITS: INCH THIRD ANGLE PROJECTION	
		mm	INCH																							
	4 PLACES	± .10	± .004																							
	3 PLACES	± .15	± .006																							
2 PLACES	± 0.25	± .010																								
1 PLACE	± 0.25	± .010																								
ANGULAR ±1/2°																										
DRAFT WHERE APPLICABLE MUST REMAIN WITHIN DIMENSIONS			MATERIAL NO: SEE CHART SIZE: D		TITLE: TERMINAL - RECEPTACLE POWER CONTACT MOLEX INCORPORATED DOCUMENT NO: SD-44262-100 SHEET NO: 2 OF 2																					
THIS DRAWING CONTAINS INFORMATION THAT IS PROPRIETARY TO MOLEX INCORPORATED AND SHOULD NOT BE USED WITHOUT WRITTEN PERMISSION																										

19 18 17 16 15 14 13 12 11 10 9 8 7 6 5 4 3 2 1