

SS24ADAS Synchronized Strobes with Sync•Circuit™



A Division of Pittway
3825 Ohio Avenue, St. Charles, IL 60174
1-800-SENSOR2 (736-7672), Fax 630-377-6495
<http://www.systemsensor.com>



Models Available

- SS2415ADAS Strobe with Sync•Circuit
- SS241575ADAS Strobe with Sync•Circuit
- MASS2415ADAS Sounder/Strobe with Sync•Circuit
- MASS241575ADAS Sounder/Strobe with Sync•Circuit

Features

- Works on two wire circuit
- No synchronization module required
- Synchronized and unsynchronized strobes can be combined on the same zone in any combination
- Patent pending Sync•Circuit™
- 24 VDC versions only
- 15 and 15/75 cd versions available
- Available with Multi-Alert™ Sounder
- Constant current draw over voltage range
- Stand alone strobe mounts to single gang box with MP-SF plate
- ADA compliant, UL 1971 listed
- Installer easy plug-in terminal strip on stand-alone strobe

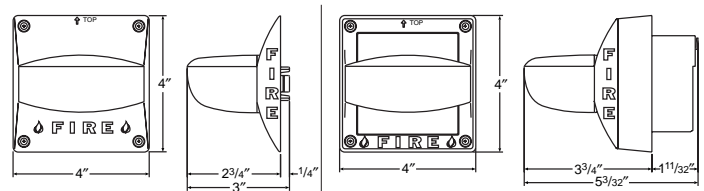
The SS24ADAS Series Synchronized Strobes are crystal controlled to flash at precisely one flash per second. When power is applied to an indicating circuit controlled by one controller, all SS24ADAS or MASS24ADAS series devices in that zone will flash simultaneously. No synchronizing modules or coded supplies are necessary. The strobes can be used in any combination with other System Sensor ADA strobes, ADA horn/strobes, and ADA speaker/strobes.

The unique lens/reflector design maintains the UL 1971 light dispersion pattern while flashing at the ADA minimum 1 flash per second. Available in red at 24 VDC, the SS24ADAS strobes can be surface mounted directly to a standard 4" backbox or can be mounted to our semi-flush plate for recessed electrical boxes. They are also available in combination with System Sensor Multi-Alert™ horns for both visible and audible signaling.

Specifications

| | |
|--------------------|--|
| Input terminals: | 18 – 12 AWG |
| Shipping Weight: | |
| SS-ADA Strobes: | 5 oz. (141g) |
| MASS-ADA | |
| Horn/Strobes: | 10.4 oz. (293g) |
| Operating | |
| Temperature Range: | 32° F to 120° F (0° C to 49° C) |
| Mounting: | |
| Surface: | 4" × 4" × 1 1/2" standard backbox (2 1/8" recommended) |
| Semiflush: | 4" × 4" × 1 1/2" standard backbox (2 1/8" recommended) with MP-SF semiflush mounting plate (order separately) |

Dimensions:



SS Series ADA

MASS Series ADA



General Description

All Series SS24ADAS strobes are suitable for primary signaling in public mode life safety applications. The strobes can be connected to the alarm indicating circuit of a UL listed fire alarm control panel. They are compatible with DC line supervision. Panels may have full-wave rectified, unfiltered power supplies. The strobes are available for 24VDC operation and can be used with the System Sensor Multi-Alert™ horn. Stand-alone strobe versions incorporate these “installer easy” features: plug-

in terminal strip, wiring guide, and strip gauge (on back). Semiflush mounting is available with the addition of an MP-SF accessory plate. When installed in a zone, the SS24ADAS and MASS24ADAS Series devices flash simultaneously. **Note: SS24ADAS and MASS24ADAS Series devices operating in the same zone will not be synchronized if energized at different times (i.e., if more than one controller is controlling the same zone).**

Sound Output Selection Guide

Multi-Alert Sounder – MA12/24D

| Available Sounds | Clips on Tabs (ABC) ¹ | Current (mA) | | Average* | Sound Output (dBA) | |
|---|----------------------------------|--|-------|----------|--------------------|------------------|
| | | DC Regulated/FWR Unfiltered ² | | | Peak* | UL (dBA) Ratings |
| | | 24V | 30V | | | |
| Slow Whoop | ABC | 38/56 | 46/72 | 92 | 100 | 85 |
| 800 Hz continuous (factory setting) | BC | 28/45 | 35/55 | 93 | 99 | 85 |
| 800–1000 Hz Alternating | AC | 34/46 | 43/58 | 92 | 98 | 85 |
| 2400 Interrupted | AB | 35/56 | 43/64 | 90 | 98 | 85 |
| 2400 Continuous | C | 38/59 | 46/73 | 94 | 104 | 85 |
| 1200 Interrupted | B | 23/33 | 27/41 | 91 | 101 | 82 |
| Swept Frequency | A | 34/47 | 43/60 | 92 | 101 | 85 |
| Fast Warble | None | 30/47 | 38/59 | 92 | 100 | 85 |

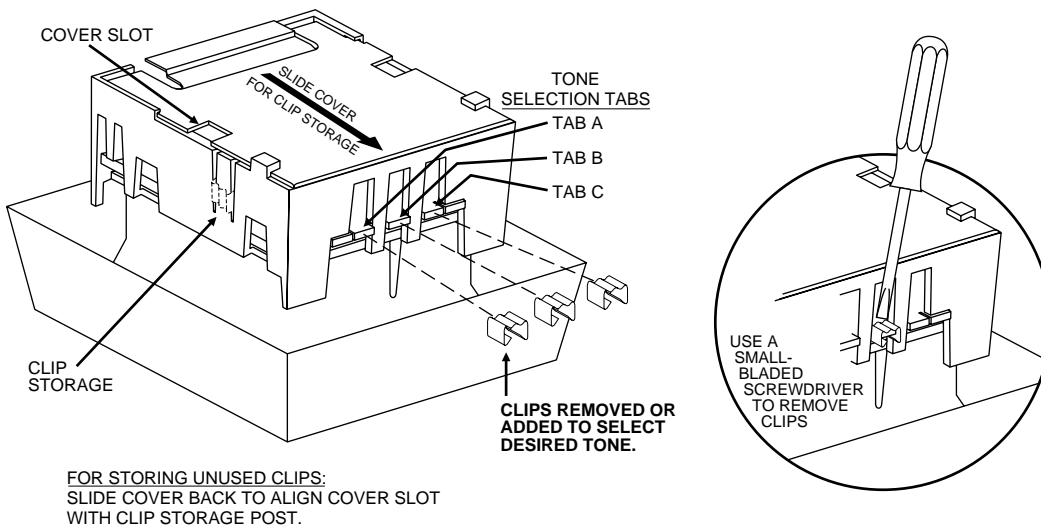
Multi-Alert Sounder – MA12/24EH

| Available Sounds | Clips on Tabs (ABC) ¹ | Current (mA) | | Average* | Sound Output (dBA) | |
|--|----------------------------------|--|-------|----------|--------------------|------------------|
| | | DC Regulated/FWR Unfiltered ² | | | Peak* | UL (dBA) Ratings |
| | | 24V | 30V | | | |
| Fast Whoop | ABC | 38/56 | 46/72 | 92 | 100 | 85 |
| 800 Hz Continuous | BC | 28/45 | 35/55 | 93 | 99 | 85 |
| 800/1000 Hz Fast Dual | AC | 34/46 | 43/58 | 92 | 98 | 85 |
| Chirp | AB | 35/56 | 43/64 | 90 | 98 | 85 |
| 2400 Hz Continuous | C | 38/59 | 46/73 | 94 | 104 | 85 |
| Bell | B | 23/33 | 27/41 | 91 | 101 | 82 |
| Laser | A | 34/47 | 43/60 | 92 | 101 | 85 |
| Electro-Mechanical (factory setting) | None | 30/47 | 38/59 | 92 | 100 | 85 |

* dBA measured in anechoic room at 10 feet. The acoustical output shall meet the current requirements of UL Standard 464.

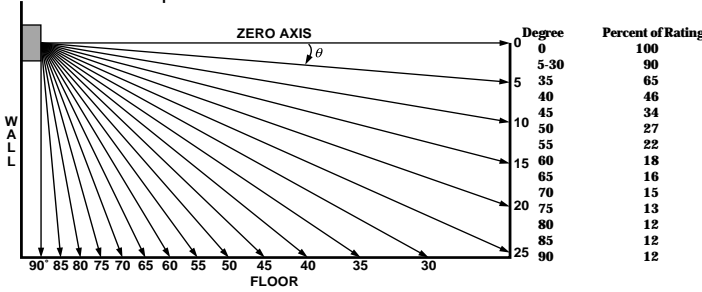
1. See Tone Selection diagram below for tab clip removal and storage.
2. All models can be powered using uncoded full wave rectified, unfiltered supplies. Under no circumstances can SSADAS or MASSADAS input voltage exceed 33 VDC or be less than 20 VDC.

MA Sounder Tone Selection

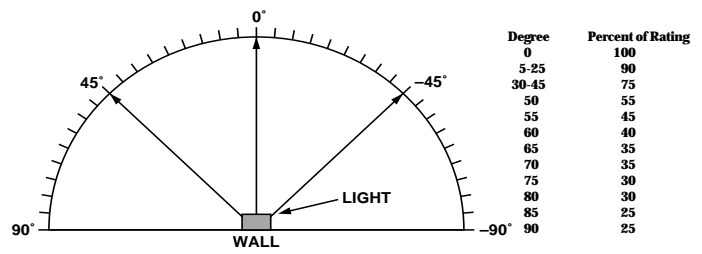


Standard Light Distribution

Vertical Dispersion

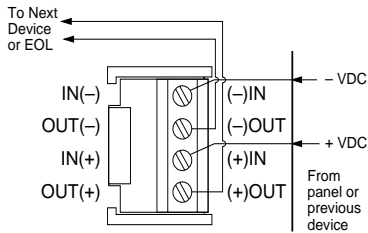


Horizontal Dispersion

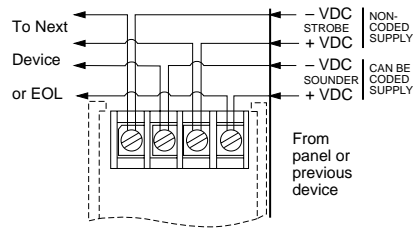


A polar light distribution in both horizontal and vertical directions is mandated for the strobes by the *Standard UL 1971 for the Hearing Impaired*, with specific minimum intensity percentages as shown in the graphs above.

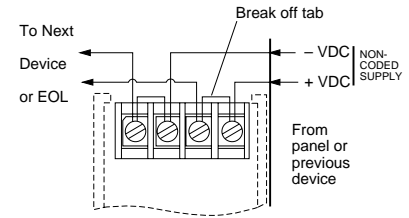
Wiring



Strobe Only



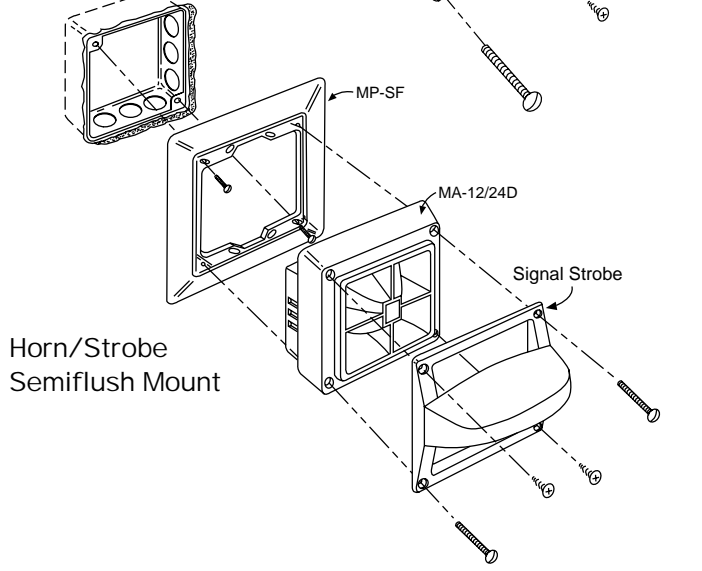
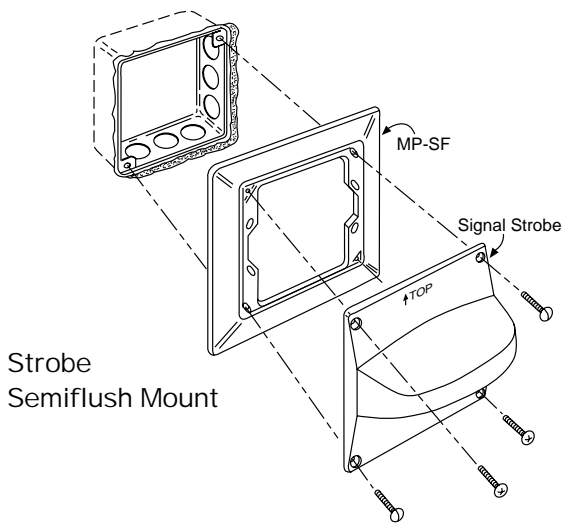
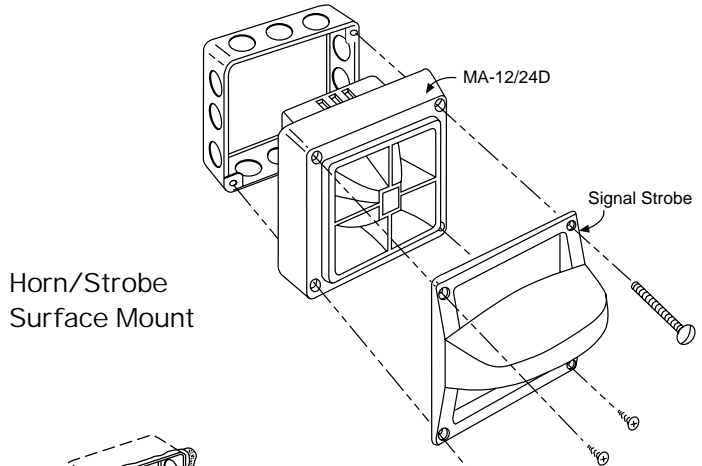
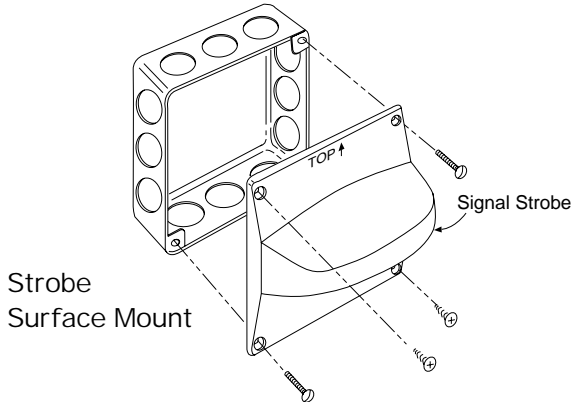
Horn/Strobe Independent



Horn/Strobe Combination

Note: Jumpers (included in screw-pack) must be installed as shown for tandem operation.

Mounting



Electrical Ratings – Strobe Only

| Model | Supply Voltage Range | Average Operating Current from Regulated Supply (mA) | Peak Operating Current (mA) | Operating Current from Full Wave Rectified, Unfiltered Supply (mArms)* |
|--------------|----------------------|--|-----------------------------|--|
| SS2415ADAS | 20–30VDC | 106 | 200 | 125 |
| SS241575ADAS | 20–30VDC | 195 | 350 | 180 |

* For additional information, see installation manual D900-06-00; for EH models, see installation manual D900-12-00.

Engineering Specifications

Strobe shall be a System Sensor Model _____ listed to *Standard UL 1971 for the Hearing Impaired* and shall be approved for Fire Protective Service. Strobe shall be wired as a Primary Signaling Notification appliance. Strobe shall also comply with the Americans with Disabilities Act requirements for visible signaling appliances. Strobe shall operate at 24VDC from a regulated DC supply or full-wave rectified, unfiltered supply. The signaling strobe shall be powered from a non-coded power supply when powered with the horn or powered independently. Visual signaling devices are to be installed in all non-sleeping/corridor and sleeping areas (110 cd only) per plans and specifications. The strobe light shall consist of a xenon flash tube and

associated lens/reflector system. Each strobe shall be designed for one flash per second over all operating conditions. All strobes shall be capable of mounting to a standard 4" x 4" x 1 1/2" backbox, in either a surface mount or semiflush mount with separate mounting plate. Strobe shall flash synchronously with other SS24ADAS and MASS24ADAS Series devices in the same zone for a minimum of 15 minutes. **Note: SS24ADAS, MASS24ADAS and MAEH24ADAS Series devices operating in the same zone will not be synchronized if energized at different times (i.e., if more than one controller is controlling the same zone).**

Ordering Information

Models – ADA Compliant, UL 1971 Listed

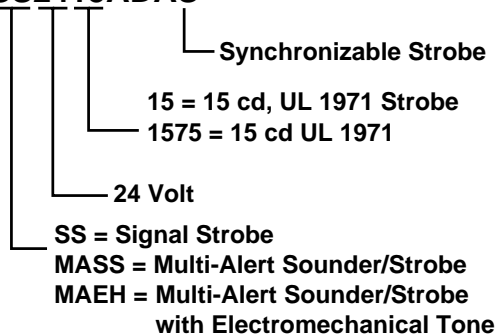
| Product | Electromech. Tone | Operating Voltage | Strobe Current (Average mA) | Candela |
|--|---|-------------------|-----------------------------|---------|
| <u>Signaling Strobes</u> SS2415ADAS | Signaling Strobe with Sync•Circuit | 24 VDC | 106 | 15 |
| SS241575ADAS** | Signaling Strobe with Sync•Circuit | 24 VDC | 195 | 15/75 |
| <u>Multi-Alert Sounder with Signaling Strobe</u> MASS2415ADAS | Sounder with Signaling Strobe with Sync•Circuit | 24 VDC | * | 15 |
| MASS241575ADAS** | Sounder with Signaling Strobe with Sync•Circuit | 24 VDC | * | 15/75 |

*Total current = strobe current + sounder current

**UL 1971 listed to 15 cd. Recommended for areas 20' x 20' or smaller.

How to Order

SS2415ADAS



System Sensor Worldwide Distribution

In Canada:

System Sensor Canada
6581 Kitimat Road, Unit #7
Mississauga, Ontario
Canada L5N 3T5
Telephone: 905-812-0767
Fax: 905-812-0771

In the United Kingdom:

System Sensor Europe, Ltd.
Horsham Gates III, North St.
Horsham, West Sussex
RH13 5PJ, United Kingdom
Telephone: 44-1403-276500
Fax: 44-1403-276501

In India:

System Sensor India
A-204 Maheshwari Nagar
Orkay Mills Lane
Andheri East, Mumbai 400093
Telefax: 91-022-8202564

In the Far East:

System Sensor
Pittway Far East, Ltd.
Suite 706, New T&T Centre
7 Canton Road
Tsimshatsui, Kowloon, Hong Kong
Telephone: 852-2730-9090
Fax: 852-2736-6580