

**PLEASE CHECK WWW.MOLEX.COM FOR LATEST PART INFORMATION**

**Part Number:** [0759001241](#)  
**Status:** **Active**  
**Overview:** mx150 unshrouded breakaway header  
**Description:** 3.50mm (.138") Pitch, MX150™ Dual Row Header, Breakaway, Right Angle, 8 Circuits, 1.25µm (50µ") Nickel (Ni) Overall, 2.50µm (100µ") Minimum Select Matte Tin (Sn) Plating on Tail, 0.05µm Minimum Select Gold (Au) Contact Area, 3.05mm (.120") PC Tail Length

**Documents:**

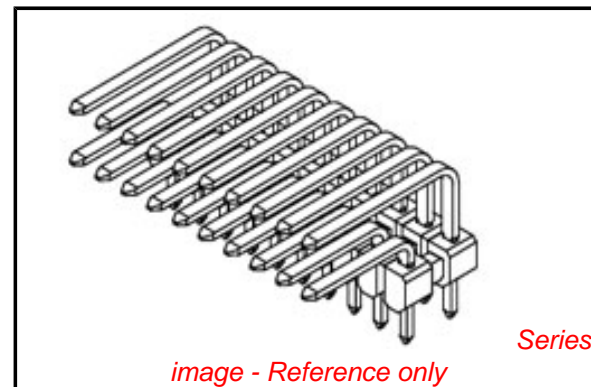
<a href="#">Application Specification (PDF)</a>	<a href="#">Drawing (PDF)</a>
<a href="#">3D Model</a>	<a href="#">Product Specification PS-75757-000 (PDF)</a>
<a href="#">Packaging Specification (PDF)</a>	<a href="#">RoHS Certificate of Compliance (PDF)</a>

**General**

Product Family	PCB Headers
Series	<a href="#">75900</a>
Application	Wire-to-Board
Overview	<a href="#">mx150 unshrouded breakaway header</a>
Product Name	MX150™

**Physical**

Breakaway	Yes
Circuits (Loaded)	8
Circuits (maximum)	8
Circuits Detail	8
Color - Resin	Black
Durability (mating cycles max)	25
First Mate / Last Break	No
Glow-Wire Compliant	No
Guide to Mating Part	No
Keying to Mating Part	None
Lock to Mating Part	None
Material - Metal	Brass
Material - Plating Mating	Gold
Material - Plating Termination	Tin
Material - Resin	High Temperature Thermoplastic
Number of Rows	2
Orientation	Right Angle
PC Tail Length (in)	0.120 In
PC Tail Length (mm)	3.05 mm
PCB Locator	No
PCB Retention	None
PCB Thickness Recommended (in)	0.062 In
PCB Thickness Recommended (mm)	1.57 mm
Packaging Type	Tube
Pitch - Mating Interface (in)	0.138 In
Pitch - Mating Interface (mm)	3.50 mm
Pitch - Term. Interface (in)	0.138 In
Pitch - Term. Interface (mm)	3.50 mm
Plating min: Mating (µin)	100
Plating min: Mating (µm)	2.50
Plating min: Termination (µin)	50
Plating min: Termination (µm)	1.25
Polarized to Mating Part	No
Polarized to PCB	No
Shrouded	No



*image - Reference only*

**EU RoHS**

**ELV and RoHS  
Compliant**  
**REACH SVHC  
Not Reviewed**  
**Halogen-Free  
Status  
Not Reviewed**

**China RoHS**



**Need more information on product  
environmental compliance?**

Email [productcompliance@molex.com](mailto:productcompliance@molex.com)  
 For a multiple part number RoHS Certificate of Compliance, [click here](#)

Please visit the [Contact Us](#) section for any non-product compliance questions.

**Search Parts in this Series**

[75900Series](#)

**Use With**

[MX150™ Receptacles Dual Row Housings  
33472](#)

Stackable	No
Surface Mount Compatible (SMC)	Yes
Temperature Range - Operating	-40°C to +125°C
Termination Interface: Style	Through Hole

**Electrical**

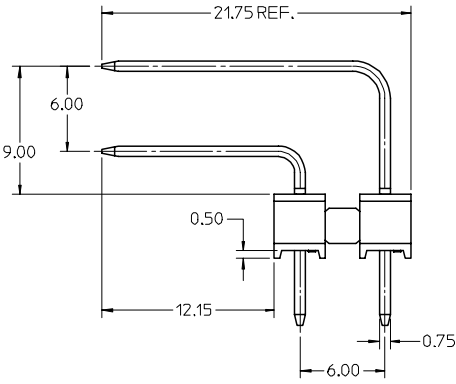
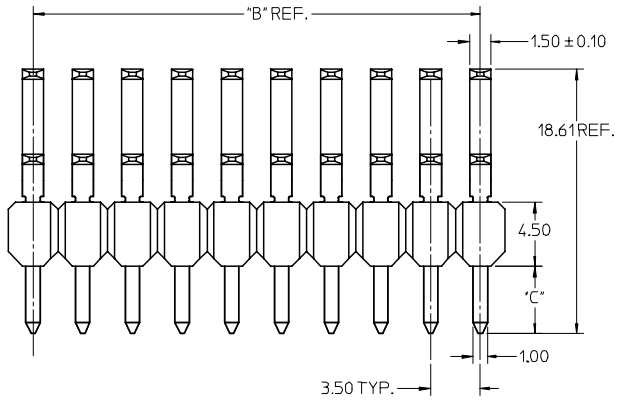
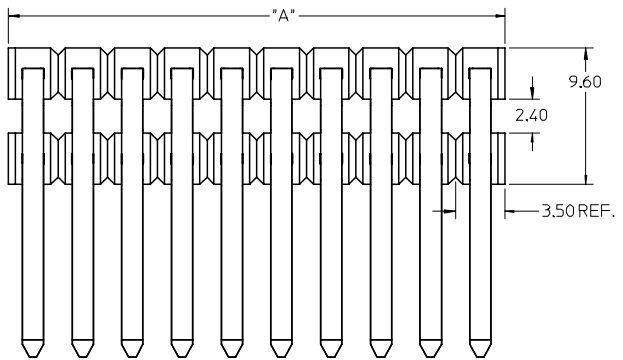
Current - Maximum per Contact	16A
Voltage - Maximum	500V DC

**Material Info****Reference - Drawing Numbers**

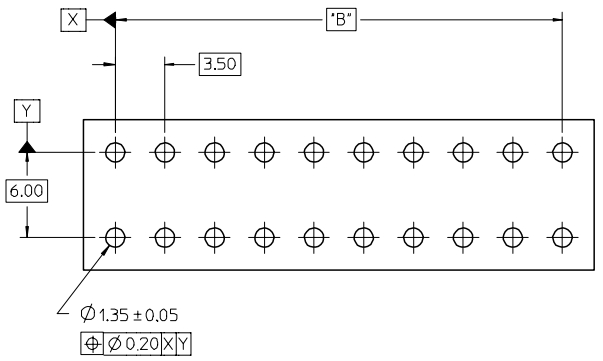
Application Specification	AS-75900-204
Product Specification	PS-75757-000
Sales Drawing	SD-75900-001

This document was generated on 05/31/2010

**PLEASE CHECK [WWW.MOLEX.COM](http://WWW.MOLEX.COM) FOR LATEST PART INFORMATION**



- NOTES:
1. TERMINAL MAT'L: ALLOY C26000, CARTRIDGE BRASS
  2. WAFER MAT'L: 30% GLASS FILLED LCP, 94V-0, COLOR BLACK.
  3. TERMINAL PLATING:
    - OPTION 4 - 1.5µm MIN MATTE TIN OVERALL OVER 1.25µm NICKEL OVERALL
    - OPTION 1 - 2.5µm MIN MATTE TIN OVERALL OVER 1.25µm NICKEL OVERALL
    - OPTION 2 - 1.25µm NICKEL OVERALL 2.5µm MIN SELECT MATTE TIN PC TAIL AREA 0.05-0.25µm SELECT GOLD CONTACT AREA
    - OPTION 3 - 1.25µm NICKEL OVERALL 2.5µm MIN SELECT MATTE TIN PC TAIL AREA 0.75µm SELECT GOLD CONTACT AREA
  4. HEADER ASSEMBLIES ARE TUBE PACKAGED PER PK-75900-9900.
  5. COMPLIES WITH USCAR 1.5mm TERMINAL BLADE SPECIFICATION.



RECOMMENDED PCB LAYOUT

CKT SIZE	PLATING OPTION	MATERIAL NUMBER	*A* DIM	*B* DIM	*C* DIM	MATERIAL NUMBER	*A* DIM	*B* DIM	*C* DIM
2 x 2	1	75900-1121	7.0	3.50 REF		75900-1122	7.0	3.50 REF	
	2	75900-1221				75900-1222			
	3	75900-1321				75900-1322			
	4	75900-1421				75900-1422			
2 x 3	1	75900-1131	10.5	7.00		75900-1132	10.5	7.00	
	2	75900-1231				75900-1232			
	3	75900-1331				75900-1332			
	4	75900-1431				75900-1432			
2 x 4	1	75900-1141	14.0	10.50	3.05	75900-1142	14.0	10.50	4.75
	2	75900-1241				75900-1242			
	3	75900-1341				75900-1342			
	4	75900-1441				75900-1442			
2 x 6	1	75900-1161	21.0	17.50		75900-1162	21.0	17.50	
	2	75900-1261				75900-1262			
	3	75900-1361				75900-1362			
	4	75900-1461				75900-1462			
2 x 8	1	75900-1181	28.0	24.50		75900-1182	28.0	24.50	
	2	75900-1281				75900-1282			
	3	75900-1381				75900-1382			
	4	75900-1481				75900-1482			
2 x 10	1	75900-1101	35.0	31.50		75900-1102	35.0	31.50	
	2	75900-1201				75900-1202			
	3	75900-1301				75900-1302			
	4	75900-1401				75900-1402			

PRELIM RELEASE FCC NO: UCP2006-2758 DRAWN: J. SWENSON 2007/01/17 CHKD: 2007/01/17 APPR: MBANAKIS 2007/01/18	QUALITY SYMBOLS ▽=0 ▽=0	GENERAL TOLERANCES (UNLESS SPECIFIED) mm INCH 4 PLACES ± --- ± --- 3 PLACES ± --- ± --- 2 PLACES ± 0.13 ± --- 1 PLACE ± 0.25 ± --- ANGULAR ±1/2°	DIMENSION STYLE MM ONLY DRAWN BY DATE TMCCLELL 1/25/06 CHECKED BY DATE TMCCLELL 1/25/06 APPROVED BY DATE BANAKIS 1/25/06	SCALE 4:1 DESIGN UNITS METRIC THIRD ANGLE PROJECTION	TITLE MX150 RIGHT ANGLE DUAL ROW BREAK-AWAY HEADER ASSEMBLY
		DRAFT WHERE APPLICABLE MUST REMAIN WITHIN DIMENSIONS	MATERIAL NO. SEE CHART SIZE C	DOCUMENT NO. SD-75900-001	SHEET NO. 1 OF 1