

PLEASE CHECK WWW.MOLEX.COM FOR LATEST PART INFORMATION

Part Number: **0190130029**
Status: **Active**
Description: InsulKrimp™ Fully Insulated Piggyback Quick Disconnect, Tab 6.35mm (.250") by 0.81mm (.032"), 14-16 AWG, Blue Insulator, Tape

Documents:

[Drawing \(PDF\)](#) [RoHS Certificate of Compliance \(PDF\)](#)
[Product Specification PS-19902-008 \(PDF\)](#)

Agency Certification

CSA LR18689
 UL E79133

General

Product Family Quick Disconnects
 Series 19013
 Crimp Quality Equipment Yes
 Product Name InsulKrimp™
 Type Quick Disconnect

Physical

Barrel Type Closed - Brazed
 Color - Resin Natural
 Flammability 94V-2
 Gender Female
 Glow-Wire Compliant No
 Insulation Nylon (PA)
 Lock to Mating Part No
 Material - Resin Nylon
 Orientation Straight
 Packaging Type Adhesive Tape on Reel
 Polarized to Mating Part Yes
 Tab Thickness 0.81mm (.032")
 Tab Width 6.35mm (.250")
 Temperature Range - Operating 105°C
 Wire Insulation Diameter 4.04mm (.159") max.
 Wire Size AWG 14, 16
 Wire Size mm² 1.30 - 2.00

Electrical

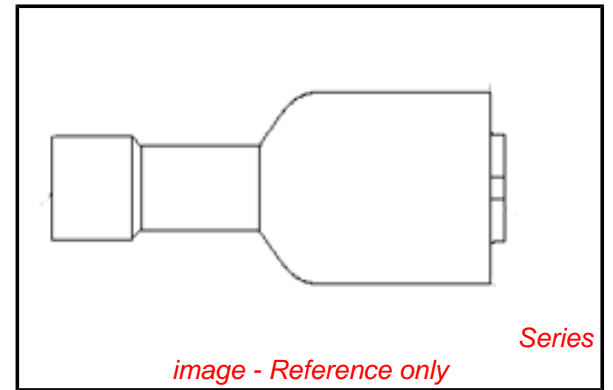
Voltage - Maximum 600V AC

Material Info

Old Part Number BB-2318

Reference - Drawing Numbers

Product Specification PS-19902-008
 Sales Drawing SD-19013-001



EU RoHS

ELV and RoHS Compliant
REACH SVHC
 Not Reviewed
Halogen-Free Status
Not Reviewed

China RoHS



Need more information on product environmental compliance?

Email productcompliance@molex.com
 For a multiple part number RoHS Certificate of Compliance, [click here](#)

Please visit the [Contact Us](#) section for any non-product compliance questions.

Search Parts in this Series

19013Series

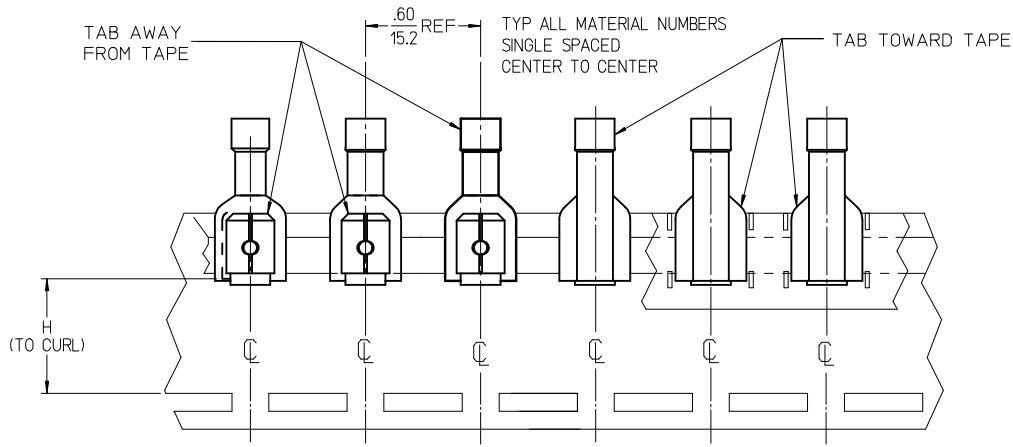
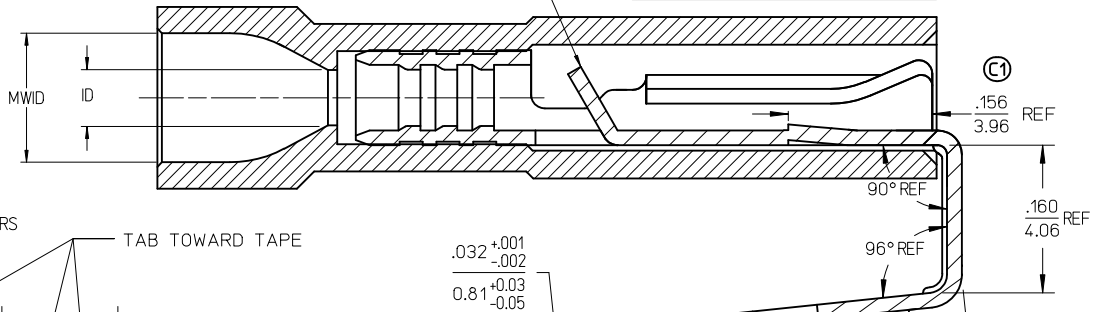
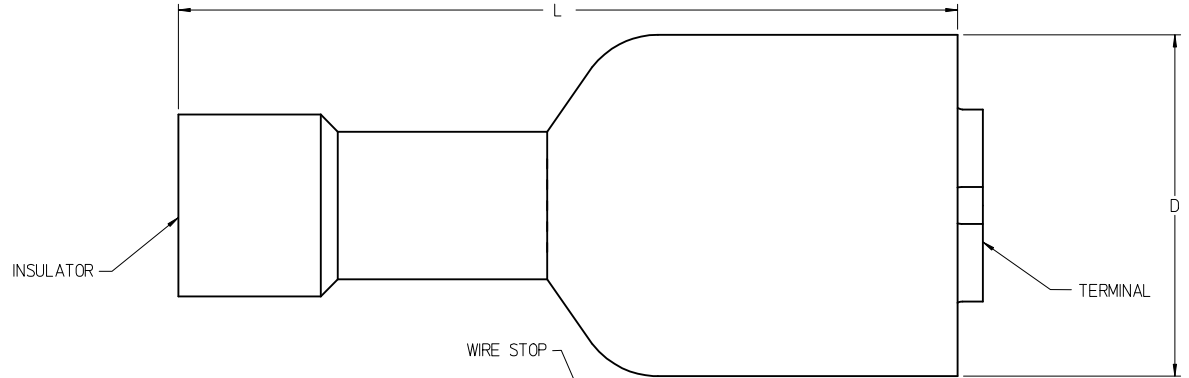
Application Tooling | FAQ

Tooling specifications and manuals are found by selecting the products below. Crimp Height Specifications are then contained in the Application Tooling Specification document.

Global

Description	Product #
Hand Crimp Tool	0640016300
Crimp Head for the AT-200™ Pneumatic Hand Tool	0640056300

MATERIAL NO.	ENGINEERING NO.	MATERIAL NO.	ENGINEERING NO.	WIRE SIZE	INSULATOR COLOR	ID MIN REF	MWID	D MAX	L MAX	H NOMINAL	BARE TAB POSITION
190130025	AA-2317	190130026	AA-2317T	22-18 AWG	RED	.056/1.42	.138/3.50	.380/9.65	.860/21.84	.54/13.7	AWAY FROM TAPE
190130029	BB-2318	190130030	BB-2318T	16-14 AWG	BLUE	.081/2.06	.159/4.04	.380/9.65	.860/21.84	.54/13.7	AWAY FROM TAPE
190130033	C-2319	190130034	C-2319T	12-10 AWG	YELLOW	.147/3.73	.277/7.03	.380/9.65	1.030/26.162	.57/14.4	TOWARD TAPE



PARTS ON TAPE (SCALE 2:1)

NOTES:

1. TERMINAL MATERIAL: BRASS
2. TERMINAL FINISH: TIN PLATED
3. INSULATOR MATERIAL: NYLON
4. MWID = MAXIMUM WIRE INSULATION DIAMETER.
5. ASSEMBLY IS ROHS COMPLIANT.

ADD TAPE DIAGRAM EC NO: MNA2008-0032 DRW: WETHRODAHL 2008/02/14 CHKD: JMACNEIL 2008/03/11 APPR: JMACNEIL 2008/03/11	QUALITY SYMBOLS ▽=0 ▽=0	GENERAL TOLERANCES (UNLESS SPECIFIED) <table border="1"> <thead> <tr> <th></th> <th>mm</th> <th>INCH</th> </tr> </thead> <tbody> <tr> <td>4 PLACES</td> <td>± ---</td> <td>± ---</td> </tr> <tr> <td>3 PLACES</td> <td>± ---</td> <td>± ---</td> </tr> <tr> <td>2 PLACES</td> <td>± ---</td> <td>± ---</td> </tr> <tr> <td>1 PLACE</td> <td>± ---</td> <td>± ---</td> </tr> </tbody> </table>		mm	INCH	4 PLACES	± ---	± ---	3 PLACES	± ---	± ---	2 PLACES	± ---	± ---	1 PLACE	± ---	± ---	DIMENSION STYLE IN/MM	SCALE 10:1	DESIGN UNITS INCH	THIRD ANGLE PROJECTION
		mm	INCH																		
	4 PLACES	± ---	± ---																		
	3 PLACES	± ---	± ---																		
2 PLACES	± ---	± ---																			
1 PLACE	± ---	± ---																			
DRAWN BY BRE 2003/03/19	CHECKED BY HEB 2003/03/19	APPROVED BY RWD 2003/03/19	PIGGYBACK FIQD, .250 X .032 TAB, INSULKRIMP																		
DRAFT WHERE APPLICABLE MUST REMAIN WITHIN DIMENSIONS			MATERIAL NO. SEE CHART	DOCUMENT NO. SD-19013-001	SHEET NO. 1 OF 1	MOLEX INCORPORATED															
THIS DRAWING CONTAINS INFORMATION THAT IS PROPRIETARY TO MOLEX INCORPORATED AND SHOULD NOT BE USED WITHOUT WRITTEN PERMISSION																					