

● PROFESSIONAL LED INDICATORS Ø12.7mm Mounting

FEATURES



651 SERIES

PACK QUANTITY = 10 PIECES

- Black anodised aluminium housing
- Excellent wide viewing angle characteristics
- Sealed to IP67
- Suitable for high vibration applications
- Internal reverse protection diode fitted as standard in all voltage models

SPECIFICATION

Ordering Information & Typical Technical Characteristics (Ta = 25°C)

Mean Time Between Failure = 100,000 Hours. Luminous intensity figures refer to the unmodified discrete LED.

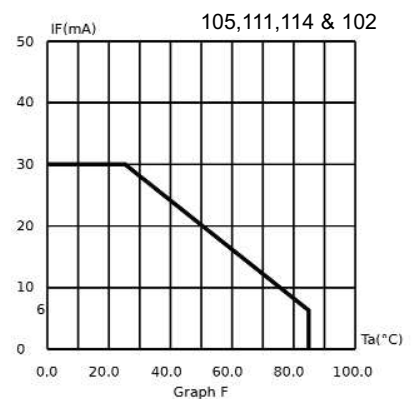
PART NUMBER	COLOUR	LENS	VOLTAGE DC (Vdc) Vopr	CURRENT DC (mA) Iopr	LUMINOUS INTENSITY Iv@20mA (mcd)	WAVE LENGTH λp (nm)	OPERATING TEMP Topr	STORAGE TEMP Tstg		
STANDARD INTENSITY										
651-105-21	Red		Colour Diffused	12	20	100	627	-40 ~ +85^	-40 ~ +85	Yes
651-111-21	Yellow		Colour Diffused	12	20	50	590	-40 ~ +85^	-40 ~ +85	Yes
651-114-21	Green		Colour Diffused	12	20	60	565	-40 ~ +85^	-40 ~ +85	Yes
651-105-23	Red		Colour Diffused	24-28	20	100	627	-40 ~ +85^	-40 ~ +85	Yes
651-111-23	Yellow		Colour Diffused	24-28	20	50	590	-40 ~ +85^	-40 ~ +85	Yes
651-114-23	Green		Colour Diffused	24-28	20	60	565	-40 ~ +85^	-40 ~ +85	Yes
HIGH INTENSITY										
651-102-21	Red		Colour Diffused	12	19	450	660	-40 ~ +85^	-40 ~ +85	Yes
651-102-23	Red		Colour Diffused	24-28	19	450	660	-40 ~ +85^	-40 ~ +85	Yes
UNITS			Vdc	mA	mcd	nm	°C	°C		



Other voltages AC/DC available. Please contact our Technical Sales.

Fig 1

^ = Products must be derated according to the derating information - Refer to Fig 1



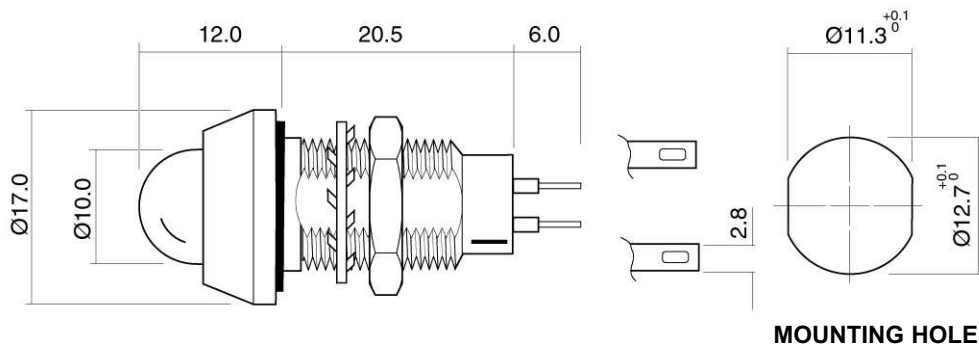
How to Order:

website: www.marl.co.uk • email: sales@marl.co.uk •

• Telephone +44 (0)1229 582430 • Fax: +44 (0)1229 585155

The information contained in this datasheet does not constitute part of any order or contract and should not be regarded as a representation relating to either products or service. Marl International reserve the right to alter without notice the specification or any conditions of supply for products or service.

651 Series



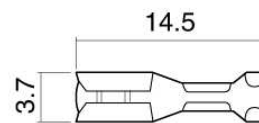
Dimensions in mm (Typical)
Not to scale

Anode termination indicated by red sleeve
Mounting hole to be cleaned and burr free

MATERIALS

Body	Black Anodised Aluminium
Nut	Black Anodised Aluminium
Panel Seal	Viton
Termination Tags	Silver Flash Coated Brass
Fresnel lens	Epoxy
Encapsulation	PC5430 resin
Lock Washer	Spring Steel

PUSH-ON CONNECTORS



925-000-00 is brass tin plated.
For use with 651 series lamps.

Dimensions in mm (Typical)
Not to scale

TECHNICAL CHARACTERISTICS

SERIES	MAXIMUM POWER DISSIPATION	MAXIMUM REVERSE VOLTAGE	PANEL CUTOUT	NUT MOUNTING TORQUE	MINIMUM MOUNTING CENTRES	MIN/MAX. PANEL THICKNESS
651	1000	3* / 1000•	12.7	1.0	x,y = 19.5	1.5-8.0
UNITS	mw	Vdc	mm	Nm	mm	mm
* = Current Version • = Voltage Version						

OPTIONAL FLYING LEAD TERMINATIONS

ORDER CODE SUFFIX	SUPPLY VOLTAGE	WIRE COLOUR	WIRE LENGTH	NO/DIAMETER OF CONDUCTORS	DIAMETER OVER INSULATION	COMMENTS
15	DC Products	Red-anode / Black-cathode	150mm	19/0.15mm	1.2mm	Customised lengths available
15	AC Products	Brown-live / Blue-neutral	150mm			
19	DC Products	Red-anode / Black-cathode	1000mm			
19	AC Products	Brown-live / Blue-neutral	1000mm			

website: www.marl.co.uk • email: sales@marl.co.uk •

• Telephone +44 (0)1229 582430 • Fax: +44 (0)1229 585155

The information contained in this datasheet does not constitute part of any order or contract and should not be regarded as a representation relating to either products or service. Marl International reserve the right to alter without notice the specification or any conditions of supply for products or service.



BS EN ISO 9001:2000
Approved Manufacturer