

**PLEASE CHECK WWW.MOLEX.COM FOR LATEST PART INFORMATION**

**Part Number:** [0050842010](#)  
**Status:** **Active**  
**Overview:** [mlx](#)  
**Description:** 2.13mm (.084") Diameter MLX™ Pin and Socket Receptacle, 1 Circuit

**Documents:**

[3D Model](#) [Product Specification PSX-42022-0002 \(PDF\)](#)  
[Drawing \(PDF\)](#) [RoHS Certificate of Compliance \(PDF\)](#)  
[Product Specification PS-42022-0001 \(PDF\)](#)

**Agency Certification**

CSA LR19980  
 UL E29179

**General**

Product Family Crimp Housings  
 Series [42022](#)  
 Comments Glow Wire Equivalent Part Number [366440001](#)  
 Overview [mlx](#)  
 Product Name MLX™

**Physical**

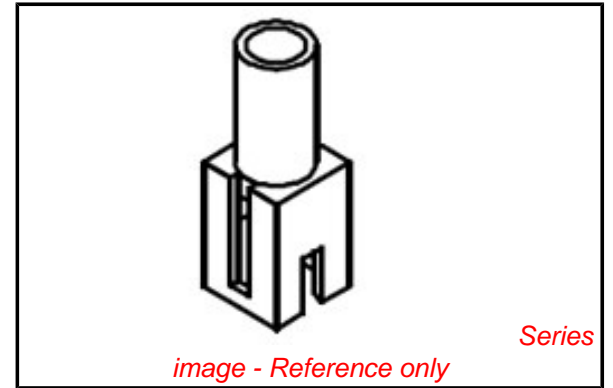
Circuits (maximum) 1  
 Circuits Detail 1  
 Color - Resin Natural  
 Flammability 94V-2  
 Gender Female  
 Glow-Wire Compliant No  
 Keying to Mating Part None  
 Lock to Mating Part Yes  
 Material - Resin Nylon  
 Number of Rows 1  
 Packaging Type Bag  
 Panel Mount Yes  
 Pitch - Mating Interface (in) 0.000 In  
 Pitch - Mating Interface (mm) 0.00 mm  
 Polarized to Mating Part Yes  
 Stackable No  
 Temperature Range - Operating -55°C to +105°C

**Material Info**

Old Part Number 4202201A

**Reference - Drawing Numbers**

Packaging Specification PK-42022-\*\*  
 Product Specification PS-42022-0001, PSX-42022-0002  
 Sales Drawing SD-42022-\*\*



*image - Reference only*

**EU RoHS**

**ELV and RoHS Compliant**  
**REACH SVHC**  
 Not Reviewed  
**Halogen-Free Status**

**China RoHS**



**Need more information on product environmental compliance?**

Email [productcompliance@molex.com](mailto:productcompliance@molex.com)  
 For a multiple part number RoHS Certificate of Compliance, [click here](#)

Please visit the [Contact Us](#) section for any non-product compliance questions.

**Search Parts in this Series**

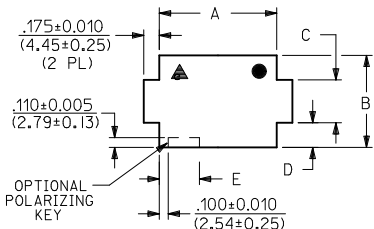
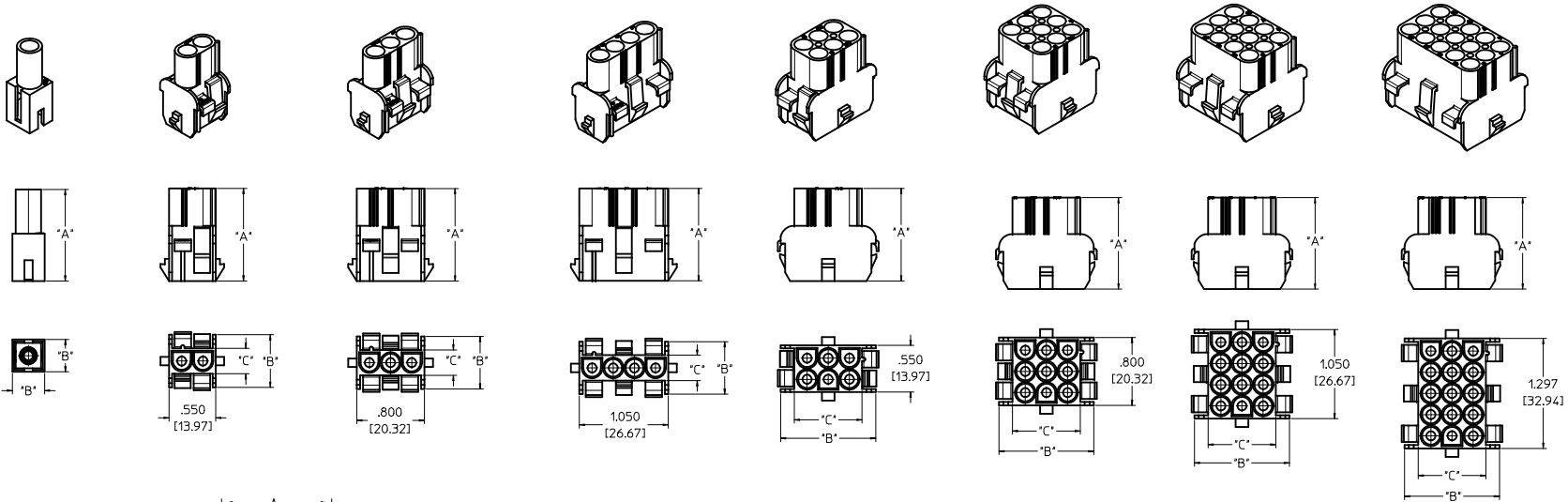
[42022Series](#)

**Mates With**

[42021 MLX™ Power Crimp Housing Plug](#)

**Use With**

MLX Crimp Terminal [42023](#) , [42024](#)



**RECOMMENDED PANEL CUTOUT**

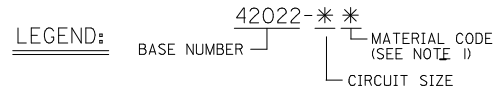
PANEL THICKNESS: .030-.090/(0.76-2.29)  
(SEE NOTE 6)

CIRCUIT SIZE	DIMENSIONS				
	A±.005	B±.005	C±.010	D±.010	E±.010
2	.565 (14.35)	.530 (13.46)	.340 (8.64)	.095 (2.41)	.250 (6.35)
3	.815 (20.70)	.530 (13.46)	.340 (8.64)	.095 (2.41)	.250 (6.35)
4	1.065 (27.05)	.530 (13.46)	.340 (8.64)	.095 (2.41)	.250 (6.35)
6	.565 (14.35)	1.030 (26.16)	.480 (12.19)	.275 (6.99)	.250 (6.35)
8	2.065 (52.45)	.530 (13.46)	.340 (8.64)	.095 (2.41)	.250 (6.35)
9	.815 (20.70)	1.030 (26.16)	.480 (12.19)	.275 (6.99)	.250 (6.35)
12	1.065 (27.05)	1.030 (26.16)	.480 (12.19)	.275 (6.99)	.350 (8.89)
15	1.315 (33.40)	1.030 (26.16)	.480 (12.19)	.275 (6.99)	.350 (8.89)

- ▲ - CIRCUIT #1 LOCATION WHEN USING POLARIZING KEY OPTION WITH 2, 3, 4 AND 8 CIRCUIT HOUSINGS.
- - OPTION WITH 6, 9, 12 AND 15 CIRCUIT HOUSINGS.

**NOTES:**

- 1) MATERIAL CODES:
  - \*A\* = PA6/6, V-2  
COLOUR: NATURAL-TRANSLUCENT
  - \*C\* = PA66/6, V-0  
COLOUR: NATURAL-OPAQUE
  - \*D\* = PA6, 94V-2  
COLOUR-NATURAL  
FOR GLOW WIRE APPLICATION WITH  
CTI OF 325 VOLTS,AS PER IEC-60335-1 4TH EDITION
  - \*E\* = NYLON PA6, 94V-2  
COLOUR- BLACK (ZYTEL 101F)
- 2) UNLESS OTHERWISE INDICATED, DIMENSIONS ARE FOR REFERENCE ONLY.
- 3) CAP HOUSINGS MATE WITH :
  - PLUG HOUSINGS, .084/(2.13) DIA. SERIES: (42021-\*\*-\*)
- 4) HOUSINGS DESIGNED TO BE USED WITH TERMINALS:
  - PINS, .084/(2.13) DIA. SERIES: (42023-\*\*\*\*)
  - SOCKETS, .084/(2.13) DIA. SERIES: (42024-\*\*\*\*)
- 5) CONTACTS ARE ON .250/(6.35) GRID CENTERLINE SPACING.
- 6) PANEL TO BE PUNCHED SO THAT THE HOUSING ENTERS THE PANEL OPPOSITE THE SIDE WITH THE BURR (I.E. OPPOSITE THE BREAK SIDE).
- 7) PRODUCT SPECIFICATION PS-42022-0001 APPLIES.
- 8) LEGEND SCHEME IS NOT APPLICABLE FOR GLOW WIRE COMPATIBLE PART NUMBERS



<b>ENTER DESCRIPTION</b> ECN NO: 2005-0546 2006/11/28 CHG APPR: ASAD 2006/11/28 APPR: APPR: ASAD 2009/12/07	QUALITY SYMBOLS ▽=0 ▽=0	GENERAL TOLERANCES (UNLESS SPECIFIED) mm INCH 4 PLACES ± --- ± --- 3 PLACES ± --- ± --- 2 PLACES ± 0.25 ± --- 1 PLACE ± 0.36 ± --- ANGULAR ± --- °	DIMENSION STYLE <b>MM ONLY</b> DRAWN BY: RK DATE: 8/11/15 CHECKED BY: GWJ DATE: 8/11/15 APPROVED BY: GWJ DATE: 8/11/15	SCALE <b>2:1</b>	DESIGN UNITS <b>METRIC</b>	THIRD ANGLE PROJECTION 	TITLE <b>HOUSING CAP .084/(2.13) DIA. SERIES</b>
	DRAFT WHERE APPLICABLE MUST REMAIN WITHIN DIMENSIONS		MATERIAL NO: <b>9999999999</b> SIZE: A0	DOCUMENT NO: <b>SD-42022-**-*</b>	SHEET NO: 1 OF 2	<b>MOLEX INCORPORATED</b>	
	THIS DRAWING CONTAINS INFORMATION THAT IS PROPRIETARY TO MOLEX INCORPORATED AND SHOULD NOT BE USED WITHOUT WRITTEN PERMISSION						

PART NO.	ENG. NO.	CIRCUIT SIZE	MATERIAL (SEE NOTE 1)	STATUS	DIM. "A"	DIM. "B"	DIM. "C"
050-84-2010	42022-1A	1	A	ACTIVE	1.090 (27.70)	.380 (9.65)	----
050-84-2012	42022-1C	1	C	ACTIVE			
366440001	36644-001	1	D	ACTIVE			
366480021	36648-021	1	E	ACTIVE			
050-84-2020	42022-2A	2	A	ACTIVE	1.090 (27.70)	.620 (15.75)	.300 (7.62)
050-84-2022	42022-2C	2	C	ACTIVE			
366440002	36644-002	2	D	ACTIVE			
366480022	36648-022	2	E	ACTIVE			
050-84-2030	42022-3A	3	A	ACTIVE	1.090 (27.70)	.620 (15.75)	.300 (7.62)
050-84-2032	42022-3C	3	C	ACTIVE			
366440003	36644-003	3	D	ACTIVE			
366480023	36648-023	3	E	ACTIVE			
050-84-2040	42022-4A	4	A	ACTIVE	1.090 (27.70)	.620 (15.75)	.300 (7.62)
050-84-2042	42022-4C	4	C	ACTIVE			
366440004	36644-004	4	D	ACTIVE			
366480024	36648-024	4	E	ACTIVE			
050-84-2060	42022-6A	6	A	ACTIVE	1.090 (27.70)	1.120 (28.45)	.800 (20.32)
050-84-2062	42022-6C	6	C	ACTIVE			
366440005	36644-005	6	D	ACTIVE			
366480025	36648-025	6	E	ACTIVE			
050-84-2090	42022-9A	9	A	ACTIVE	1.090 (27.70)	1.120 (28.45)	.800 (20.32)
050-84-2092	42022-9C	9	C	ACTIVE			
366440006	36644-006	9	D	ACTIVE			
366480026	36648-026	9	E	ACTIVE			
050-84-2120	42022-12A	12	A	ACTIVE	1.090 (27.70)	1.120 (28.45)	.800 (20.32)
050-84-2122	42022-12C	12	C	ACTIVE			
366440007	36644-007	12	D	ACTIVE			
366480027	36648-027	12	E	ACTIVE			
050-84-2150	42022-15A	15	A	ACTIVE	1.090 (27.70)	1.120 (28.45)	.800 (20.32)
050-84-2152	42022-15C	15	C	ACTIVE			
366440008	36644-008	15	D	ACTIVE			
366480028	36648-028	15	E	ACTIVE			

<b>ENTER DESCRIPTION</b> EC NO: 2005-0545 2006/11/08 CHKD: PRASAD 2006/11/23 APPR: PRASAD 2006/12/07	<b>QUALITY SYMBOLS</b> 60 90	<b>GENERAL TOLERANCES (UNLESS SPECIFIED)</b> <table border="1"> <tr> <th></th> <th>mm</th> <th>INCH</th> </tr> <tr> <td>4 PLACES</td> <td>± .15</td> <td>± .005</td> </tr> <tr> <td>3 PLACES</td> <td>± .10</td> <td>± .004</td> </tr> <tr> <td>2 PLACES</td> <td>± 0.25</td> <td>± .010</td> </tr> <tr> <td>1 PLACE</td> <td>± 0.36</td> <td>± .014</td> </tr> <tr> <td>ANGULAR</td> <td>± .005</td> <td>± .0002</td> </tr> </table>		mm	INCH	4 PLACES	± .15	± .005	3 PLACES	± .10	± .004	2 PLACES	± 0.25	± .010	1 PLACE	± 0.36	± .014	ANGULAR	± .005	± .0002	<b>DIMENSION STYLE</b> MM ONLY	SCALE DESIGN UNITS METRIC	<input checked="" type="checkbox"/> THIRD ANGLE PROJECTION
		mm	INCH																				
	4 PLACES	± .15	± .005																				
	3 PLACES	± .10	± .004																				
2 PLACES	± 0.25	± .010																					
1 PLACE	± 0.36	± .014																					
ANGULAR	± .005	± .0002																					
<b>DRAWN BY</b> DATE RK 87/11/15		<b>CHECKED BY</b> DATE GWF 87/11/15		<b>TITLE</b> HOUSING CAP .084/(2.13) DIA. SERIES																			
<b>APPROVED BY</b> DATE GWF 87/11/15		<b>MATERIAL NO.</b> SEE CHART		<b>DOCUMENT NO.</b> SD-42022-***																			
<b>DRAFT WHERE APPLICABLE MUST REMAIN WITHIN DIMENSIONS</b>		<b>SIZE</b> A0		<b>SHEET NO.</b> 2 OF 2																			