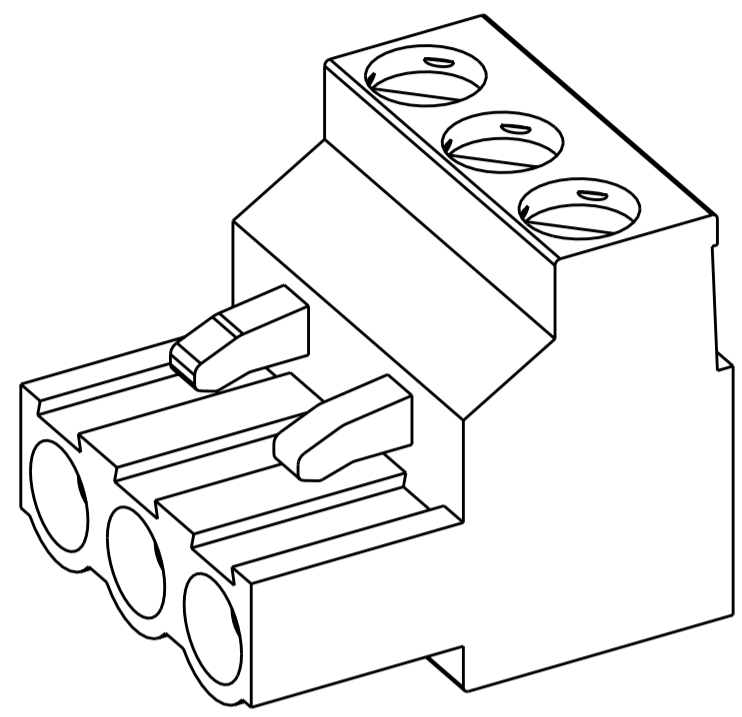
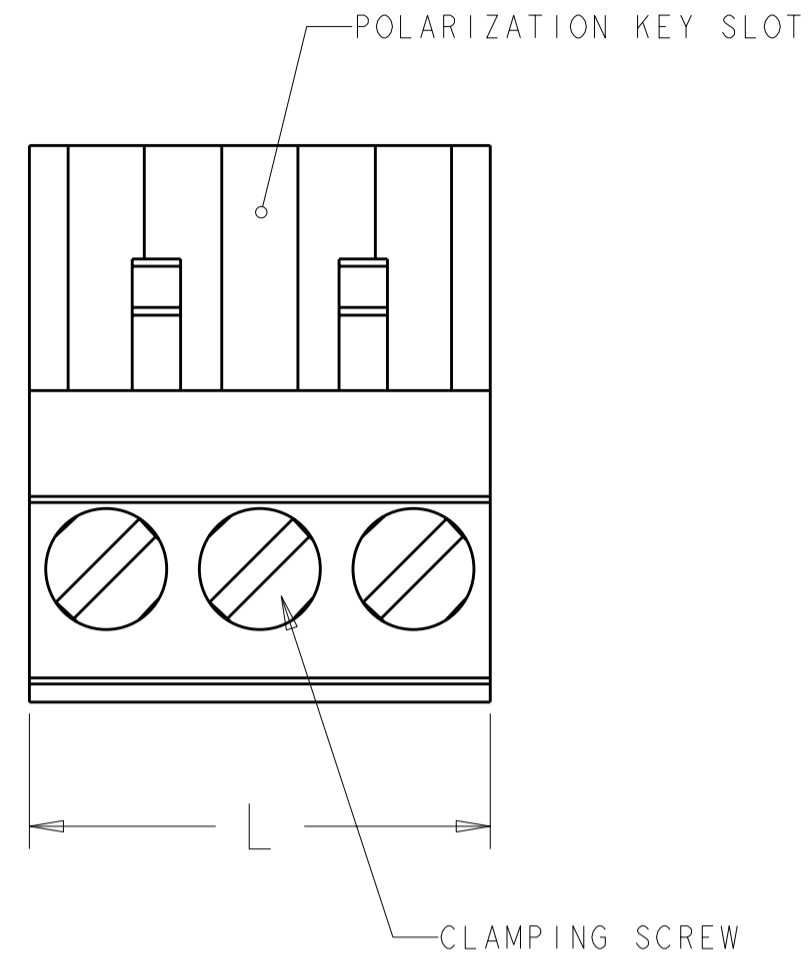
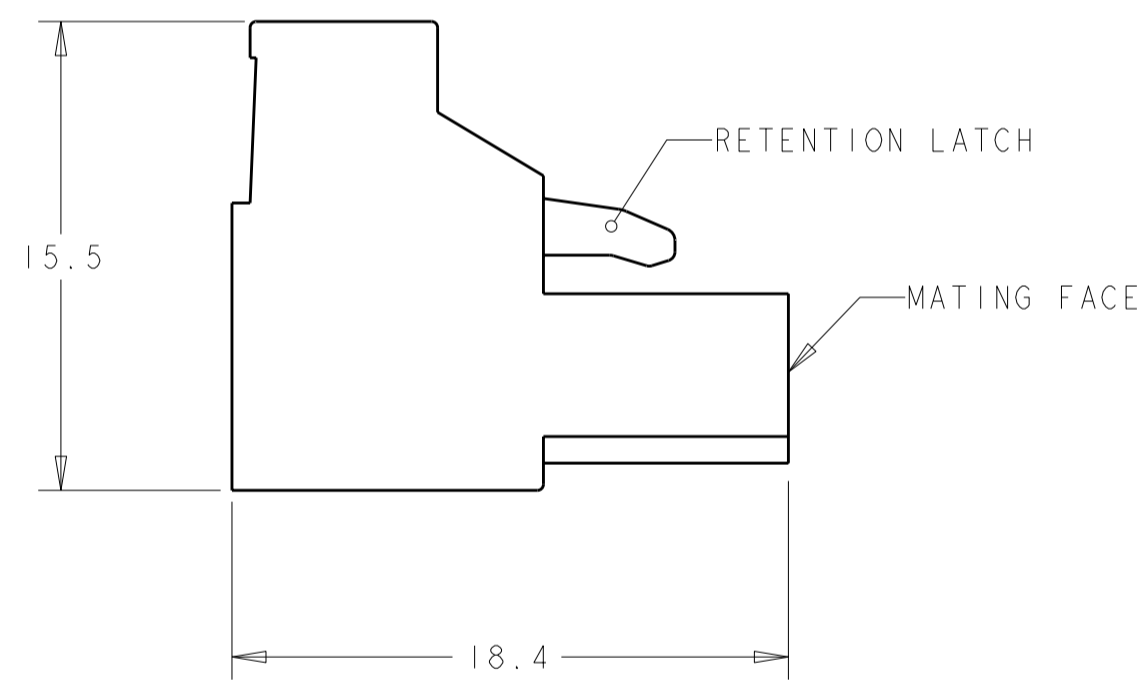
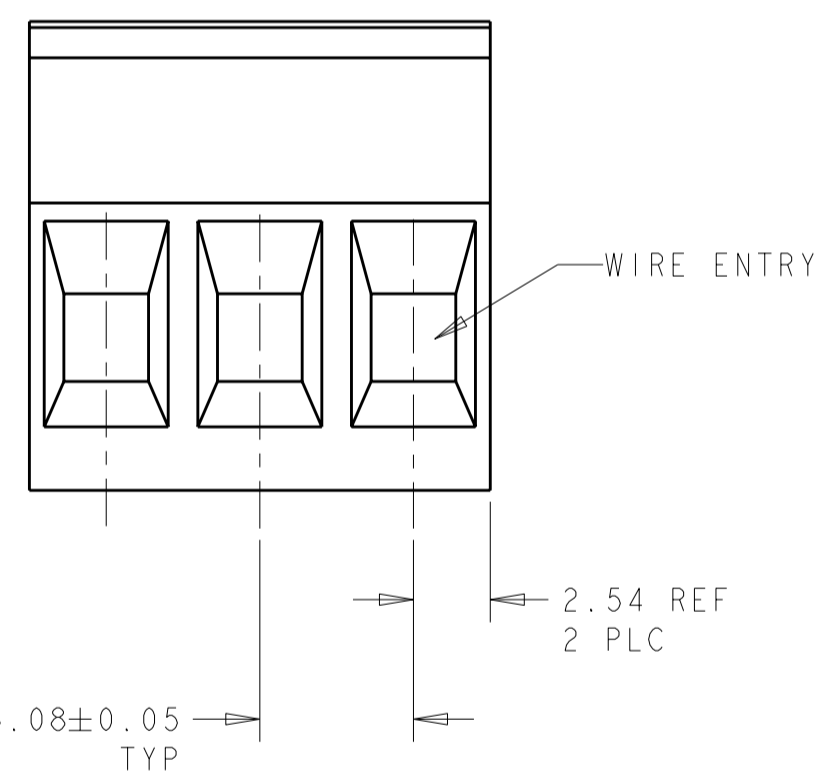


THIS DRAWING IS UNPUBLISHED. RELEASED FOR PUBLICATION 20
 © COPYRIGHT 20 BY TYCO ELECTRONICS CORPORATION. ALL RIGHTS RESERVED.

LOC		DIST		REVISIONS			
P	LTR	DESCRIPTION	DATE	DWN	APVD		
FT	0						
	G8	REVISED PER ECO-09-000203	06JAN2009	HMR	CR		



796635-3 AS SHOWN



PRELIMINARY	-	0.8µm GOLD	106.68	21	5-796635-8
PRELIMINARY	-	0.8µm GOLD	86.36	17	5-796635-7
PRELIMINARY	-	0.8µm GOLD	71.12	14	5-796635-6
PRELIMINARY	-	0.8µm GOLD	60.96	12	5-796635-5
PRELIMINARY	-	0.8µm GOLD	50.80	10	5-796635-4
PRELIMINARY	-	0.8µm GOLD	40.64	8	5-796635-3
PRELIMINARY	-	0.8µm GOLD	35.56	7	5-796635-2
PRELIMINARY	-	0.8µm GOLD	30.48	6	5-796635-1
PRELIMINARY	-	0.8µm GOLD	25.40	5	5-796635-0
PRELIMINARY	-	0.8µm GOLD	20.32	4	4-796635-9
PRELIMINARY	-	0.8µm GOLD	15.24	3	4-796635-8
PRELIMINARY	-	0.8µm GOLD	10.16	2	4-796635-7
DETAIL R		TIN	45.72	9	4-796635-6
DETAIL P		TIN	10.16	2	4-796635-5
-		0.8µm GOLD	20.32	4	4-796635-4
-		0.8µm GOLD	45.72	9	4-796635-3
DETAIL N		TIN	86.36	17	4-796635-2
DETAIL M		TIN	66.04	13	4-796635-1
PRELIMINARY	DETAIL L	TIN	60.96	12	4-796635-0
PRELIMINARY	DETAIL K	TIN	15.24	3	3-796635-9
PRELIMINARY	DETAIL J	TIN	81.28	16	3-796635-8
-	DETAIL H	TIN	15.24	3	3-796635-7
-		GOLD	30.48	6	3-796635-6
-		TIN	127.00	25	2-796635-5
-		TIN	121.92	24	2-796635-4
-		TIN	116.84	23	2-796635-3
-		TIN	111.76	22	2-796635-2
-		TIN	106.68	21	2-796635-1
-		TIN	101.60	20	2-796635-0
-		TIN	96.52	19	1-796635-9
-		TIN	91.44	18	1-796635-8
-		TIN	86.36	17	1-796635-7
-		TIN	81.28	16	1-796635-6
-		TIN	76.20	15	1-796635-5
-		TIN	71.12	14	1-796635-4
-		TIN	66.04	13	1-796635-3
-		TIN	60.96	12	1-796635-2
-		TIN	55.88	11	1-796635-1
-		TIN	50.80	10	1-796635-0
-		TIN	45.72	9	796635-9
-		TIN	40.64	8	796635-8
-		TIN	35.56	7	796635-7
-		TIN	30.48	6	796635-6
-		TIN	25.40	5	796635-5
-		TIN	20.32	4	796635-4
-		TIN	15.24	3	796635-3
-		TIN	10.16	2	796635-2


- MATERIALS AND FINISH:
 HOUSING: PA 6-6, UL 94-V0, COLOR:BLACK.
 CLAMP: BRASS, NICKEL PLATED.
 CONTACT SPRING: PHOSPHOR BRONZE, FINISH: SEE TABLE.
 CLAMPING SCREW: M3, BRASS, NICKEL PLATED.
- END-TO-END STACKABLE WITHOUT LOSS OF CENTERLINE SPACING.
- WIRE SIZE RANGE: 12-30 AWG.
- RECOGNIZED UNDER THE COMPONENT PROGRAM OF UNDERWRITERS LABORATORIES INC. FILE N° E60677.
- IMQ CERTIFICATE WITH SURVEILLANCE IN CONFORMITY WITH IEC 998-1/998-2-1.
- INK MARKING, WHITE COLOR.

MARKING	CONTACT FINISH	L	NO OF POSN	PART NUMBER
---------	----------------	---	------------	-------------

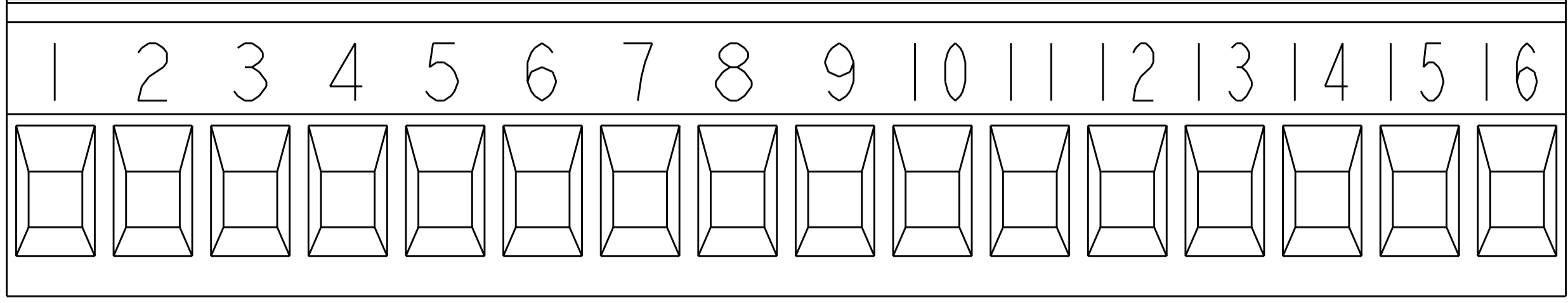
THIS DRAWING IS A CONTROLLED DOCUMENT FOR TYCO ELECTRONICS CORPORATION IT IS SUBJECT TO CHANGE AND THE CONTROLLING ENGINEERING ORGANIZATION SHOULD BE CONTACTED FOR THE LATEST REVISION.		DWN S. WELDON 18OCT2000 CHK D. BIEVENOUR 18OCT2000 APVD D. BIEVENOUR 18OCT2000	Tyco Electronics Harrisburg, PA 17105-3608
DIMENSIONS: mm	TOLERANCES UNLESS OTHERWISE SPECIFIED: 0 PLC ±0.2 1 PLC ±0.0 2 PLC ±0.0 3 PLC ±0.000 4 PLC ±0.000 ANGLES ±2 FINISH	PRODUCT SPEC APPLICATION SPEC WEIGHT	NAME TERMINAL BLOCK, PLUG, STACKING, 5.08mm PITCH
MATERIAL			SIZE A2 CAGE CODE 00779 DRAWING NO G-796635 RESTRICTED TO CUSTOMER DRAWING SCALE 2:1 SHEET 1 OF 2 REV G8

THIS DRAWING IS UNPUBLISHED. RELEASED FOR PUBLICATION 20
 © COPYRIGHT 20 BY TYCO ELECTRONICS CORPORATION. ALL RIGHTS RESERVED.

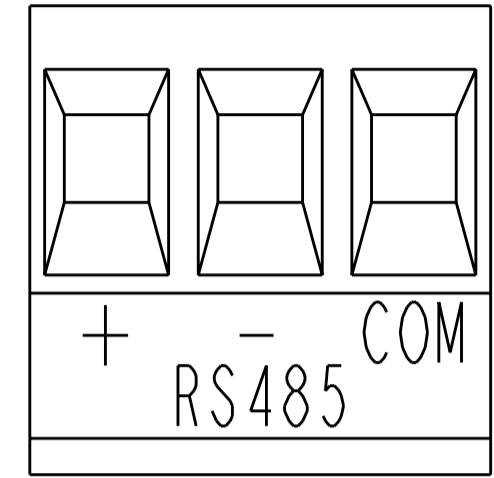
LOC		DIST		REVISIONS			
P	LTR	DATE	DWN	APVD			
FT	0	-	-	-	SEE SHEET 1		



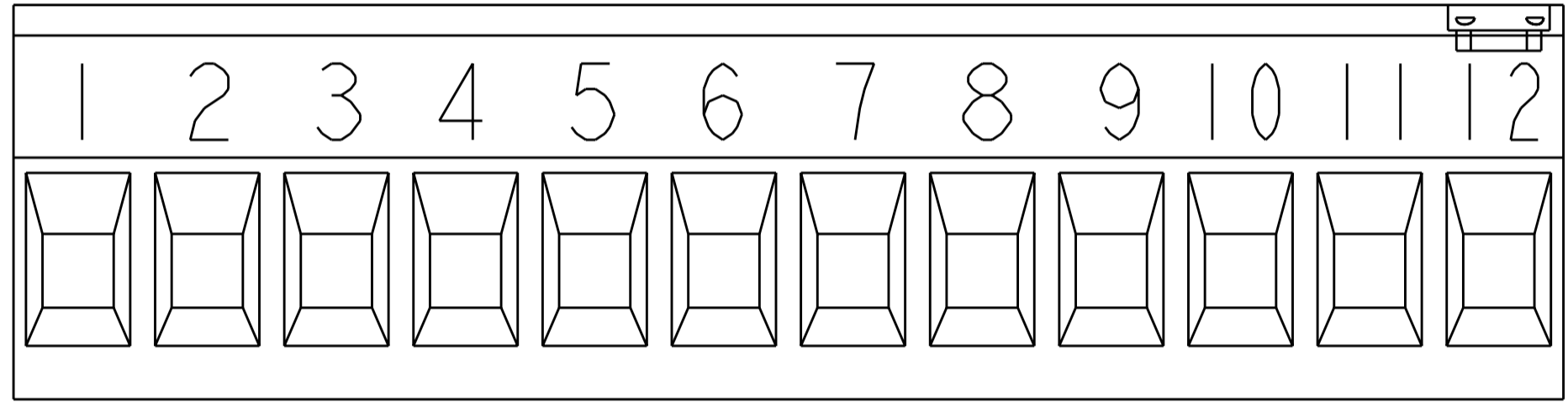
6
DETAIL H



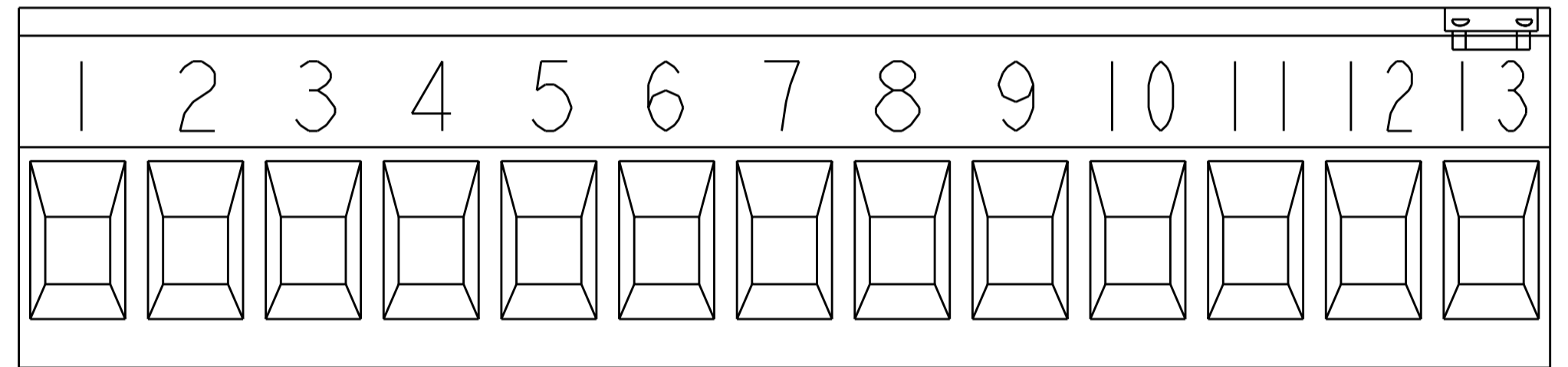
6
DETAIL J



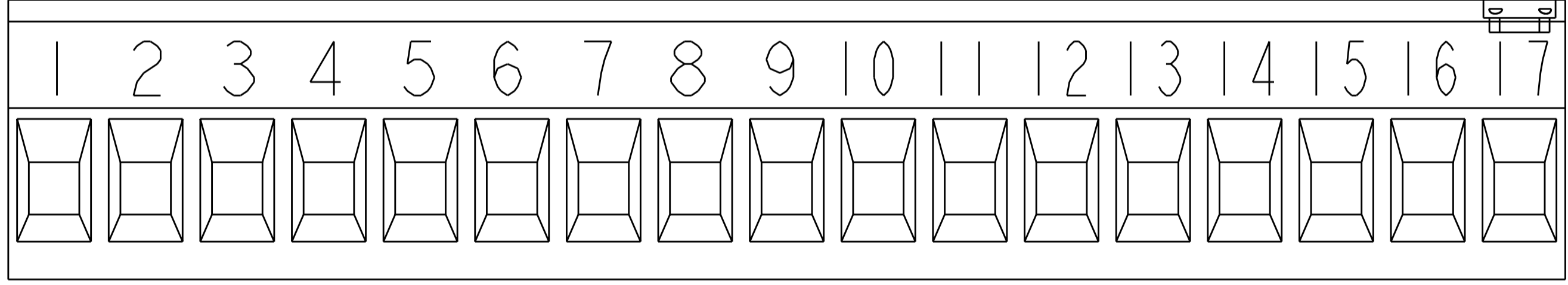
6
DETAIL K



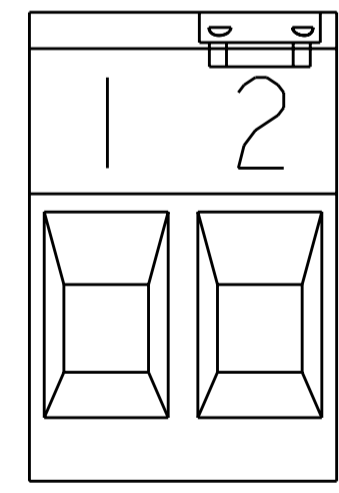
6
DETAIL L



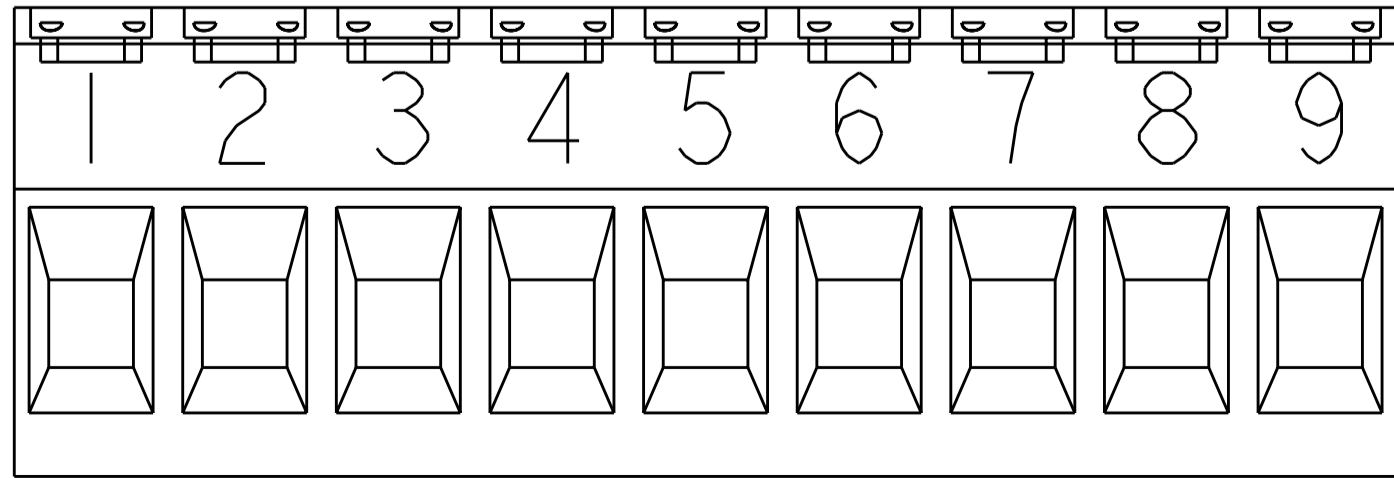
6
DETAIL M



6
DETAIL N



6
DETAIL P



6
DETAIL R

<small>THIS DRAWING IS A CONTROLLED DOCUMENT FOR TYCO ELECTRONICS CORPORATION IT IS SUBJECT TO CHANGE AND THE CONTROLLING ENGINEERING ORGANIZATION SHOULD BE CONTACTED FOR THE LATEST REVISION.</small>		DWN S. WELDON 18OCT2000 CHK D. BIEVENOUR 18OCT2000 APVD D. BIEVENOUR 18OCT2000	Tyco Electronics Harrisburg, PA 17105-3608
DIMENSIONS: mm 	TOLERANCES UNLESS OTHERWISE SPECIFIED: 0 PLC ±. 1 PLC ±.2 2 PLC ±0.00 3 PLC ±0.000 4 PLC ±0.0000 ANGLES ±2 FINISH	PRODUCT SPEC APPLICATION SPEC WEIGHT CUSTOMER DRAWING	NAME TERMINAL BLOCK, PLUG, STACKING, 5.08mm PITCH SIZE A2 CAGE CODE 00779 DRAWING NO. 796635 RESTRICTED TO SCALE 4:1 SHEET 2 OF 2 REV G8