

1. MODEL NUMBER

MODEL NUMBER.	CUSTOMER PART NO.
DF1335S36B	

2. TEST CONDITION

2-1 TYPICAL CONDITION : -TEMPERATURE : 20℃

-HUMIDITY : 65%RH

2-2 STANDARD CONDITION : -TEMPERATURE : 5℃ to 35℃

-HUMIDITY : 45%RH to 85%RH

3. COMPOSITION AND MATERIAL

NO.	NAME	COMPOSITION AND MATERIALS
3-1	RESONATOR	DIELECTRIC MATERIALS
3-2	NUMBER OF POLE	2 POLE
3-3	IN/OUTPUT TERMINALS	Ag or Sn PLATED
3-4	GROUND BASE	Ag or Sn PLATED

4. ELECTRICAL SPECIFICATIONS

NO.	ITEM	SPECIFICATIONS
4-1	CENTER FREQUENCY(f_0)	1335.0MHz
4-2	BAND WIDTH	±18.0MHz
4-3	INSERTION LOSS IN BW	2.5dB max.
4-4	RIPPLE	0.5dB max.
4-5	V.S.W.R IN BW	1.5 max.
4-6	ATTENUATION	30dB min. at 1005MHz
4-7	INPUT POWER	1 W
4-8	NOMINAL CHARACTERISIC IMPEDANCE	50Ω

5. ENVIRONMENTAL SPECIFICATIONS


5-1 TEMPERATURE CHARACTERISTICS

THE SPECIMEN SHOULD SATISFY THE CHARATERISTICS SPECIFIED IN ITEM

4 AT

THE TEMPERATURE RANGE OF -30℃ TO +85℃.

5-2 HEAT PROOF

	SIPAT Co., Ltd. (CETC No. 26 Research Institute) Nanping Huayuan Road No. 14 Chongqing, China, 400060	Part Number	DF1335S36B	
		Rev. Date	2005-7-26	
		Rev.	1.0	Page

THE SPECIMEN SHOULD SATISFY THE CHARACTERISTICS SPECIFIED IN
ITEM 4

AFTER EXPOSED TO THE TEMPERATURE $85\pm 3^{\circ}\text{C}$ FOR 24 ± 2 HOURS.

5-3 COLD PROOF

THE SPECIMEN SHOULD SATISFY THE CHARACTERISTICS SPECIFIED IN
ITEM 4

AFTER EXPOSED TO THE TEMPERATURE $-40\pm 3^{\circ}\text{C}$ FOR 24 ± 2 HOURS.

5-4 MOISTURE PROOF

THE SPECIMEN SHOULD SATISFY THE CHARACTERISTICS SPECIFIED IN
ITEM 4

AFTER EXPOSED TO THE TEMPERATURE $-40^{\circ}\text{C}\pm 3^{\circ}\text{C}$ AND HUMIDITY 90 TO
95% FOR

48 ± 2 HOURS.

5-5 VIBRATION

THE SPECIMEN SHOULD SATISFY THE CHARACTERISTICS SPECIFIED IN
ITEM 4

AFTER APPLIED THE VIBRATION OF 10 TO 55Hz WITH AMPLITUDE OF 1.5mm
FOR 2

HOURS EACH FOR X,Y AND Z DIRECTIONS.

5-6 DROP SHOCK

THE SPECIMEN SHOULD SATISFY THE CHARACTERISTICS SPECIFIED IN
ITEM 4

AFTER DROPPED ONTO THE HARD WOODEN BOARD FROM HEIGHT OF 50cm
FOR 3

TIMES TOWARD EACH OF X,Y AND Z DIRECTIONS EXCEPT TERMINAL
DIRECTION.

5-7 SOLDER HEAT PROOF

THE SPECIMEN SHOULD SATISFY THE CHARACTERISTICS SPECIFIED IN
ITEM 4

AFTER THE LENGTH 1 TO 1.5mm FROM BOTTOM OF TERMINAL IS
PRESERVED IN


SOLDER BATH OF $230\pm 10^{\circ}\text{C}$ FOR 10 ± 1 SECONDS.

5-8 TENSILE STRENGTH OF TERMINAL

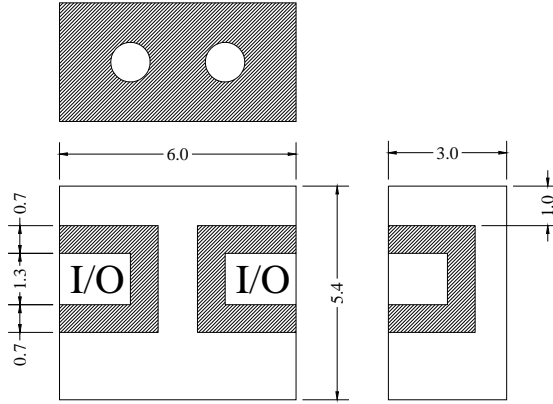
THE SPECIMEN SHOULD SATISFY THE CHARACTERISTICS SPECIFIED IN
ITEM 4 AND

NOT BE BROKEN AFTER TENSILE FORCE OF 1.0Kg IS APPLIED TO THE
TERMINAL IN

THE DIRECTION OF AXIS FOR 10 ± 1 SECOND.

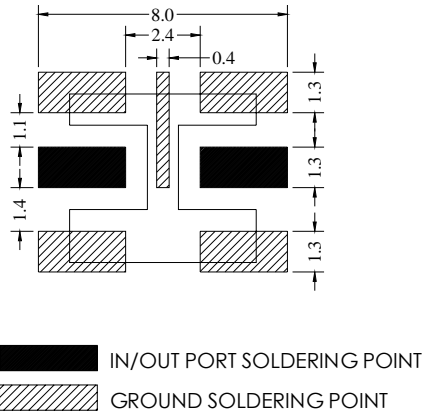
	SIPAT Co., Ltd. (CETC No. 26 Research Institute) Nanping Huayuan Road No. 14 Chongqing, China, 400060	Part Number	DF1335S36B	
		Rev. Date	2005-7-26	
		Rev.	1.0	Page

6. APPEARANCES AND DIMENSIONS



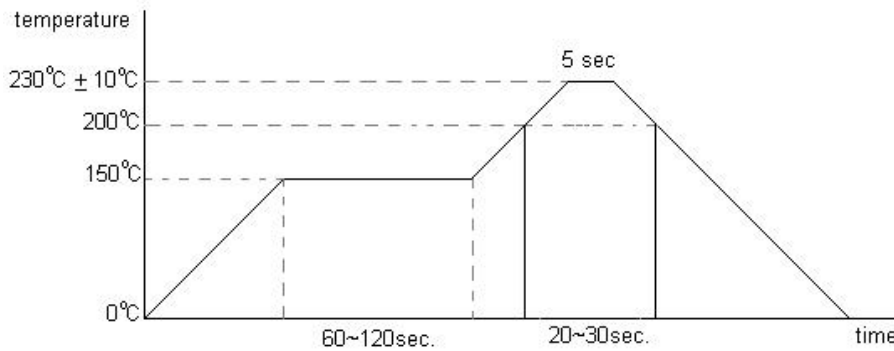
TOLERANCE: ±0.3 (UNIT:mm)


7. RECOMMENDED REFLOW PAD

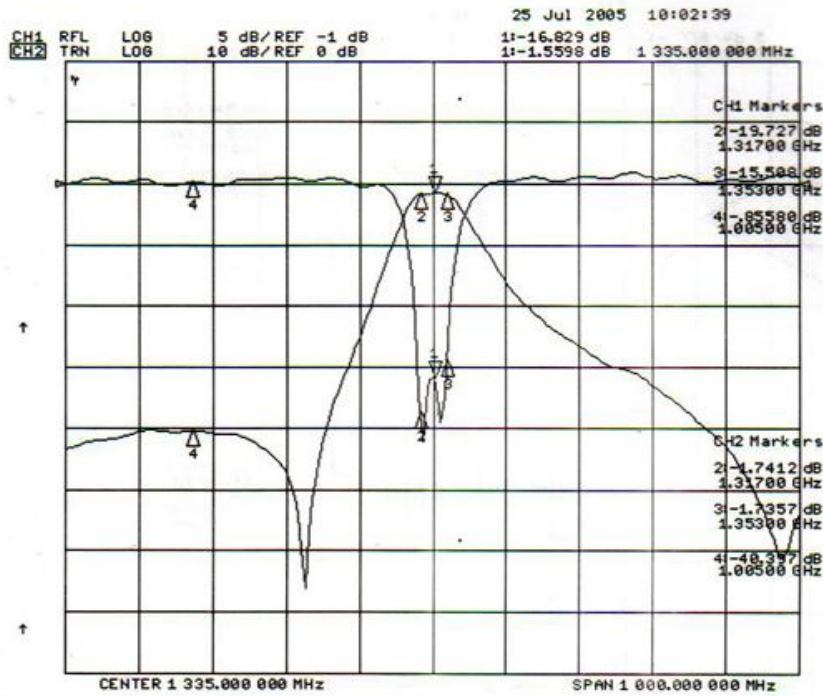
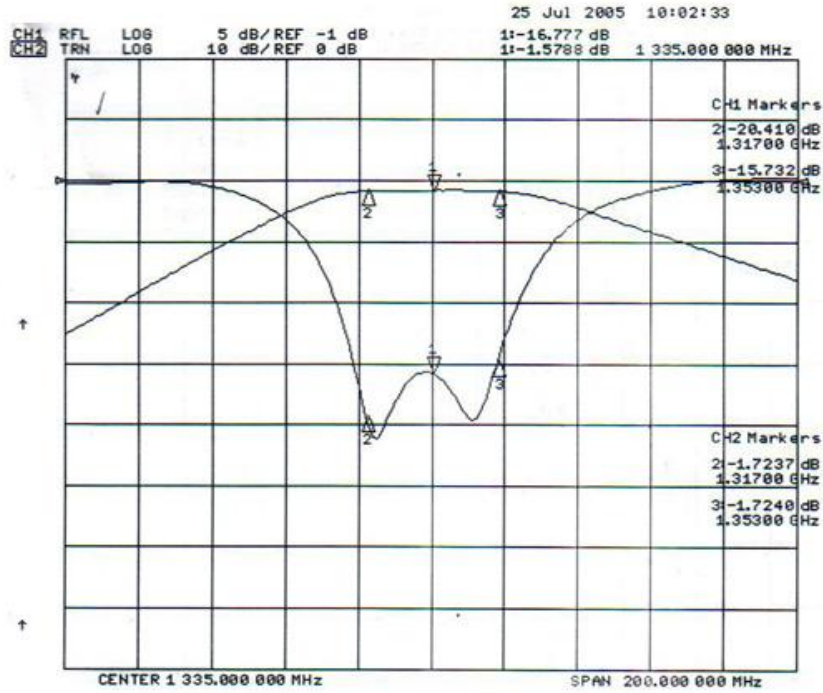



TOLERANCE: ±0.3 (UNIT:mm)

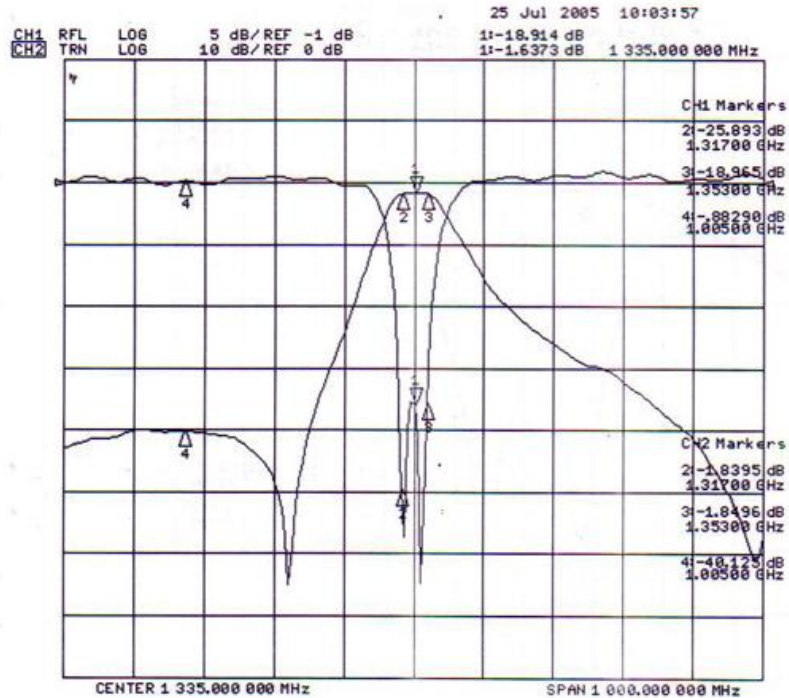
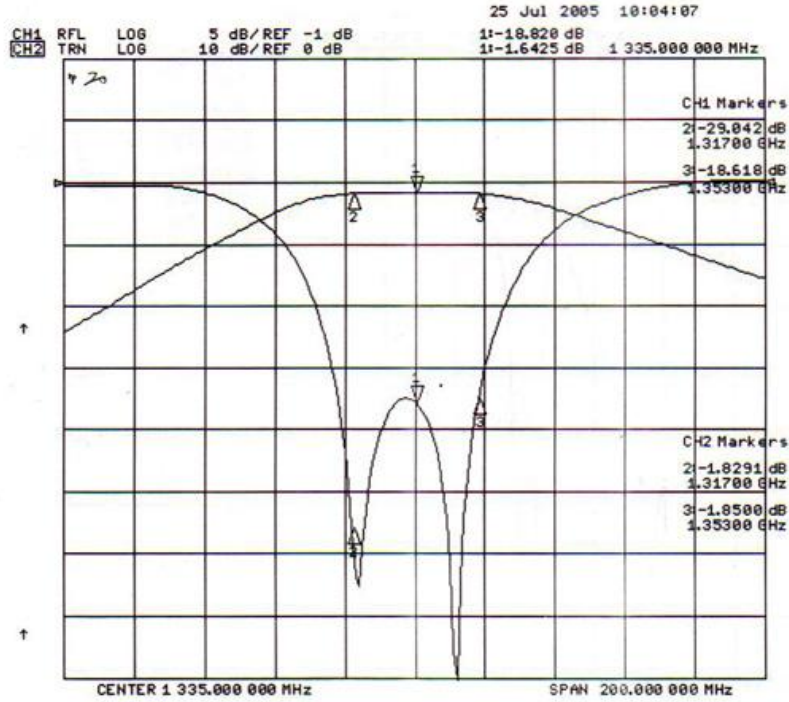
8. REFLOW SOLDERING STANDARD CONDITIONS



	SIPAT Co., Ltd. (CETC No. 26 Research Institute) Nanping Huayuan Road No. 14 Chongqing, China, 400060	Part Number	DF1335S36B
		Rev. Date	2005-7-26
		Rev.	1.0



	SIPAT Co., Ltd. (CETC No. 26 Research Institute) Nanping Huayuan Road No. 14 Chongqing, China, 400060	Part Number	DF1335S36B	
		Rev. Date	2005-7-26	
		Rev.	1.0	Page



SIPAT Co., Ltd.
(CETC No. 26 Research Institute)
Nanping Huayuan Road No. 14
Chongqing, China, 400060

Part Number	DF1335S36B	
Rev. Date	2005-7-26	
Rev.	1.0	Page 5/5