



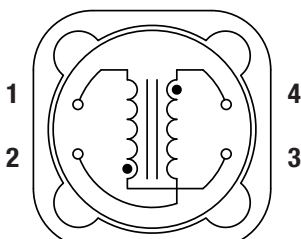
### FEATURES

- RoHS compliant
- 1.0μH to 400μH<sup>1</sup>
- Up to 9.5A IDC
- Bobbin format
- Dual winding
- Surface mount
- Integral EMI shield
- Compact size
- Tape and reel packaging
- J-STD-020-C reflow
- Backwards compatible with Sn/Pb soldering systems

### PRODUCT OVERVIEW

The 4700 series is a range of dual wound inductors offering flexible options. Windings can be connected in series or parallel to create a wide range of inductance combinations. They can also be used as common mode chokes or 1:1 transformers with the secondary winding used as a feedback winding in switched mode power supplies.

### PIN CONNECTIONS (TOP VIEW)



3 & 1 = Primary winding  
4 & 2 = Secondary winding

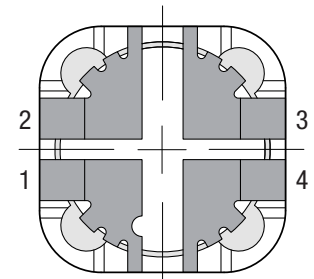
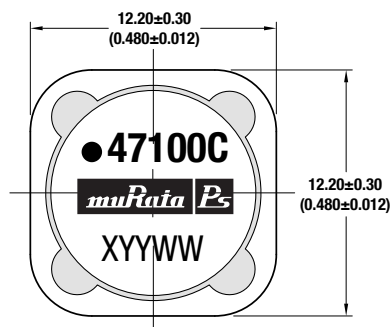


For full details go to  
[www.murata-ps.com/rohs](http://www.murata-ps.com/rohs)

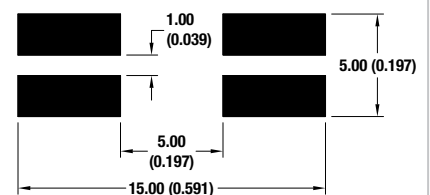
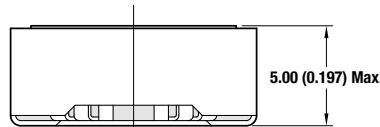
### SELECTION GUIDE

| Order Code | Inductance <sup>1</sup><br>(10kHz, 100mVAC)<br>1&3, 2&4 | Inductance Range<br>(10kHz, 100mVAC)<br>1&3, 2&4 | DC Current <sup>2</sup><br>(parallel connection) | DC Resistance<br>1&3, 2&4 |
|------------|---------------------------------------------------------|--------------------------------------------------|--------------------------------------------------|---------------------------|
|            | Nom.                                                    | Min. - Max.                                      | Max.                                             | Max.                      |
|            | μH                                                      | μH                                               | A                                                | mΩ                        |
| 471R0C     | 1.0                                                     | 0.83 - 1.39                                      | 9.50                                             | 8.9                       |
| 472R2C     | 2.2                                                     | 1.38 - 2.30                                      | 6.80                                             | 13.7                      |
| 473R3C     | 3.3                                                     | 2.87 - 4.79                                      | 5.50                                             | 23.3                      |
| 474R7C     | 4.7                                                     | 4.08 - 6.12                                      | 4.60                                             | 32.4                      |
| 476R8C     | 6.8                                                     | 5.24 - 7.86                                      | 3.90                                             | 44.8                      |
| 47100C     | 10                                                      | 8.00 - 12.0                                      | 3.20                                             | 70.2                      |
| 47150C     | 15                                                      | 11.3 - 17.0                                      | 2.60                                             | 106                       |
| 47220C     | 22                                                      | 17.4 - 26.1                                      | 2.10                                             | 165                       |
| 47330C     | 33                                                      | 27.6 - 41.4                                      | 1.80                                             | 207                       |
| 47470C     | 47                                                      | 36.7 - 55.1                                      | 1.47                                             | 298                       |
| 47680C     | 68                                                      | 54.9 - 82.3                                      | 1.22                                             | 456                       |
| 47101C     | 100                                                     | 81.4 - 122                                       | 1.01                                             | 686                       |

### MECHANICAL DIMENSIONS



Recommended Footprint Details



All dimensions in mm (inches). Package weight: 2.5g Typ.

### ABSOLUTE MAXIMUM RATINGS

|                                                           |                |
|-----------------------------------------------------------|----------------|
| Isolation voltage (flash tested for 1 second), pins 3 & 4 | 500VDC         |
| Operating free air temperature range                      | -40°C to 85°C  |
| Storage temperature range                                 | -40°C to 125°C |

### SOLDERING INFORMATION<sup>3</sup>

|                         |       |
|-------------------------|-------|
| Peak reflow temperature | 245°C |
| Pin finish              | Tin   |

Specifications typical at T<sub>a</sub> = 25°C

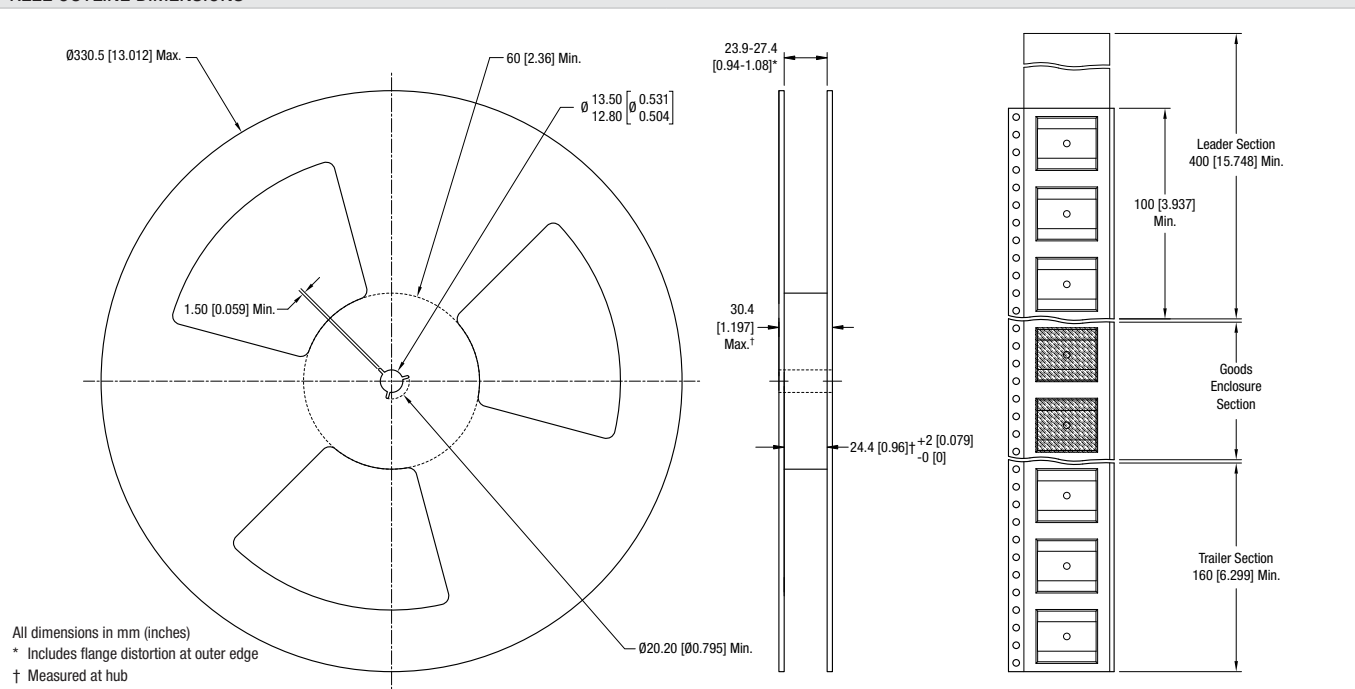
1 When connecting windings in series, inductance will be 4 times the nominal figure shown.

2 If current is flowing in both windings, the maximum DC current occurs when either the inductance falls to 85% of its nominal value or when its temperature rise reaches 40°C, whichever is sooner.

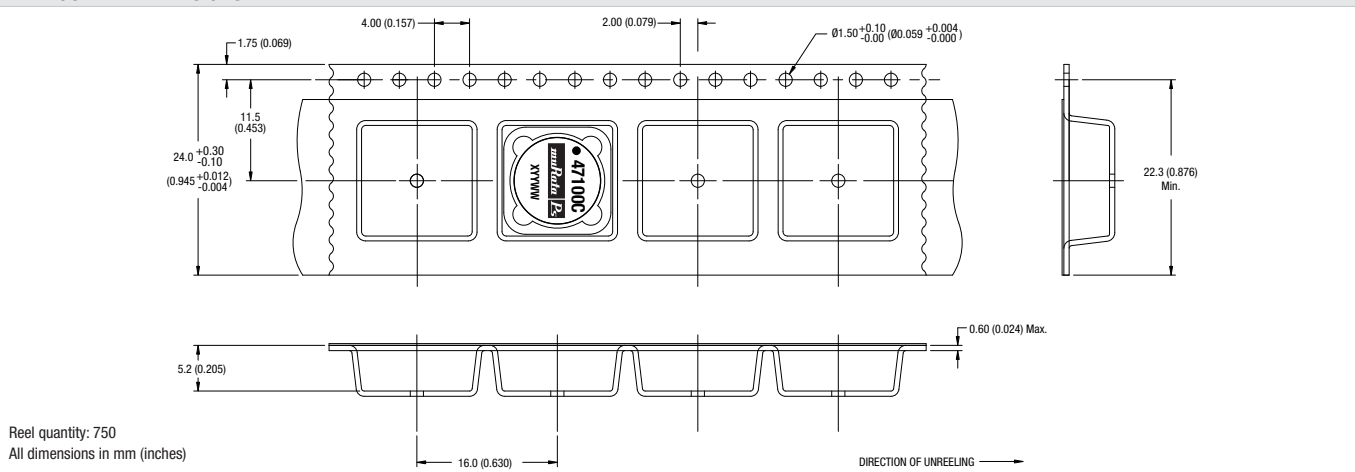
3 For further information, please visit [www.murata-ps.com/rohs](http://www.murata-ps.com/rohs)

**TAPE & REEL SPECIFICATIONS**

**REEL OUTLINE DIMENSIONS**



**TAPE OUTLINE DIMENSIONS**



Murata Power Solutions, Inc.  
 11 Cabot Boulevard, Mansfield, MA 02048-1151 U.S.A.  
 Tel: (508) 339-3000 (800) 233-2765 Fax: (508) 339-6356  
**www.murata-ps.com email: sales@murata-ps.com ISO 9001 REGISTERED**

Murata Power Solutions, Inc. makes no representation that the use of its products in the circuits described herein, or the use of other technical information contained herein, will not infringe upon existing or future patent rights. The descriptions contained herein do not imply the granting of licenses to make, use, or sell equipment constructed in accordance therewith. Specifications are subject to change without notice.  
 © 2008 Murata Power Solutions, Inc.

- USA:** Mansfield (MA), Tel: (800) 233 2765, email: sales@murata-ps.com
- Canada:** Toronto, Tel: (866) 740 1232, email: toronto@murata-ps.com
- UK:** Milton Keynes, Tel: +44 (0)1908 615232, email: mk@murata-ps.com
- France:** Montigny Le Bretonneux, Tel: +33 (0)1 34 60 01 01, email: france@murata-ps.com
- Germany:** München, Tel: +49 (0)89-544334-0, email: ped.munich@murata-ps.com
- Japan:** Tokyo, Tel: 3-3779-1031, email: sales\_tokyo@murata-ps.com  
 Osaka, Tel: 6-6354-2025, email: sales\_osaka@murata-ps.com  
**Website: www.murata-ps.jp**
- China:** Shanghai, Tel: +86 215 027 3678, email: shanghai@murata-ps.com  
 Guangzhou, Tel: +86 208 221 8066, email: guangzhou@murata-ps.com