

Token Ring Transformers

IEEE 802.5 Compatible -- High Isolation

Single and Dual Low Profile Packages

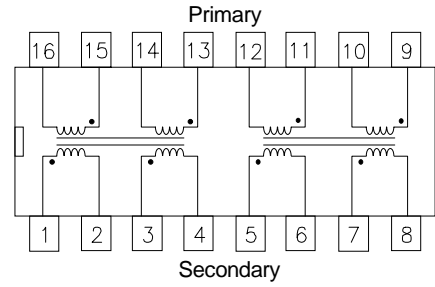
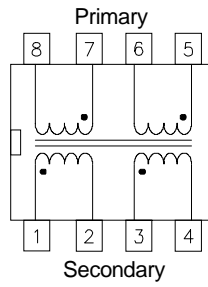
Designed For IBM Token Ring Applications

Insertion Loss 0.5 dB max. at 10 MHz

Return Loss 20 dB min. at 5 MHz

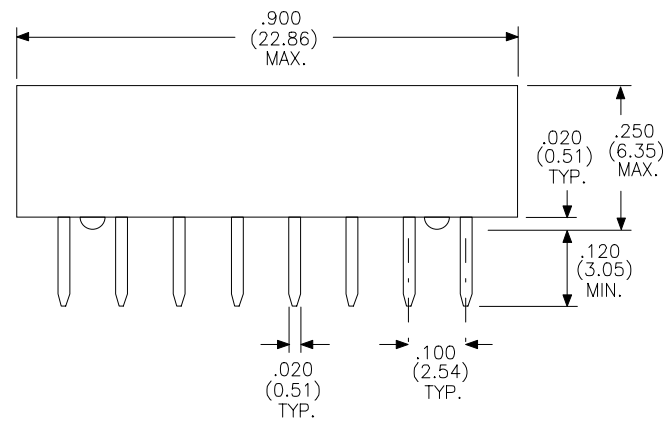
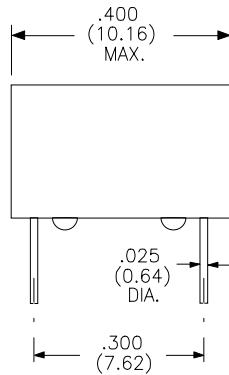
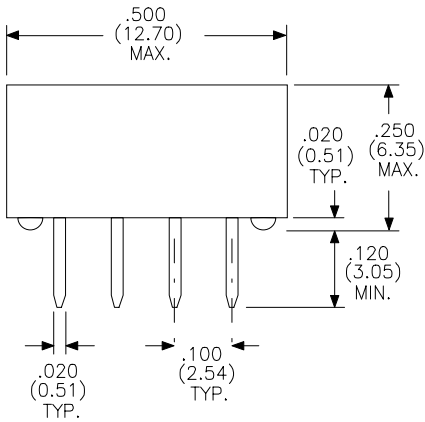
Dielectric withstanding voltage 500 Vrms

CMRR -60 dB min. at 1 MHz



Electrical Specifications at 25°C

Part Number	Turns Ratio	OCL min. (μH)	C _{www} max. (pF)	L _L max. (μH)	Rise Time max. (ns)	Pri & Sec. DCR max. (Ω)	Style	Package
T-11200	1:1:2:2	1000	15	.40	15.0	0.4 & 0.8	Single	8-Pin
T-11201	1:1:2:2	1000	15	.40	15.0	0.4 & 0.8	Dual	16-Pin
T-11202	1:1:2:2	250	15	.15	15.0	0.5 & 0.8	Single	8-Pin
T-11203	1:1:2:2	250	15	.15	15.0	0.5 & 0.8	Dual	16-Pin
T-11204	1:1:1:1	750	25	.20	5.0	1.0 & 1.0	Single	8-Pin
T-11205	1:1:1:1	750	25	.20	5.0	1.0 & 1.0	Dual	16-Pin



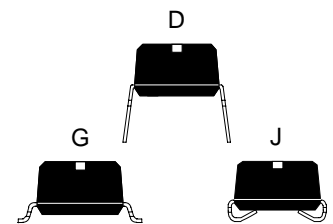
Token Ring Transformers - DIP / SMD Packages

Refer to Schematic Diagrams and General Parameters at top of page.

Electrical Specifications at 25°C

DIP Part Number	Turns Ratio	OCL min. (μH)	C _{www} max. (pF)	L _L max. (μH)	Rise Time max. (ns)	Pri & Sec. DCR max. (Ω)	Style	Package
T-11280	1:1:2:2	1000	15	.40	15.0	0.4 & 0.8	Single	8-Pin
T-11281	1:1:2:2	1000	15	.40	15.0	0.4 & 0.8	Dual	16-Pin
T-11282	1:1:2:2	250	15	.15	15.0	0.5 & 0.8	Single	8-Pin
T-11283	1:1:2:2	250	15	.15	15.0	0.5 & 0.8	Dual	16-Pin
T-11284	1:1:1:1	750	25	.20	5.0	1.0 & 1.0	Single	8-Pin
T-11285	1:1:1:1	750	25	.20	5.0	1.0 & 1.0	Dual	16-Pin
T-11206	1:1:2:2	60	14	.30	3.0	0.2 & 0.4	Single	8-Pin
T-11208	1:1:2:2	60	14	.30	3.0	0.2 & 0.4	Dual	16-Pin
T-11210	1:1:1:1	60	14	.30	3.0	0.2 & 0.2	Single	8-Pin
T-11212	1:1:1:1	60	14	.30	3.0	0.2 & 0.2	Dual	16-Pin

8 & 16 Pin DIP/SMD Packages
(Add G or J to P/N for SMD)
See pg. 40, fig. 4, 5 & 6



SMD versions
available on
Tape & Reel