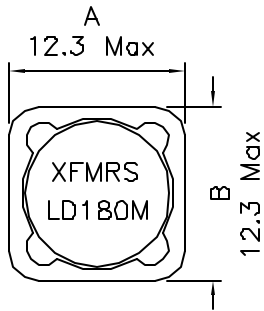
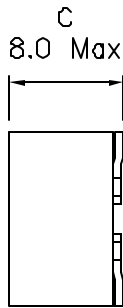


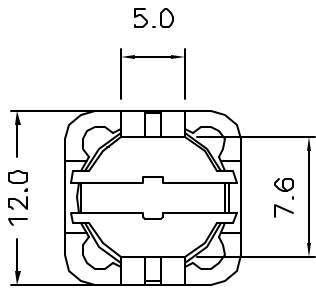
1. Mechanical Dimensions:



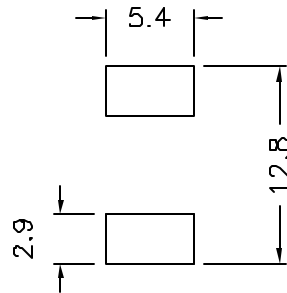
(TOP VIEW)



(SIDE VIEW)




(BOTTOM VIEW)



(SUGGESTED MOUNTING PAD)

2. Schematic:



3. Electrical Specifications:@25°C

OCL: 18.0uH±20% @1KHz 0.1V, 0Adc

OCL: 13.5uH Min @1KHz 0.1V, 5.10Adc

DC RESISTANCE: 28.0 mOhms Max

Notes:

1. Solderability: Leads shall meet MIL-STD-202G, Method 208H for solderability.
2. Flammability: UL94V-0
3. ASTM oxygen Index: > 28%
4. Insulation System: Class F 155°C. UL file E151555
5. Operating Temperature Range: All listed parameters are to be within tolerance from -40°C to +85°C
6. Storage Temperature Range: -55°C to +125°C
7. Aqueous wash compatible
8. SMD Lead Coplanarity: ±0.004"(0.102mm)
9. Electrical and mechanical specifications 100% tested
10. RoHS Compliant Component

DOC REV: A/3

PROPRIETARY

Document is the property of XFMR5 Group & is not allowed to be duplicated without authorization.

XFMR5 Inc. www.XFMR5.com		Title: XFTPRH1207LD SERIES INDUCTORS		
UNLESS OTHERWISE SPECIFIED TOLERANCES: .xx ±0.30 Dimensions in MM	P/N: XFTPRH1207LD-180M		REV. A	
	DWN.	Kang Chen	Oct-04-06	
	CHK.	YK Liao	Oct-04-06	
SHEET 1 OF 1	APP.	MS	Oct-04-06	