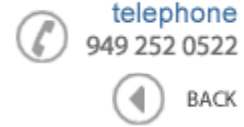





Data Sheet



Product Category: VCTCXO

Series Number	Package	Description	Last Modified
582	5 x 3.2 Ceramic SMD	Clipped Sine Wave	Jan. 01 2007

FEATURES

- High stable output over wide temperature range
- 1.35mm height max low profile VCTCXO
- Industry standard 5 x 3.2mm 4 Pad
- RoHs / Lead Free compliant 

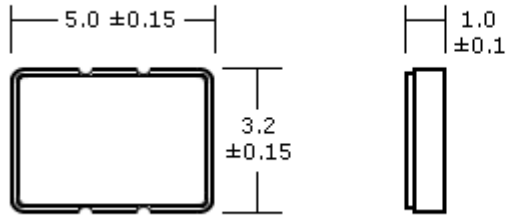


OPERATING CONDITIONS / ELECTRICAL CHARACTERISTICS

PARAMETERS	CONDITIONS	CHARACTERISTICS		UNITS
Output Waveform	-	Clipped Sine Wave		-
Input Voltage (VDD)	-	3.0 ±5% , 2.8 ±5%	5.0 ±5%	VDC
Frequency Range (f _O)	-	12.80, 13.00, 19.20, 19.6608, 19.68, 19.80, 26.00		MHz
Operating Temperature (T _{OPR})	-	-30 ~ +85		°C
Storage Temperature (T _{STG})	-	-40 ~ +120		°C
Frequency Tolerance	at room temperature	±2.5 max.		PPM
Temperature Stability	-30 ~ +85°C	±2.5 max.		PPM
Input Voltage Stability	VDD ±5%	±0.3 max.		PPM
Load Stability	RL ±5%	0.2 max.		PPM
Load Capacitance	-	10 (Typ.)		pF
Input Current (I _{DD})	-	2 max.		mA
Aging	@ 25°C	±1 max.		PPM/Y
Frequency Deviation	@ Voltage Control	±3.0 min. (±10 Typ.)		PPM
Control Voltage Range	-	0.5 ~ 2.5	0.5 ~ 4.5	VDC
Output Voltage	Clipped Sine Wave	0.7 P-P min.	1 P-P min.	V
Start-Up Time (T _S)	-	4 max.		mS
Harmonics	2nd Harmonic	-3 max.		dBc
	3rd Harmonic	-6 max.		
	Other	-10 max.		
Phase Noise (Typ.)	@ 10 Hz offset	-80 max.		dBc/Hz
	@ 100 Hz offset	-115 max.		
	@ 1 KHz offset	-135 max.		
	@ 10 KHz offset	-140 max.		
	@ 100 KHz offset	-145 max.		

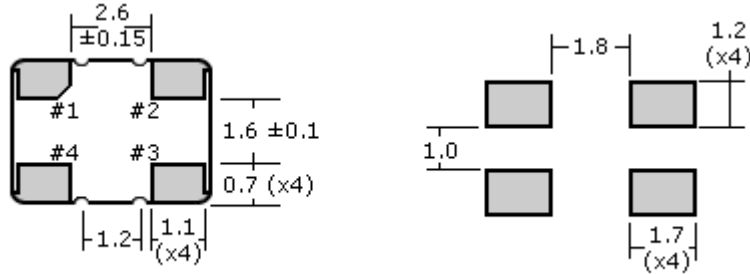
PIN CONNECTIONS	
#1	Control Voltage or No Connection
#2	Case Ground

PACKAGE DIMENSIONS (mm)



#3	Output
#4	Vdd

Suggested Solder Pad Layout



PART NUMBER GUIDE

Series Number	Frequency	Voltage Supply Option	Frequency Stability (max.)	Operating Temp. (°C)	Pin 1 Connection
582	- 19.6608 M	- 3	15	A	- NC
Oscilent 5 x 3.2mm VCTCXO	Available Frequencies - 12.80 - 13.00 - 19.20 - 19.6608 - 19.68 - 19.80 - 26.00	5 = 5 VDC 3 = 3.0 VDC 2 = 2.8 VDC Consult with Oscilent for other available voltage options.	15 = ±1.5 PPM 20 = ±2.0 PPM 25 = ±2.5 PPM	A = 0 ~ +50 D = -20 ~ +70 J = -25 ~ +75 K = -30 ~ +85	NC = No Connection VC = Voltage Control

NOTE: - Deviations on all parameters available. Please consult Oscilent for details.

DEFINITIONS: - Click on the characteristic names above for definitions of that particular characteristic.

***STANDARDS:** - "Blank" part number selections indicate standard variables for that particular characteristic.

****PACKAGING:** - Add **-TR** for Tape/Reel. Click [here](#) for tape/reel specifications

Oscilent Corporation - CALL **949.252.0522**

Series No.: **582**

18195 East McDermott Street . Building D . Irvine . CA 92614 . USA
 Fax: 949.252.0599 . E-Mail: Sales@Oscilent.com