

# Technical Data Sheet

## 7344/B2T3-AMQB

### Features

- Popular T-1 3/4package.
- High efficiency.
- General purpose leads.
- Selected minimum intensities.
- Available on tape and reel.
- Pb free.
- The product itself will remain within RoHS compliant version.
- ESD-withstand voltage: up to 4K V



### Descriptions

- The series is specially designed for applications requiring higher brightness.
- The LED lamps are available with different colors, intensities, epoxy colors, etc.

### Applications

- Status indicators.
- Commercial use.
- Advertising Signs.
- Back lighting.

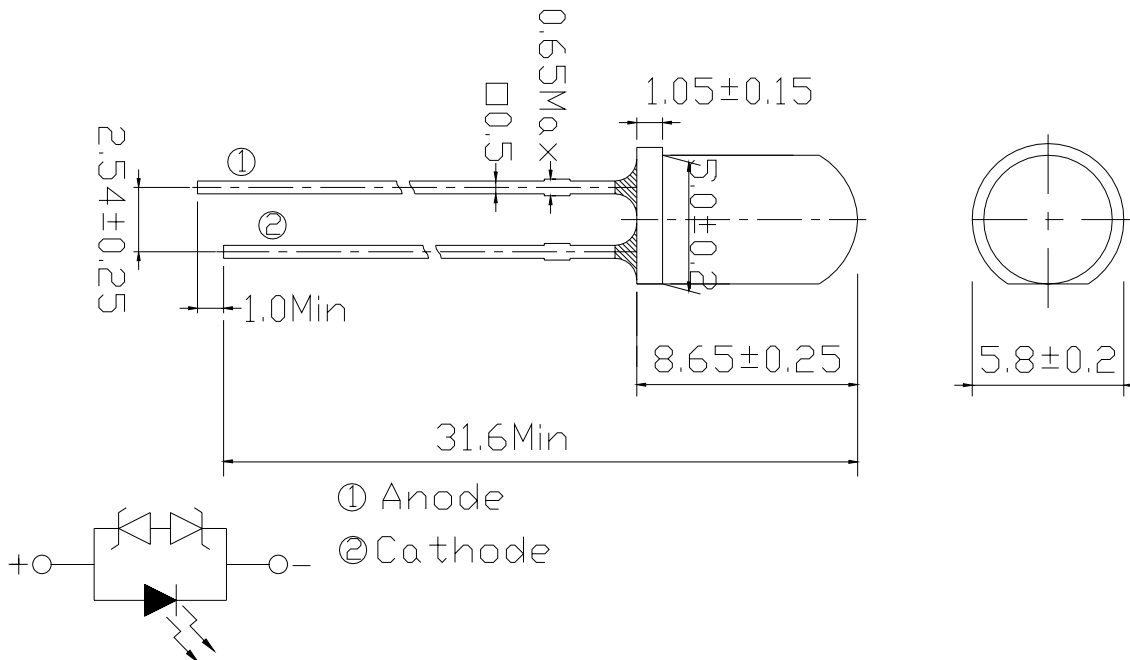
### Device Selection Guide

LED Part No.	Chip		Lens Color
	Material	Emitted Color	
7344/B2T3-AMQB	InGaN	Super Blue	Blue Trans

# Technical Data Sheet

## 7344/B2T3-AMQB

### Package Dimensions



### Notes:

- Other dimensions are in millimeters, tolerance is 0.25mm except being specified.
- Protruded resin under flange is 1.5mm Max LED.
- Bare copper alloy is exposed at tie-bar portion after cutting.

### Absolute Maximum Rating ( $T_a=25^\circ\text{C}$ )

Parameter	Symbol	Absolute Maximum Rating	Unit
Forward Current	$I_F$	25	mA
Pulse Forward Current (Duty 1/10 @ 1KHz)	$I_{FP}$	100	mA
Operating Temperature	$T_{opr}$	-40 ~ +120	$^\circ\text{C}$
Reverse Voltage	$V_R$	5	V
Storage Temperature	$T_{stg}$	-40 ~ +125	$^\circ\text{C}$
Electrostatic Discharge	ESD	4K	V
Soldering Temperature	$T_{sol}$	$260 \pm 5$	$^\circ\text{C}$
Power Dissipation	$P_d$	110	mW
Zener Reverse Current	$I_Z$	100	mA

Notes: Soldering time  $\leq 5$  seconds.



# Technical Data Sheet

## 7344/B2T3-AMQB

### Electro-Optical Characteristics ( $T_a=25^{\circ}\text{C}$ )

Parameter	Symbol	Min.	Typ.	Max.	Unit	Condition
Radiometric Intensity	$I_V$	1800	3600	----	mcd	$I_F=20\text{mA}$
Viewing Angle	$2\theta_{1/2}$	----	30	----	deg	
Peak Wavelength	$\lambda_p$	----	468	----	nm	
Dominant Wavelength	$\lambda_d$	----	470	----		
Spectrum Half width	$\Delta\lambda$	----	35	----		
Forward Voltage	$V_F$	----	3.5	4.0	V	
Reverse Current	$I_R$	----	----	50	$\mu\text{A}$	$V_R=5\text{V}$
Zener Reverse Voltage	$V_Z$	5.8	----	----	V	$I_Z=5\text{mA}$

### Rank Combination ( $I_F=20\text{mA}$ )

Rank	M	N	P	Q
Luminous Intensity	1800~2250	2250~2850	2850~3600	3600~4500

\*Measurement Uncertainty of Luminous Intensity:  $\pm 15\%$

Unit: :mcd

Rank	B				
Forward Voltage	3.0~3.2	3.2~3.4	3.4~3.6	3.6~3.8	3.8~4.0

\*Measurement Uncertainty of Forward Voltage:  $\pm 0.1\text{V}$

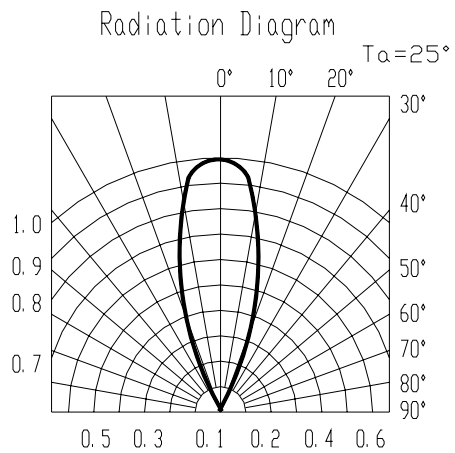
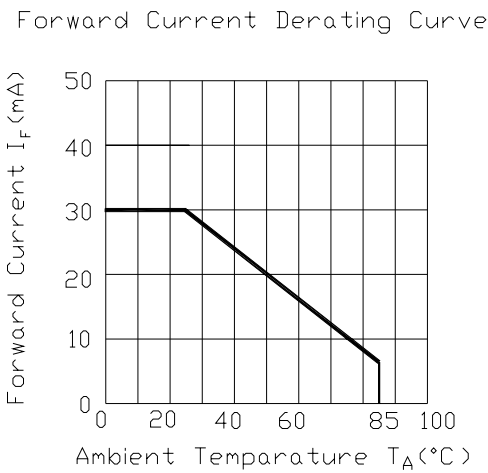
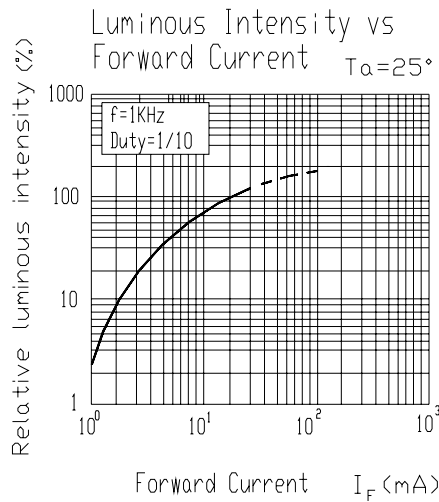
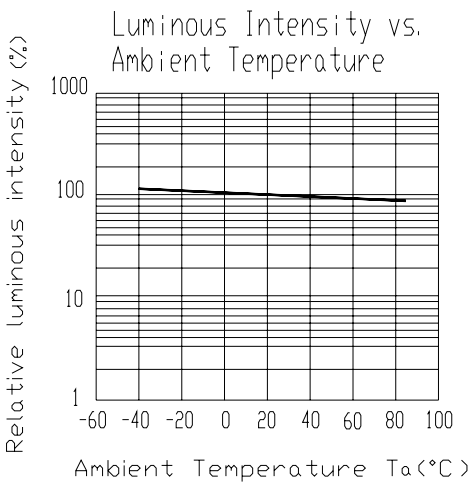
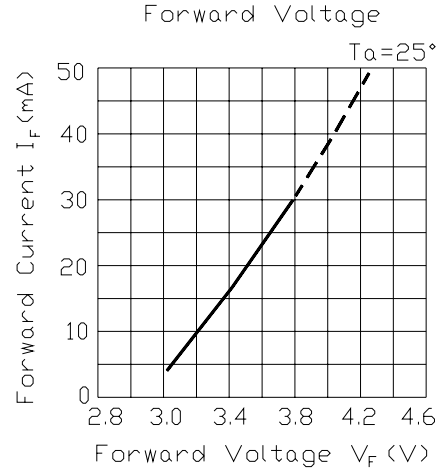
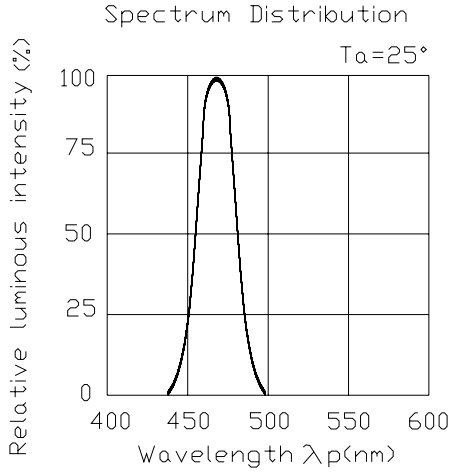
Unit: V

Rank	3	4	5
Dominant Wavelength	464~468	468~472	472~476

\*Measurement Uncertainty of Dominant Wavelength  $\pm 1.0\text{nm}$

Unit: nm

### Typical Electro-Optical Characteristics Curves





# Technical Data Sheet

**7344/B2T3-AMQB**

## Packing Quantity Specification

1.500PCS/1Bag , 5Bags/1Box

2.10Boxes/1Carton

## Label Form Specification

<b>EVERLIGHT</b>	
CPN:	
P/N:	<b>RoHS</b>
7344/B2T3-AMQB	
QTY :	CAT:
	HUE:
LOT NO :	REF:
MADE IN TAIWAN	

CPN: Customer's Production Number

P/N : Production Number

QTY: Packing Quantity

CAT: Ranks of Luminous and Forward Voltage

HUE: Ranks of Dominant Wavelength

REF: Reference

LOT No: Lot Number

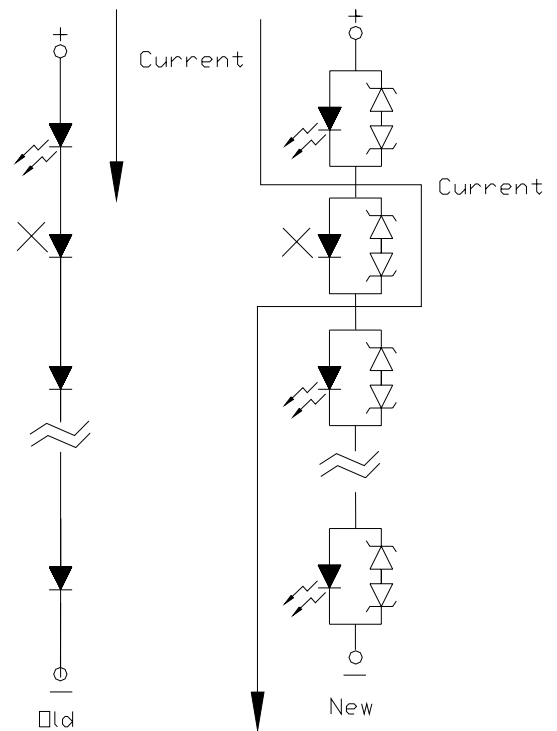
MADE IN TAIWAN: Production Place

# Technical Data Sheet

## 7344/B2T3-AMQB

### Notes

1. Above specification may be changed without notice. EVERLIGHT will reserve authority on material change for above specification.
2. When using this product, please observe the absolute maximum ratings and the instructions for using outlined in these specification sheets. EVERLIGHT assumes no responsibility for any damage resulting from use of the product which does not comply with the absolute maximum ratings and the instructions included in these specification sheets.
3. These specification sheets include materials protected under copyright of EVERLIGHT corporation. Please don't reproduce or cause anyone to reproduce them without EVERLIGHT's consent.
4. When the LED is connected using serial circuit, if either piece of LED is no light up but current can't flow through causing others to light down. In new design, the LED is parallel with zener diode. if either piece of LED is no light up but current can flow through causing others to light up.



**EVERLIGHT ELECTRONICS CO., LTD.**  
 Office: No 25, Lane 76, Sec 3, Chung Yang Rd,  
 Tucheng, Taipei 236, Taiwan, R.O.C

Tel: 886-2-2267-2000, 2267-9936  
 Fax: 886-2267-6244, 2267-6189, 2267-6306  
<http://www.everlight.com>