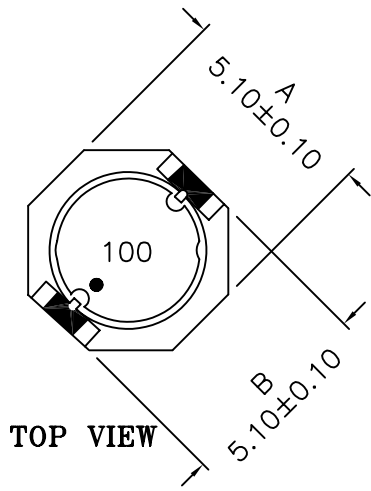
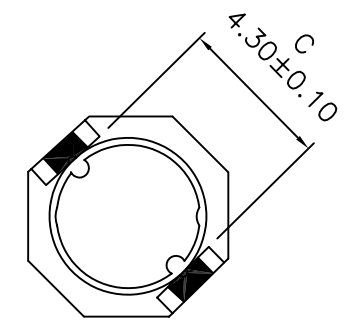


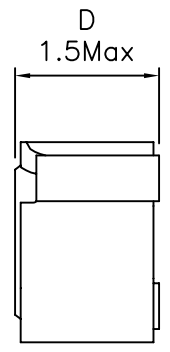
1. Mechanical Dimensions:



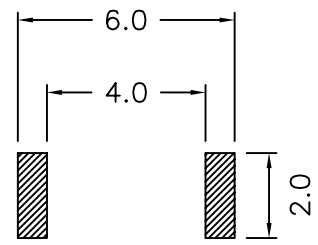
TOP VIEW



BOTTOM VIEW

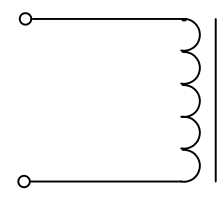


SIDE VIEW



PCB LAYOUT

2. Schematic:



3. Electrical Specification:

INDUCTANCE: 10uH±20% @100KHz 0.1V
 DCR: 230 mOhms Max
 Isat: 0.57Adc Max, 30% drop in Inductance
 Irms: 0.78Adc Max, (based on 40% temp rise)

Notes:

1. Solderability: Leads shall meet MIL-STD-202, Method 208D for solderability.
2. Flammability: UL94V-0
3. ASTM oxygen index: > 28%
4. Temperature rating: 155°C. UL file E151556
5. Operating Temperature Range: -40°C to +85°C

XFMRs Inc.	Title: INDUCTORS		
	UNLESS OTHERWISE SPECIFIED	P/N: XF505015SH-100M	REV. A
TOLERANCES:	DWN.	Juan Mao	Mar-17-04
.xx ±0.25	CHK.	YK Liao	Mar-17-04
Dimensions in MM	APP.	MS	Mar-17-04
SHEET 1 OF 1			

DOC REV: A/1

PROPRIETARY

Document is the property of XFMRs Group & is not allowed to be duplicated without authorization.