

BSW Series

Solid state pressure switch with analog output

FEATURES

- 0...70 mbar to 0...10 bar
- Differential, gage and absolute pressure options
- Adjustable threshold point
- Adjustable hysteresis
- 1 - 5 V analog output
- Low side and high side switching output
- LED status indicator
- Long term stability 0.1 % / year



SERVICE

Pressure inlet: Non-corrosive, non-ionic pressure media, such as dry air and dry gases.

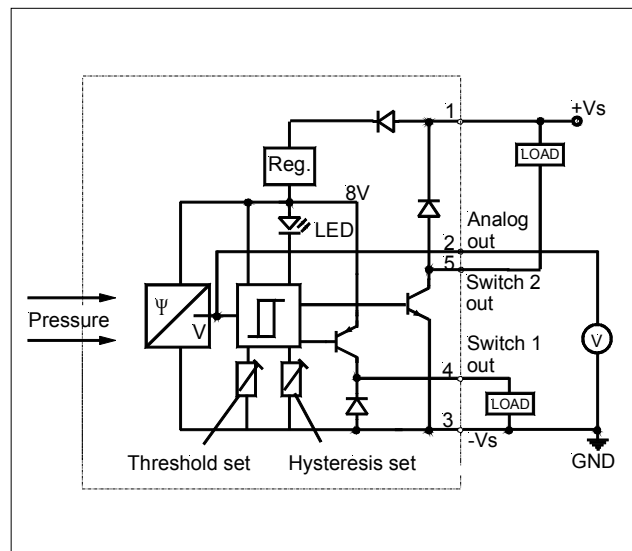
Scale: 1 cm
1 inch

SPECIFICATIONS

Maximum ratings

Supply voltage	11 to 30 V
Output current	
Analog output	20 mA
Switching output 1 (pnp)	100 mA
Switching output 2 (npn)	300 mA
Temperature limits	
Storage	-55 to 100°C
Operating	-40 to 85°C
Compensated	0 to 70°C
Proof pressure ¹	
BSWM...	1.4 bar
BSW001... to BSW005...	2 x rated press.
BSW010...	1.5 x rated press.

ELECTRICAL BLOCK DIAGRAM



BSW Series

Solid state pressure switch with analog output

PERFORMANCE CHARACTERISTICS (unless otherwise noted $V_s = 15\text{ V}$, $t_{amb} = 25^\circ\text{C}$)

Characteristics		Min.	Typ.	Max.	Unit
Operating pressure (differential/gage) ²	BSWM070D...	0		70	mbar
	BSWM350D...	0		350	
Operating pressure (absolute) ³	BSW001D...	0		1	bar
	BSW002D...	0		2	
	BSW005D...	0		5	
	BSW010D...	0		10	
	BSW001A...	0		1	
	BSW002A...	0		2	
	BSW005A...	0		5	

ANALOG OUTPUT

Zero pressure offset		0.8	1.0	1.2	V
Full scale output		4.8	5.0	5.2	
Full scale span ⁴			4.0		
Non-linearity and hysteresis (BSL) ⁵			0.2	1.0	%FSO
Thermal effects (0 - 70°C) ⁶					%FSO/°C
Combined offset and span	BSWM070D...		±0.04	±0.20	
	BSWM350D...		±0.03	±0.15	
	all others		±0.02	±0.10	
Long term stability ⁷			0.1		%FSO

SWITCHING OUTPUT

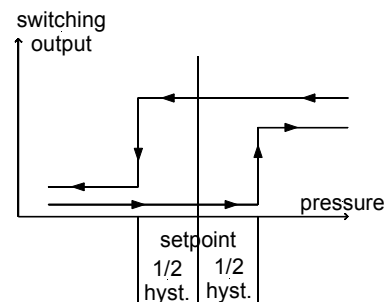
Switching output 1	pnp, open collector, load switched to ground			
Switching output 2	npn, open collector, load switched to +Vs			
Output voltage (high) Switching output 1	7	7.5		V
Output voltage (low) Switching output 2		0.5	1.2	
Status indication	red LED			
Threshold point setting ⁸	20		100	%
Hysteresis setting ⁸	1		10	
Switching frequency			1	kHz
Switch point repeatability		0.2		%FSO

Specification notes:

- Proof pressure is the maximum pressure which may be applied without causing damage to the sensing element.
- The output signal of all BSW...D-PCB is proportional to the pressure applied to port P2, relative to port P1, e.g. the output signal increases when vacuum is applied to port P1 relative to port P2.
- The output signal of all BSW...A-PCB is proportional to the absolute pressure applied to port P1.
- Span is the algebraic difference between the output at full scale pressure and offset.
- Non-linearity refers to the **Best Straight Line** fit measured for offset, full scale and 1/2 full scale pressure.
- Temperature shift tested and guaranteed at 70°C relative to 25°C. All specs are shown relative to 25°C.
- Difference in output/switch point at any pressure within the operating pressure range and temperature within 0 - 70°C after:
 - 1000 temperature cycles, 0 - 70°C
 - 1 million pressure cycles 0 bar to full scale pressure
- Hysteresis setting has a direct influence on the switching points when the pressure increases or decreases.
The switching points can be calculated as follows:

Output going active (LED on)
when pressure exceeds SET POINT + hysteresis/2

Output going inactive (LED off)
when pressure falls below SET POINT - hysteresis/2

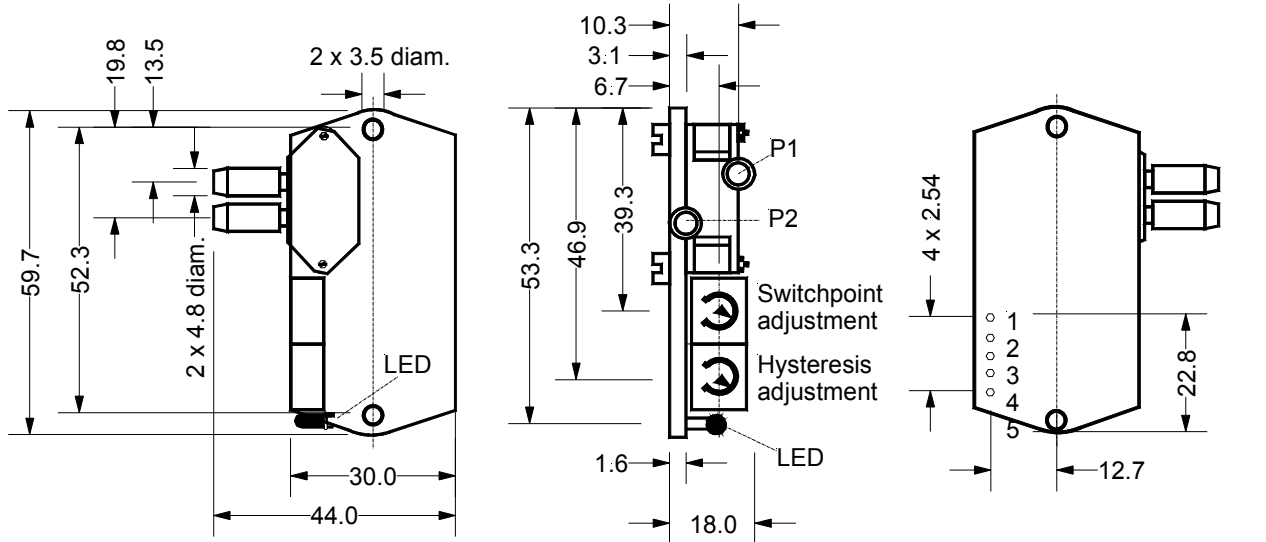


BSW Series

Solid state pressure switch with analog output

PHYSICAL DIMENSIONS

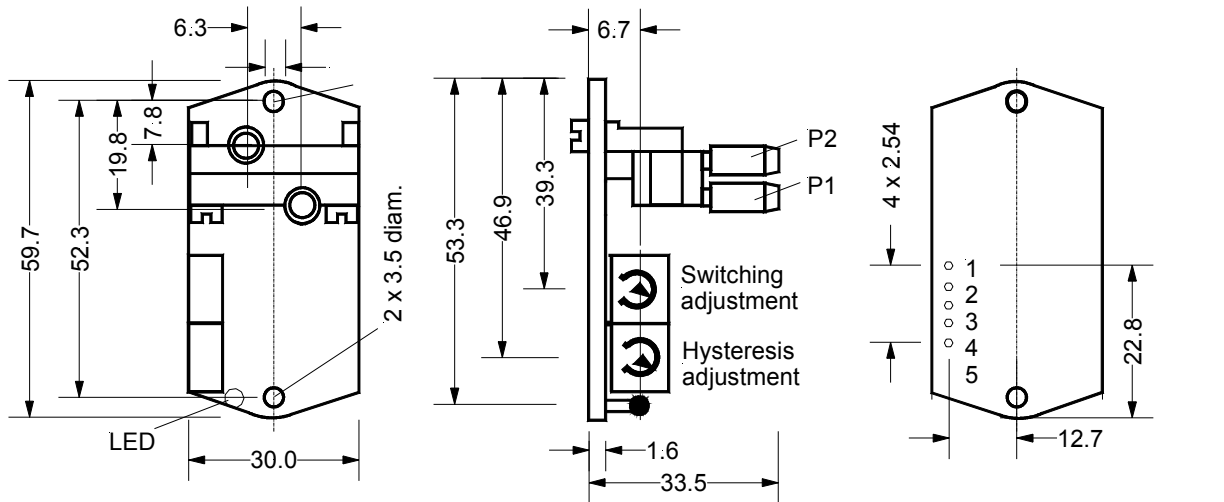
BSW...V-PCB



mass: 18 g

dimensions in mm

BSW...H-PCB



mass: 21 g

dimensions in mm

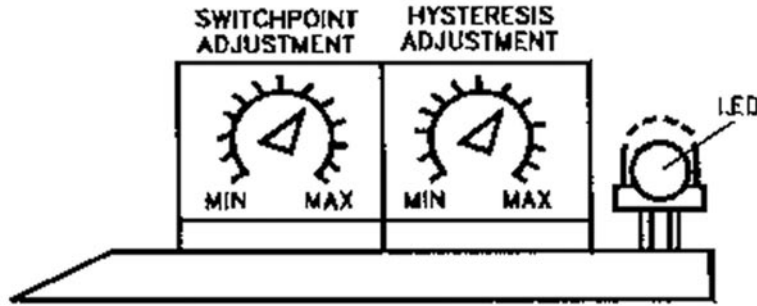
Pin connection

Pin	Connection
1	+Vs
2	Vout (analog)
3	-Vs (GND)
4	Switch 1 (out)
5	Switch 2 (out)

BSW Series

Solid state pressure switch with analog output

HYSTERESIS AND SWITCH POINT SETTING



Function	Change per scale unit
Hysteresis	≈ 0.9 %FS
Switching point	≈ 7.3 %FS

ORDERING INFORMATION

Pressure range	Part number	
	Side facing ports	Top facing ports
Differential/Gage devices 0 - 70 mbar 0 - 350 mbar 0 - 1 bar 0 - 2 bar 0 - 5 bar 0 - 10 bar	BSWM070DV-PCB BSWM350DV-PCB BSW001DV-PCB BSW002DV-PCB BSW005DV-PCB BSW010DV-PCB	BSWM070DH-PCB BSWM350DH-PCB BSW001DH-PCB BSW002DH-PCB BSW005DH-PCB BSW010DH-PCB
Absolute devices 0 - 1 bar 0 - 2 bar 0 - 5 bar	BSW001AV-PCB BSW002AV-PCB BSW005AV-PCB	BSW001AH-PCB BSW002AH-PCB BSW005AH-PCB

Sensortech reserves the right to make changes to any products herein. Sensortech does not assume any liability arising out of the application or use of any product or circuit described herein, neither does it convey any license under its patent rights nor the rights of others.