

## Coaxial Arrester



- It is a connector developed to protect the equipment from the voltage of surge by the thunder by discharging the gas arrester.
- The voltage of the thunder surge which invaded from the antenna is prevented from joining the base bureau circuit.
- The gas arrester is built-in in the connector.
- It is possible to correspond to the usage that the use frequency band region is wide, and various.

## APPLICATION

PHS base station, cellular phone base station, ETC, wireless LAN, and antennas.

## SPECIFICATION

Characteristic Impedance	50 $\Omega$
Insulation resistance	100M $\Omega$ min. at 100V DC
Contact resistance	6m $\Omega$ max.
VSWR	N Type 1.2max. at DC~6GHz TNC Type 1.25max. at DC~6GHz SMA(DM)Type 1.2max. at DC~3GHz
Insulation Loss	0.3dBmax. at DC~6GHz
DC Breakdown Voltage	150Vmin. at 100V/sec
Impact Breakdown Voltage	700Vmin. at 1000V/ $\mu$ sec
Max. Impact Discharge Current	10KA max. (8/20 $\mu$ sec)

## MATERIAL/FINISH

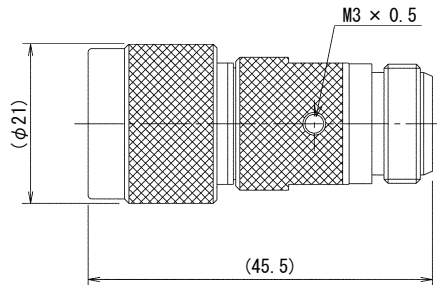
Contact	Copper alloy/Gold plating
Shell	Copper alloy/Nickel plating
Insulator	PTFE

## ARR Series

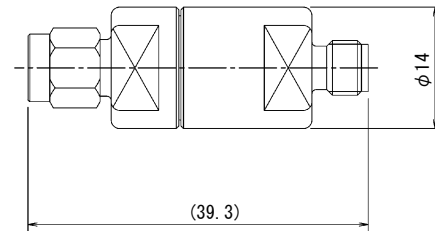
Unit : mm

■ Coaxial Arrester

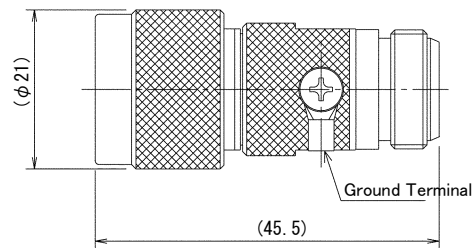
## ARR-N-SA-JP-D1



## ARR-DM-SA-JP

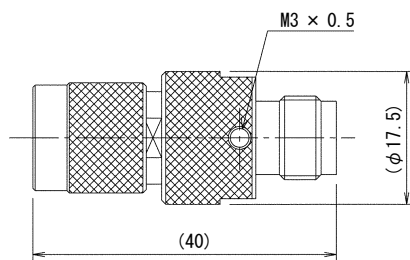


## ARR-N-SA-JP-1-D1

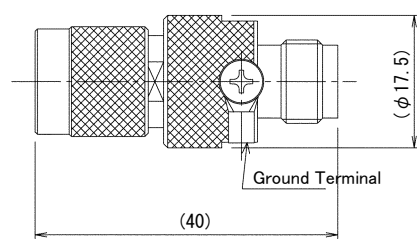


Ground Applicable Cable:AWG16 ~ 22

## ARR-TNC-SA-JP-D1



## ARR-TNC-SA-JP-1-D1



Ground Applicable Cable:AWG16 ~ 22