

TOSHIBA Field Effect Transistor Silicon N-Channel MOS Type (High-speed U-MOSIII)

TPC8009-H

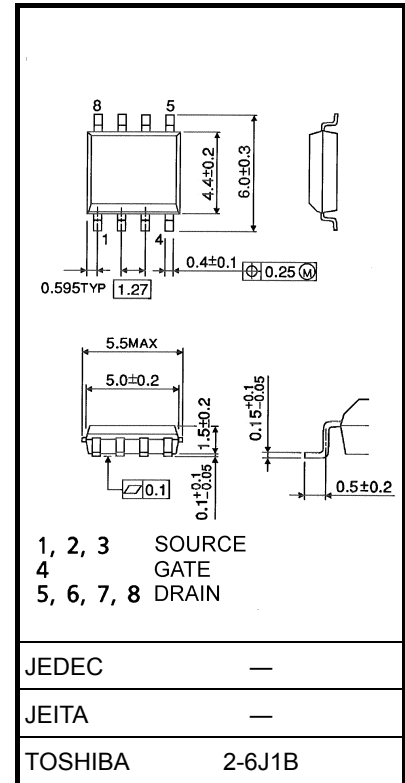
High-Efficiency DC/DC Converter Applications

Notebook PC Applications

Portable-Equipment Applications

- Small footprint due to a small and thin package
- High-speed switching
- Small gate charge: $Q_{SW} = 9.1 \text{ nC (typ.)}$
- Low drain-source ON-resistance: $R_{DS(ON)} = 8 \text{ m}\Omega \text{ (typ.)}$
- High forward transfer admittance: $|Y_{fs}| = 16 \text{ S (typ.)}$
- Low leakage current: $I_{DSS} = 10 \text{ }\mu\text{A (max) (}V_{DS} = 30 \text{ V)}$
- Enhancement mode: $V_{th} = 1.1 \text{ to } 2.3 \text{ V (}V_{DS} = 10 \text{ V, } I_D = 1 \text{ mA)}$

Unit: mm



Weight: 0.085 g (typ.)

Absolute Maximum Ratings (Ta = 25°C)

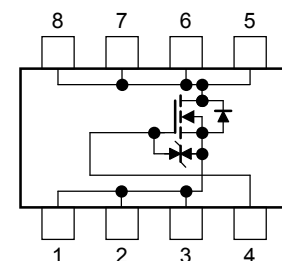
| Characteristic | | Symbol | Rating | Unit |
|--|-------------------------------------|-----------|------------|------|
| Drain-source voltage | | V_{DSS} | 30 | V |
| Drain-gate voltage ($R_{GS} = 20 \text{ k}\Omega$) | | V_{DGR} | 30 | V |
| Gate-source voltage | | V_{GSS} | ± 20 | V |
| Drain current | DC (Note 1) | I_D | 13 | A |
| | Pulse (Note 1) | I_{DP} | 52 | |
| Drain power dissipation | ($t = 10 \text{ s}$) (Note 2a) | P_D | 1.9 | W |
| Drain power dissipation | ($t = 10 \text{ s}$) (Note 2b) | P_D | 1.0 | W |
| Single-pulse avalanche energy | (Note 3) | E_{AS} | 219 | mJ |
| Avalanche current | | I_{AR} | 13 | A |
| Repetitive avalanche energy | (Note 2a) (Note 4) | E_{AR} | 0.19 | mJ |
| Channel temperature | | T_{ch} | 150 | °C |
| Storage temperature range | | T_{stg} | -55 to 150 | °C |

Note: For Notes 1 to 4, refer to the next page.

Using continuously under heavy loads (e.g. the application of high temperature/current/voltage and the significant change in temperature, etc.) may cause this product to decrease in the reliability significantly even if the operating conditions (i.e. operating temperature/current/voltage, etc.) are within the absolute maximum ratings. Please design the appropriate reliability upon reviewing the Toshiba Semiconductor Reliability Handbook ("Handling Precautions"/Derating Concept and Methods) and individual reliability data (i.e. reliability test report and estimated failure rate, etc.).

This transistor is an electrostatic-sensitive device. Handle with care.

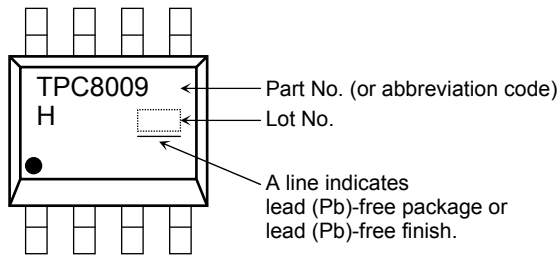
Circuit Configuration



Thermal Characteristics

| Characteristic | Symbol | Max | Unit |
|--|----------------|------|------|
| Thermal resistance, channel to ambient (t = 10 s) (Note 2a) | $R_{th(ch-a)}$ | 65.8 | °C/W |
| Thermal resistance, channel to ambient (t = 10 s) (Note 2b) | $R_{th(ch-a)}$ | 125 | °C/W |

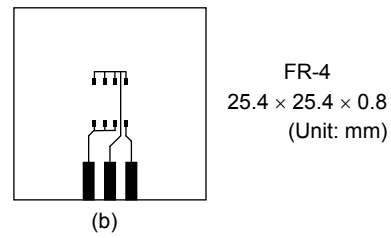
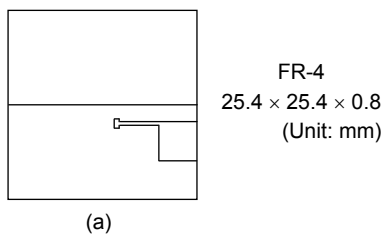
Marking (Note 5)



Note 1: The channel temperature should not exceed 150°C during use.

Note 2: (a) Device mounted on a glass-epoxy board (a)

(b) Device mounted on a glass-epoxy board (b)

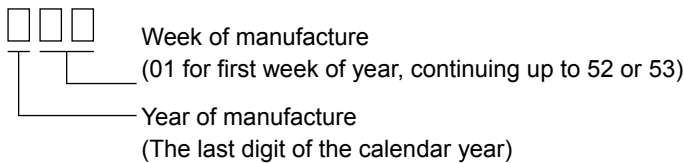


Note 3: $V_{DD} = 24\text{ V}$, $T_{ch} = 25^\circ\text{C}$ (initial), $L = 1.0\text{ mH}$, $R_G = 25\ \Omega$, $I_{AR} = 13\text{ A}$

Note 4: Repetitive rating: pulse width limited by max channel temperature.

Note 5: • on the lower left of the marking indicates Pin 1.

* Weekly code: (Three digits)

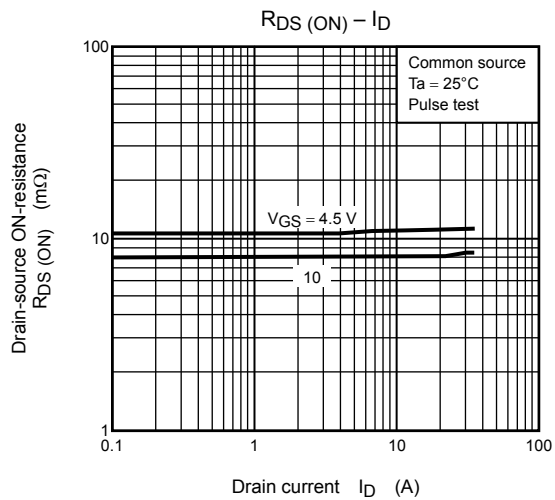
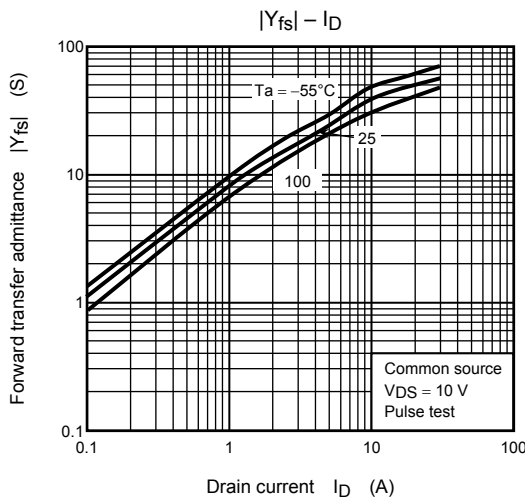
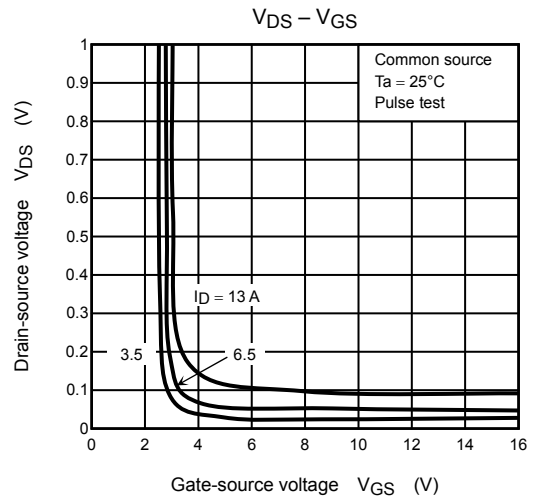
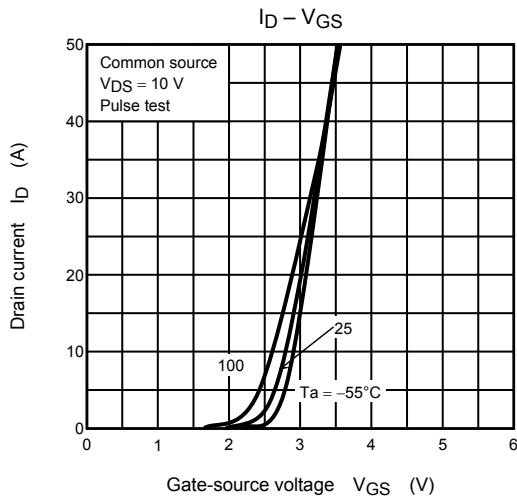
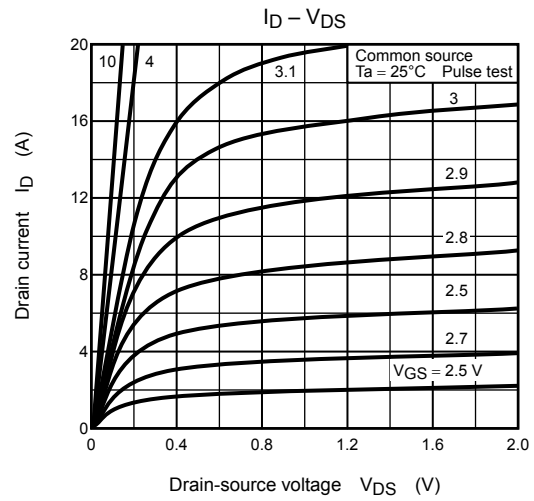
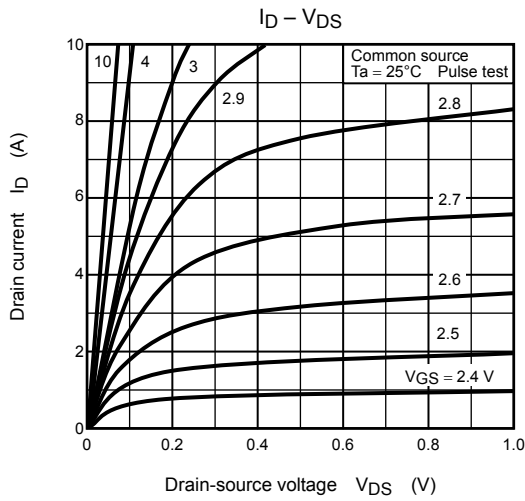


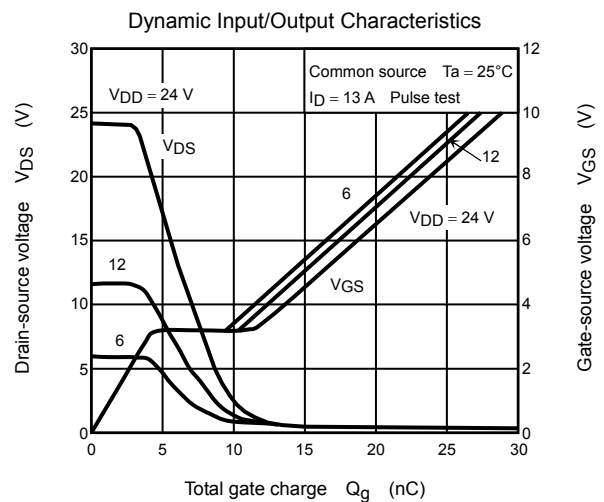
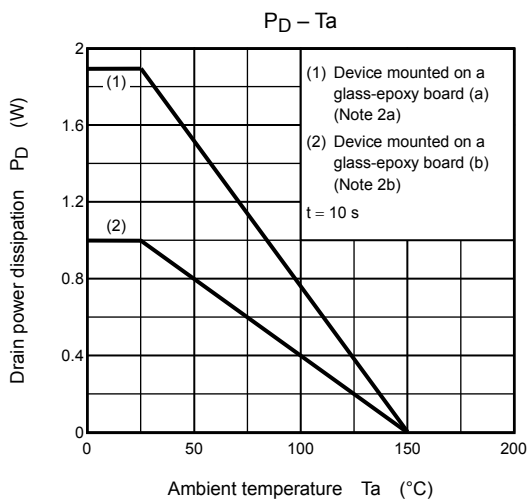
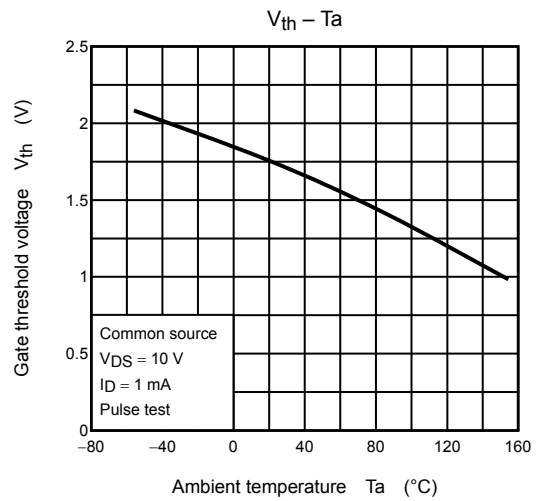
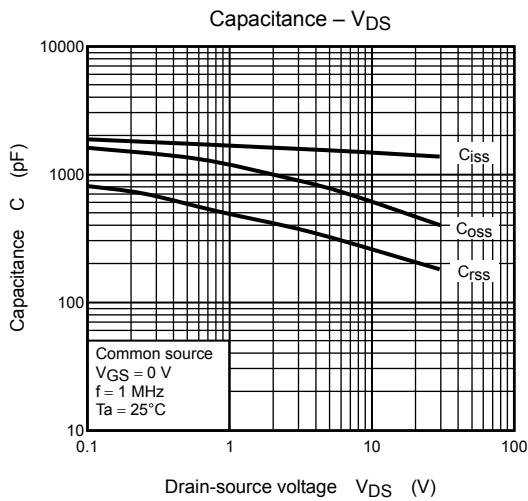
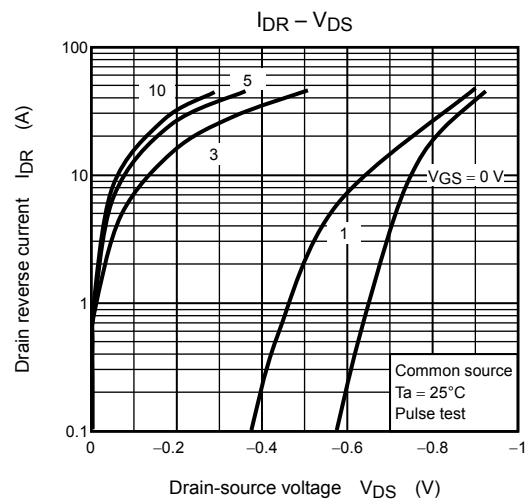
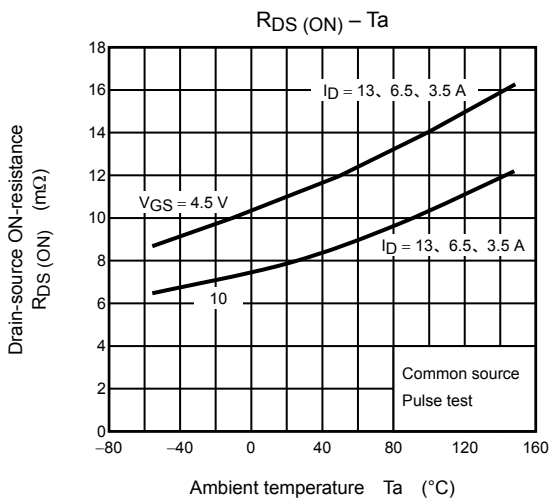
Electrical Characteristics (Ta = 25°C)

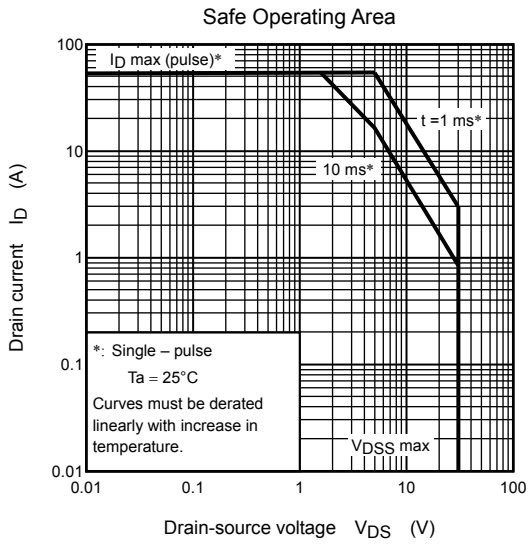
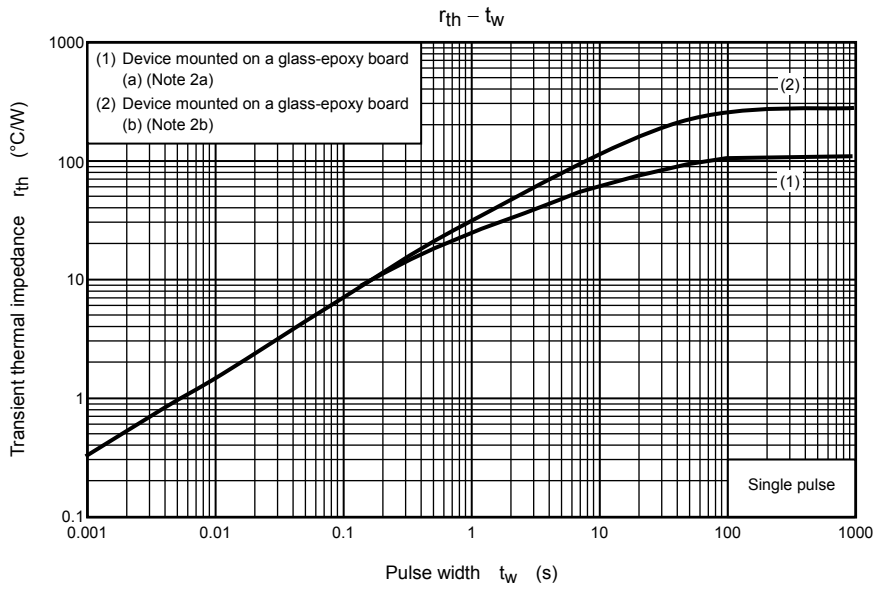
| Characteristic | | Symbol | Test Condition | Min | Typ. | Max | Unit |
|---|---------------|---------------|---|-----|------|----------|------------------|
| Gate leakage current | | I_{GSS} | $V_{GS} = \pm 16 \text{ V}, V_{DS} = 0 \text{ V}$ | — | — | ± 10 | μA |
| Drain cutoff current | | I_{DSS} | $V_{DS} = 30 \text{ V}, V_{GS} = 0 \text{ V}$ | — | — | 10 | μA |
| Drain-source breakdown voltage | | $V_{(BR)DSS}$ | $I_D = 10 \text{ mA}, V_{GS} = 0 \text{ V}$ | 30 | — | — | V |
| | | $V_{(BR)DSX}$ | $I_D = 10 \text{ mA}, V_{GS} = -20 \text{ V}$ | 15 | — | — | |
| Gate threshold voltage | | V_{th} | $V_{DS} = 10 \text{ V}, I_D = 1 \text{ mA}$ | 1.1 | — | 2.3 | V |
| Drain-source ON-resistance | | $R_{DS(ON)}$ | $V_{GS} = 4.5 \text{ V}, I_D = 6.5 \text{ A}$ | — | 11 | 15 | $\text{m}\Omega$ |
| | | | $V_{GS} = 10 \text{ V}, I_D = 6.5 \text{ A}$ | — | 8 | 10 | |
| Forward transfer admittance | | $ Y_{fs} $ | $V_{DS} = 10 \text{ V}, I_D = 6.5 \text{ A}$ | 8 | 16 | — | S |
| Input capacitance | | C_{iss} | $V_{DS} = 10 \text{ V}, V_{GS} = 0 \text{ V}, f = 1 \text{ MHz}$ | — | 1460 | — | pF |
| Reverse transfer capacitance | | C_{rss} | | — | 250 | — | |
| Output capacitance | | C_{oss} | | — | 600 | — | |
| Switching time | Rise time | t_r | <p>$V_{GS} = 10 \text{ V}$ 0 V $I_D = 6.5 \text{ A}$ V_{OUT} 4.7Ω $R_L = 2.3 \Omega$ $V_{DD} \approx 15 \text{ V}$ Duty $\leq 1\%$, $t_w = 10 \mu\text{s}$</p> | — | 5 | — | ns |
| | Turn-on time | t_{on} | | — | 13 | — | |
| | Fall time | t_f | | — | 12 | — | |
| | Turn-off time | t_{off} | | — | 37 | — | |
| Total gate charge (gate-source plus gate-drain) | | Q_g | $V_{DD} \approx 24 \text{ V}, V_{GS} = 10 \text{ V}, I_D = 13 \text{ A}$ | — | 29 | — | nC |
| | | | $V_{DD} \approx 24 \text{ V}, V_{GS} = 5 \text{ V}, I_D = 13 \text{ A}$ | — | 16 | — | |
| Gate-source charge 1 | | Q_{gs1} | $V_{DD} \approx 24 \text{ V}, V_{GS} = 10 \text{ V}, I_D = 13 \text{ A}$ | — | 4.2 | — | |
| Gate-drain ("Miller") charge | | Q_{gd} | $V_{DD} \approx 24 \text{ V}, V_{GS} = 10 \text{ V}, I_D = 13 \text{ A}$ | — | 7.3 | — | |
| Gate switch charge | | Q_{sw} | $V_{DD} \approx 24 \text{ V}, V_{GS} = 10 \text{ V}, I_D = 13 \text{ A}$ | — | 9.1 | — | |

Source-Drain Ratings and Characteristics (Ta = 25°C)

| Characteristic | | Symbol | Test Condition | Min | Typ. | Max | Unit |
|-------------------------|----------------|-----------|---|-----|------|------|------|
| Drain reverse current | Pulse (Note 1) | I_{DRP} | — | — | — | 52 | A |
| Forward voltage (diode) | | V_{DSF} | $I_{DR} = 13 \text{ A}, V_{GS} = 0 \text{ V}$ | — | — | -1.2 | V |







RESTRICTIONS ON PRODUCT USE

20070701-EN

- The information contained herein is subject to change without notice.
- TOSHIBA is continually working to improve the quality and reliability of its products. Nevertheless, semiconductor devices in general can malfunction or fail due to their inherent electrical sensitivity and vulnerability to physical stress. It is the responsibility of the buyer, when utilizing TOSHIBA products, to comply with the standards of safety in making a safe design for the entire system, and to avoid situations in which a malfunction or failure of such TOSHIBA products could cause loss of human life, bodily injury or damage to property.
In developing your designs, please ensure that TOSHIBA products are used within specified operating ranges as set forth in the most recent TOSHIBA products specifications. Also, please keep in mind the precautions and conditions set forth in the "Handling Guide for Semiconductor Devices," or "TOSHIBA Semiconductor Reliability Handbook" etc.
- The TOSHIBA products listed in this document are intended for usage in general electronics applications (computer, personal equipment, office equipment, measuring equipment, industrial robotics, domestic appliances, etc.). These TOSHIBA products are neither intended nor warranted for usage in equipment that requires extraordinarily high quality and/or reliability or a malfunction or failure of which may cause loss of human life or bodily injury ("Unintended Usage"). Unintended Usage include atomic energy control instruments, airplane or spaceship instruments, transportation instruments, traffic signal instruments, combustion control instruments, medical instruments, all types of safety devices, etc.. Unintended Usage of TOSHIBA products listed in this document shall be made at the customer's own risk.
- The products described in this document shall not be used or embedded to any downstream products of which manufacture, use and/or sale are prohibited under any applicable laws and regulations.
- Please contact your sales representative for product-by-product details in this document regarding RoHS compatibility. Please use these products in this document in compliance with all applicable laws and regulations that regulate the inclusion or use of controlled substances. Toshiba assumes no liability for damage or losses occurring as a result of noncompliance with applicable laws and regulations.