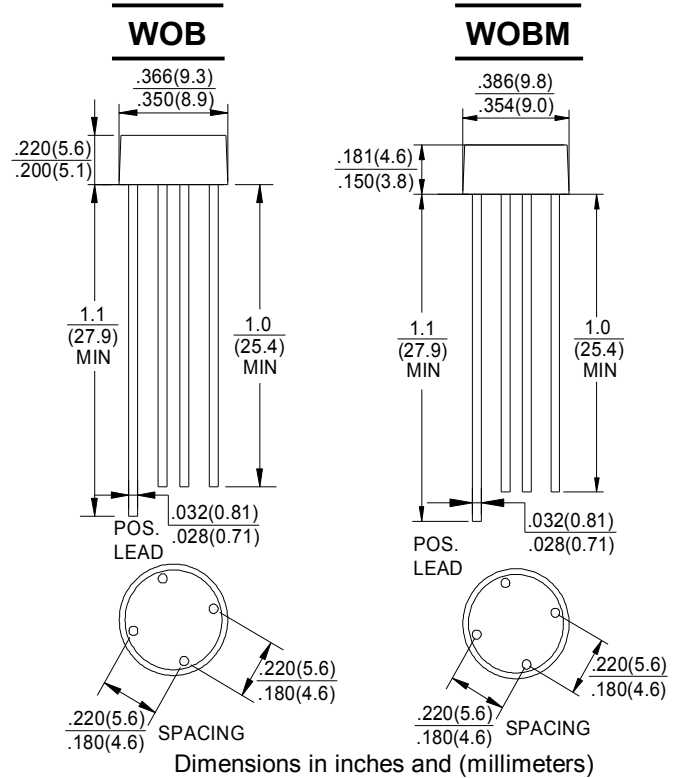


## SILICON BRIDGE RECTIFIERS

REVERSE VOLTAGE - **50 to 1000**Volts  
 FORWARD CURRENT - **2.0** Amperes

### FEATURES

- Surge overload rating -60 amperes peak
- Ideal for printed circuit board
- Reliable low cost construction utilizing molded plastic technique results in expensive product
- Mounting position: Any
- Lead: Sliver plated copper lead



### MAXIMUM RATINGS AND ELECTRICAL CHARACTERISTICS

Rating at 25°C ambient temperature unless otherwise specified.

Single phase, half wave ,60Hz, resistive or inductive load.

For capacitive load, derate current by 20%

CHARACTERISTICS	SYMBOL	2W005	2W01	2W02	2W04	2W06	2W08	2W10	UNIT
		2W005M	2W01M	2W02M	2W04M	2W06M	2W08M	2W10M	
Maximum Recurrent Peak Reverse Voltage	V <sub>RRM</sub>	50	100	200	400	600	800	1000	V
Maximum RMS Voltage	V <sub>RMS</sub>	35	70	140	280	420	560	700	V
Maximum DC Blocking Voltage	V <sub>DC</sub>	50	100	200	400	600	800	1000	V
Maximum Average Forward Rectified Current 0.375" (9.5mm) Lead Lengths @T <sub>A</sub> =25 °C	I <sub(av)< sub=""></sub(av)<>	2.0							A
Peak Forward Surge Current , 8.3ms Single Half Sine-Wave Super Imposed on Rated Load (JEDEC Method)	I <sub>FSM</sub>	60							A
I <sup>2</sup> t Rating for Fusing (t<8.3ms)	I <sup>2</sup> t	15.0							A <sup>2</sup> s
Maximum Forward Voltage Drop Per Element at 2.0A Peak	V <sub>F</sub>	1.1							V
Maximum DC Reverse Current at Rated DC Blocking Voltage T <sub>J</sub> =25°C T <sub>J</sub> =100°C	I <sub>R</sub>	10.0 1.0							μA mA
Typical Junction Capacitance Per Element (Note1)	C <sub>J</sub>	30							pF
Operating Temperature Range	T <sub>J</sub>	-55 to +125							°C
Storage Temperature Range	T <sub>STG</sub>	-55 to +150							°C

Note:1.Measured at 1.0MHz and applied reverse voltage of 4.0V DC.

FIG.1-DERATING CURVE FOR  
 OUTPUT RECTIFIED CURRENT

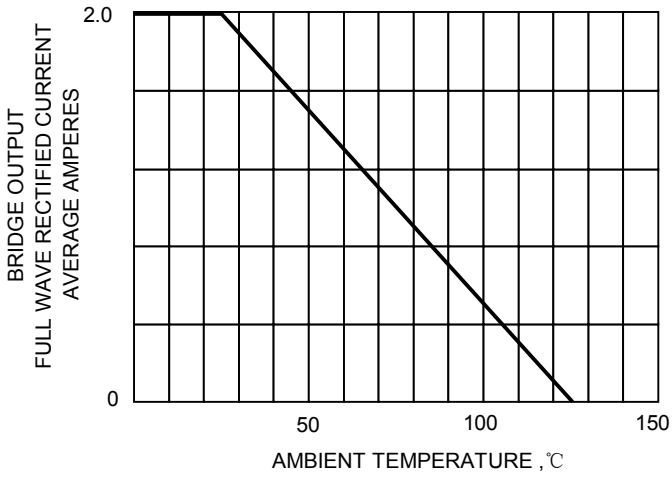


FIG.2-MAXIMUM NON-REPETITIVE PEAK  
 FORWARD SURGE CURRENT

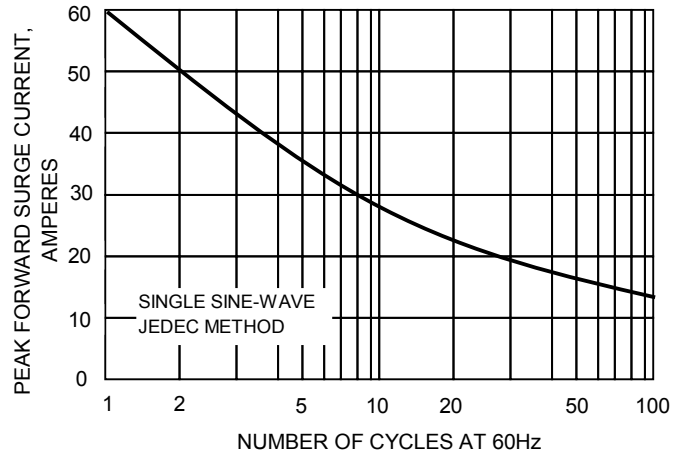


FIG.3-TYPICAL REVERSE CHARACTERISTICS

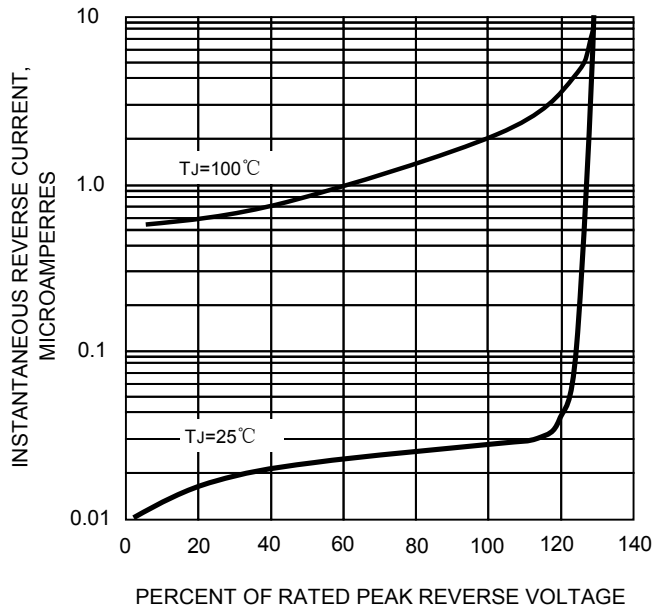


FIG.3-TYPICAL FORWARD CHARACTERISTICS

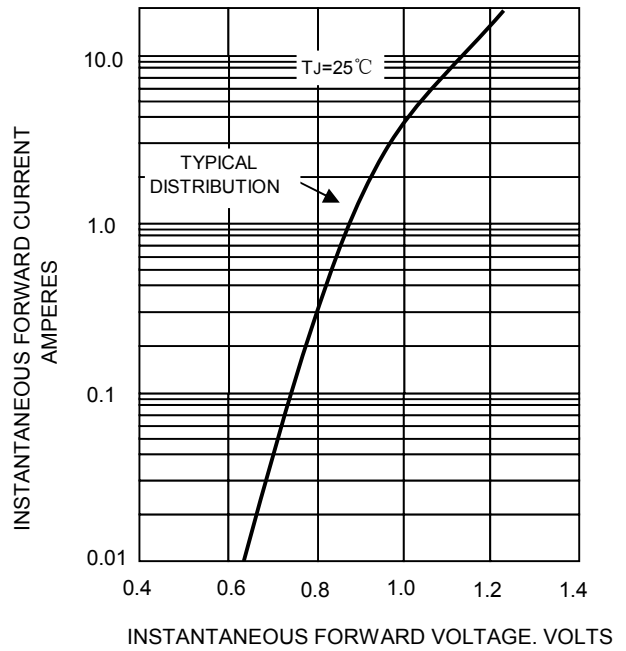


FIG.5-TYPICAL JUNCTION CAPACITANCE PER BRIDGE ELEMENT

