

SMT Unshielded Power Inductors

Token has extended range of power inductors with new series (TPUxxxA)

► Preview

Miniaturisation of today's electrical and electronic devices requires component manufacturers to increase the performance of components without increasing footprint. Token's latest (TPUxxxA) wirewound chip inductor series offers improved performance in the same compact, low-profile case size.

The (TPUxxxA) series is designed for DC-DC converter applications and features reduced DC resistance and increased allowable current. In DC-DC converters and power supplies, the performance of the power components directly affects the overall efficiency of the supply, so it is of paramount importance.

The TPU31A series of wirewound chip inductors is low profile at 1.1 ± 0.3 mm maximum and is available in 1.0 uH to 120 uH denominations. The series features low DC resistance, down to 0.06Ω , and high rated current; up to 1.4A is supported. All parts are low cast with open magnetic circuit construction and good for high mounting density.

Full (TPUxxxA) series conform to the RoHS directive and Lead-free. Custom parts are available on request. Token will also produce devices outside these specifications to meet specific customer requirements, please contact our sales for more information.

Features :

- Compact size and thin.
- Open magnetic circuit construction.
- The electrode with ferrite core directly, good for high mounting density.

Applications :

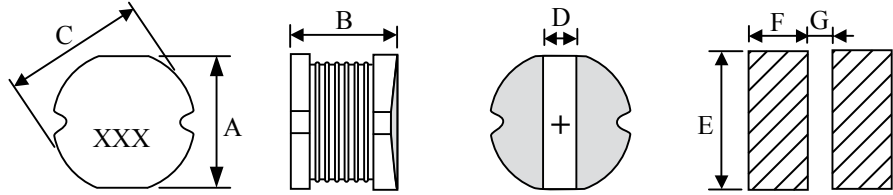
- VTR, OA equipment, LCD television set, Notebook.
- Portable communication equipments, DC/DC converters, etc..



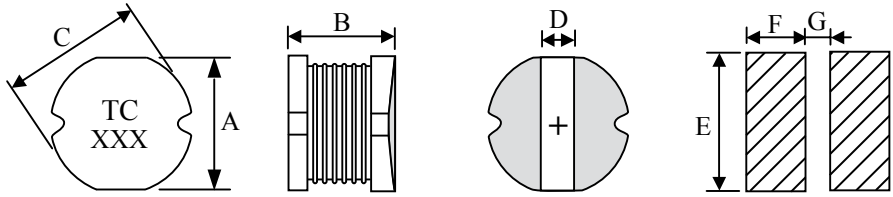
www.token.com.tw

▶ (TPU31A/31/32/42/43/52/53/54/73/75/104/105/106) Dimensions & Configurations

TC31A / TC31 / TC32 / TC42 / TC43



TC52 / TC53 / TC54 / TC73 / TC75 / TC104 / TC105 / TC106



Type	A ± 0.3	B	ΦC ± 0.3	D(Ref)	E(Ref)	F(Ref)	G(Ref)
TPU31A	3.0	1.1 ± 0.3	3.5	1.2	3.5	1.10	1.2
TPU31	3.0	1.6 ± 0.3	3.5	1.2	3.5	1.10	1.2
TPU32	3.0	2.3(max)	3.5	1.2	3.5	1.60	0.8
TPU42	4.0	2.2 ± 0.3	4.5	1.5	4.5	1.75	1.5
TPU43	4.0	3.2 ± 0.3	4.5	1.5	4.5	2.10	0.8
TPU52	5.2	2.5 ± 0.3	5.8	2.0	5.5	2.25	1.5
TPU53	5.2	3.0 ± 0.3	5.8	2.0	5.5	2.25	1.5
TPU54	5.2	4.5 ± 0.3	5.8	2.0	5.5	2.25	1.5
TPU73	7.0	3.5 ± 0.3	7.8	2.5	7.5	3.05	1.9
TPU75	7.0	5.0 ± 0.3	7.8	2.5	7.5	3.05	1.9
TPU104	9.0	4.0 ± 0.3	10.0	2.9	9.5	3.65	2.5
TPU105	9.0	5.4 ± 0.3	10.0	2.9	9.5	3.65	2.5
TPU106	9.0	6.6 ± 0.5	10.0	3.1	9.5	3.75	2.5

Note: Design as Customer's Requested Specifications.

▶ (TPU31A) Electrical Characteristics

Part Number	Inductance(μ H)	Test Freq.(KHz)	DCR (Ω)(max)	IDC (A)(max)
TPU31A - 1R0M	1.00	100	0.06	1.4
TPU31A - 2R2M	2.20	100	0.11	1.05
TPU31A - 3R3M	3.30	100	0.15	0.80
TPU31A - 4R7M	4.70	100	0.21	0.75
TPU31A - 5R6M	5.60	100	0.25	0.65
TPU31A - 6R8M	6.80	100	0.30	0.56
TPU31A - 8R2M	8.20	100	0.38	0.50
TPU31A - 100K	10.00	100	0.44	0.45
TPU31A - 120K	12.00	100	0.50	0.43
TPU31A - 150K	15.00	100	0.61	0.39
TPU31A - 180K	18.00	100	0.73	0.32
TPU31A - 220K	22.00	100	0.91	0.28
TPU31A - 270K	27.00	100	1.15	0.26
TPU31A - 330K	33.00	100	1.39	0.25
TPU31A - 390K	39.00	100	1.88	0.23
TPU31A - 470K	47.00	100	2.26	0.21
TPU31A - 560K	56.00	100	2.69	0.20
TPU31A - 680K	68.00	100	3.18	0.18
TPU31A - 820K	82.00	100	3.67	0.16
TPU31A - 101K	100.00	1	4.94	0.14
TPU31A - 121K	120.00	1	5.35	0.12

Note: Test Freq. L: 1.0-82 μ H at 100KHz / 0.25V. Above in the 100 μ H at 1KHz / 0.3V.

Operating Temp.: -40°C ~ +85°C.

Inductance Drop=10% typ. at IDC.

▶ (TPU31) Electrical Characteristics

Part Number	Inductance(μ H)	Test Freq.(KHz)	DCR (Ω)(max)	IDC (A)(max)
TPU31 - 1R0M	1.00	100	0.05	1.60
TPU31 - 1R5M	1.50	100	0.10	1.55
TPU31 - 2R2M	2.20	100	0.08	1.47
TPU31 - 3R3M	3.30	100	0.13	1.34
TPU31 - 3R9M	3.90	100	0.14	1.24
TPU31 - 4R7M	4.70	100	0.16	1.22
TPU31 - 5R6M	5.60	100	0.19	1.09
TPU31 - 6R8M	6.80	100	0.21	0.96
TPU31 - 8R2M	8.20	100	0.24	0.84
TPU31 - 100K	10.00	100	0.31	0.70
TPU31 - 120K	12.00	100	0.37	0.65
TPU31 - 150K	15.00	100	0.47	0.59
TPU31 - 180K	18.00	100	0.52	0.54
TPU31 - 220K	22.00	100	0.66	0.48
TPU31 - 270K	27.00	100	0.77	0.43
TPU31 - 330K	33.00	100	1.02	0.37
TPU31 - 390K	39.00	100	1.12	0.32
TPU31 - 470K	47.00	100	1.51	0.26
TPU31 - 560K	56.00	100	1.68	0.24
TPU31 - 680K	68.00	100	1.92	0.23
TPU31 - 820K	82.00	100	2.64	0.21
TPU31 - 101K	100.00	1	2.87	0.19
TPU31 - 121K	120.00	1	4.08	0.17
TPU31 - 151K	150.00	1	4.77	0.16
TPU31 - 181K	180.00	1	5.70	0.14
TPU31 - 221K	220.00	1	9.00	0.12

Note: Test Freq. L: 1.0-82uH at 100KHz / 0.25V. Above in the 100uH at 1KHz / 0.3V.

Operating Temp.: -40°C ~ +85°C.

Inductance Drop=10% typ. at IDC.

▶ (TPU32) Electrical Characteristics

Part Number	Inductance(μ H)	Test Freq.(KHz)	DCR (Ω)(max)	IDC (A)(max)
TPU32 - 1R0M	1.00	100	0.045	2.20
TPU32 - 1R2M	1.20	100	0.050	2.10
TPU32 - 1R5M	1.50	100	0.055	1.70
TPU32 - 1R8M	1.80	100	0.070	1.65
TPU32 - 2R2M	2.20	100	0.085	1.60
TPU32 - 2R7M	2.70	100	0.100	1.40
TPU32 - 3R3M	3.30	100	0.120	1.05
TPU32 - 3R9M	3.90	100	0.125	1.00
TPU32 - 4R7M	4.70	100	0.135	1.00
TPU32 - 5R6M	5.60	100	0.145	0.95
TPU32 - 6R8M	6.80	100	0.200	0.95
TPU32 - 8R2M	8.20	100	0.250	0.92
TPU32 - 100K	10.00	100	0.320	0.90
TPU32 - 120K	12.00	100	0.350	0.85
TPU32 - 150K	15.00	100	0.460	0.75
TPU32 - 180K	18.00	100	0.520	0.70
TPU32 - 220K	22.00	100	0.650	0.60
TPU32 - 270K	27.00	100	0.750	0.55
TPU32 - 330K	33.00	100	0.920	0.50
TPU32 - 390K	39.00	100	1.000	0.48
TPU32 - 470K	47.00	100	1.150	0.45
TPU32 - 560K	56.00	100	1.500	0.30
TPU32 - 680K	68.00	100	2.000	0.26
TPU32 - 820K	82.00	100	2.150	0.23
TPU32 - 101K	100.00	100	2.500	0.20
TPU32 - 121K	120.00	100	3.400	0.18
TPU32 - 151K	150.00	100	4.200	0.16
TPU32 - 181K	180.00	100	4.500	0.15
TPU32 - 221K	220.00	100	5.100	0.14
TPU32 - 271K	270.00	100	8.500	0.10
TPU32 - 331K	330.00	100	9.500	0.09

Note: Test Freq. at 100KHz / 0.1V.
 Operating Temp.: -40°C ~ +85°C.
 Inductance Drop=10% typ. at IDC.

▶ (TPU42) Electrical Characteristics

Part Number	Inductance(μ H)	Test Freq.(KHz)	DCR (Ω)(max)	IDC (A)(max)
TPU42 - 1R0M	1.00	100	0.03	3.50
TPU42 - 1R2M	1.20	100	0.03	3.20
TPU42 - 1R5M	1.50	100	0.04	3.00
TPU42 - 1R8M	1.80	100	0.05	2.80
TPU42 - 2R2M	2.20	100	0.06	2.40
TPU42 - 2R7M	2.70	100	0.07	2.1
TPU42 - 3R3M	3.30	100	0.09	1.95
TPU42 - 4R7M	4.70	100	0.12	1.60
TPU42 - 5R6M	5.60	100	0.14	1.50
TPU42 - 6R8M	6.80	100	0.17	1.40
TPU42 - 8R2M	8.20	100	0.21	1.30
TPU42 - 100K	10.00	100	0.23	1.20
TPU42 - 120K	12.00	100	0.30	1.10
TPU42 - 150K	15.00	100	0.36	1.00
TPU42 - 180K	18.00	100	0.47	0.90
TPU42 - 220K	22.00	100	0.52	0.80
TPU42 - 270K	27.00	100	0.68	0.70
TPU42 - 330K	33.00	100	0.79	0.65
TPU42 - 390K	39.00	100	0.97	0.60
TPU42 - 470K	47.00	100	1.11	0.55
TPU42 - 560K	56.00	100	1.44	0.50
TPU42 - 680K	68.00	100	1.61	0.40
TPU42 - 820K	82.00	100	2.03	0.35
TPU42 - 101K	100.00	1	2.37	0.32
TPU42 - 121K	120.00	1	3.29	0.30
TPU42 - 151K	150.00	1	3.7	0.27
TPU42 - 181K	180.00	1	5.11	0.25
TPU42 - 221K	220.00	1	5.7	0.22
TPU42 - 271K	270.00	1	6.51	0.20
TPU42 - 331K	330.00	1	9.62	0.19
TPU42 - 391K	390.00	1	10.75	0.18
TPU42 - 471K	470.00	1	10.22	0.15

Note: Test Freq. L: 1.0-82uH at 100KHz / 0.25V.Above in the 100uH at 1KHz / 0.3V.

Operating Temp.: -40°C ~ +85°C.

Inductance Drop=10% typ. at IDC.

▶ (TPU43) Electrical Characteristics

Part Number	Inductance(μ H)	Test Freq.(Hz)	DCR (Ω)(max)	IDC (A)(max)
TPU43 - 1R0M	1.00	7.96 M	0.033	3.80
TPU43 - 1R4M	1.40	7.96 M	0.038	3.30
TPU43 - 1R8M	1.80	7.96 M	0.042	2.91
TPU43 - 2R2M	2.20	7.96 M	0.047	2.60
TPU43 - 2R7M	2.70	7.96 M	0.052	2.43
TPU43 - 3R3M	3.30	7.96 M	0.058	2.15
TPU43 - 3R9M	3.90	7.96 M	0.076	1.98
TPU43 - 4R7M	4.70	7.96 M	0.094	1.70
TPU43 - 5R6M	5.60	7.96 M	0.101	1.60
TPU43 - 6R8M	6.80	7.96 M	0.117	1.41
TPU43 - 8R2M	8.20	7.96 M	0.132	1.26
TPU43 - 100K	10.00	2.52 M	0.182	1.15
TPU43 - 120K	12.00	2.52 M	0.210	1.05
TPU43 - 150K	15.00	2.52 M	0.235	0.92
TPU43 - 180K	18.00	2.52 M	0.338	0.84
TPU43 - 220K	22.00	2.52 M	0.378	0.76
TPU43 - 270K	27.00	2.52 M	0.522	0.71
TPU43 - 330K	33.00	2.52 M	0.540	0.64
TPU43 - 390K	39.00	2.52 M	0.587	0.59
TPU43 - 470K	47.00	2.52 M	0.844	0.54
TPU43 - 560K	56.00	2.52 M	0.937	0.50
TPU43 - 680K	68.00	2.52 M	1.117	0.46
TPU43 - 820K	82.00	1 K	1.345	0.45
TPU43 - 101K	100.00	1 K	1.520	0.44
TPU43 - 121K	120.00	1 K	1.800	0.43
TPU43 - 151K	150.00	1 K	2.000	0.42
TPU43 - 181K	180.00	1 K	3.200	0.38
TPU43 - 221K	220.00	1 K	3.400	0.36
TPU43 - 271K	270.00	1 K	3.900	0.34
TPU43 - 331K	330.00	1 K	5.300	0.28
TPU43 - 391K	390.00	1 K	5.900	0.24
TPU43 - 471K	470.00	1 K	6.800	0.21
TPU43 - 561K	560.00	1 K	8.500	0.20
TPU43 - 681K	680.00	1 K	10.000	0.18
TPU43 - 821K	820.00	1 K	13.400	0.15
TPU43 - 102K	1000.00	1 K	15.600	0.14

Note: 820 ~ 102 Test Freq.: 1KHz / 0.25V.

Operating Temp.: -40°C ~ +85°C.

Inductance Drop=10% typ. at IDC.

▶ (TPU52) Electrical Characteristics

Part Number	Inductance(μ H)	Test Freq.(KHz)	DCR (Ω)(max)	IDC (A)(max)
TPU52 - 1R2M	1.20	100	0.050	4.20
TPU52 - 1R5M	1.50	100	0.060	4.00
TPU52 - 1R8M	1.80	100	0.065	3.70
TPU52 - 2R2M	2.20	100	0.070	3.50
TPU52 - 2R7M	2.70	100	0.080	3.20
TPU52 - 3R3M	3.30	100	0.100	2.70
TPU52 - 3R9M	3.90	100	0.120	2.40
TPU52 - 4R7M	4.70	100	0.140	2.00
TPU52 - 5R6M	5.60	100	0.150	1.80
TPU52 - 6R8M	6.80	100	0.160	1.50
TPU52 - 8R2M	8.20	100	0.170	1.40
TPU52 - 100K	10.00	100	0.200	1.30
TPU52 - 120K	12.00	100	0.230	1.10
TPU52 - 150K	15.00	100	0.250	1.05
TPU52 - 180K	18.00	100	0.300	1.00
TPU52 - 220K	22.00	100	0.350	0.90
TPU52 - 270K	27.00	100	0.400	0.85
TPU52 - 330K	33.00	100	0.500	0.75
TPU52 - 390K	39.00	100	0.550	0.70
TPU52 - 470K	47.00	100	0.650	0.60
TPU52 - 560K	56.00	100	0.750	0.55
TPU52 - 680K	68.00	100	0.950	0.50
TPU52 - 820K	82.00	100	1.200	0.45
TPU52 - 101K	100.00	100	1.400	0.40
TPU52 - 121K	120.00	100	1.750	0.35
TPU52 - 151K	150.00	100	2.000	0.25
TPU52 - 181K	180.00	100	2.600	0.22
TPU52 - 221K	220.00	100	3.000	0.20
TPU52 - 271K	270.00	100	3.700	0.18
TPU52 - 331K	330.00	100	4.300	0.17
TPU52 - 391K	390.00	100	6.000	0.16
TPU52 - 471K	470.00	100	6.700	0.15

Note: Test Freq.: 100KHz / 0.1V.

Operating Temp.: -40°C ~ +85°C.

Inductance Drop=10% typ. at IDC.

▶ (TPU53) Electrical Characteristics

Part Number	Inductance(μ H)	Test Freq.(Hz)	DCR (Ω)(max)	IDC (A)(max)
TPU53 - 1R0M	1.00	7.96 M	0.030	4.50
TPU53 - 1R2M	1.20	7.96 M	0.030	4.20
TPU53 - 1R5M	1.50	7.96 M	0.030	4.10
TPU53 - 1R8M	1.80	7.96 M	0.030	3.70
TPU53 - 2R2M	2.20	7.96 M	0.030	3.50
TPU53 - 2R7M	2.70	7.96 M	0.040	3.20
TPU53 - 3R3M	3.30	7.96 M	0.050	2.80
TPU53 - 3R9M	3.90	7.96 M	0.060	2.60
TPU53 - 4R7M	4.70	7.96 M	0.070	2.50
TPU53 - 5R6M	5.60	7.96 M	0.080	2.40
TPU53 - 6R8M	6.80	7.96 M	0.090	2.20
TPU53 - 8R2M	8.20	7.96 M	0.100	2.00
TPU53 - 100K	10.00	2.52 M	0.120	1.80
TPU53 - 120K	12.00	2.52 M	0.130	1.75
TPU53 - 150K	15.00	2.52 M	0.150	1.70
TPU53 - 180K	18.00	2.52 M	0.180	1.60
TPU53 - 220K	22.00	2.52 M	0.220	1.50
TPU53 - 270K	27.00	2.52 M	0.240	1.40
TPU53 - 330K	33.00	2.52 M	0.300	1.10
TPU53 - 390K	39.00	2.52 M	0.400	1.00
TPU53 - 470K	47.00	2.52 M	0.430	0.90
TPU53 - 560K	56.00	2.52 M	0.500	0.85
TPU53 - 680K	68.00	2.52 M	0.600	0.80
TPU53 - 820K	82.00	2.52 M	0.800	0.65
TPU53 - 101K	100.00	1 K	0.900	0.60
TPU53 - 121K	120.00	1 K	1.000	0.58
TPU53 - 151K	150.00	1 K	1.300	0.43
TPU53 - 181K	180.00	1 K	1.500	0.41
TPU53 - 221K	220.00	1 K	2.000	0.38
TPU53 - 271K	270.00	1 K	2.500	0.35
TPU53 - 331K	330.00	1 K	3.200	0.28
TPU53 - 391K	390.00	1 K	3.500	0.26
TPU53 - 471K	470.00	1 K	4.200	0.20
TPU53 - 561K	560.00	1 K	4.500	0.19
TPU53 - 681K	680.00	1 K	6.000	0.18
TPU53 - 821K	820.00	1 K	6.500	0.15
TPU53 - 102K	1000.00	1 K	8.000	0.13

Note: 101~102 Test Freq.: 1KHz / 0.25V.
 Operating Temp.: -40°C ~ +85°C.
 Inductance Drop=10% typ. at IDC.

▶ (TPU54) Electrical Characteristics

Part Number	Inductance(μ H)	Test Freq.(Hz)	DCR (Ω)(max)	IDC (A)(max)
TPU54 - 1R0M	1.00	7.96 M	0.015	5.90
TPU54 - 1R2M	1.20	7.96 M	0.020	5.20
TPU54 - 1R5M	1.50	7.96 M	0.025	4.70
TPU54 - 1R8M	1.80	7.96 M	0.030	4.00
TPU54 - 2R2M	2.20	7.96 M	0.035	3.80
TPU54 - 2R7M	2.70	7.96 M	0.040	3.40
TPU54 - 3R3M	3.30	7.96 M	0.045	3.30
TPU54 - 3R9M	3.90	7.96 M	0.050	2.90
TPU54 - 4R7M	4.70	7.96 M	0.060	2.80
TPU54 - 5R6M	5.60	7.96 M	0.070	2.40
TPU54 - 6R8M	6.80	7.96 M	0.080	2.10
TPU54 - 8R2M	8.20	7.96 M	0.090	2.00
TPU54 - 100K	10.00	2.52 M	0.100	1.44
TPU54 - 120K	12.00	2.52 M	0.120	1.40
TPU54 - 150K	15.00	2.52 M	0.140	1.30
TPU54 - 180K	18.00	2.52 M	0.150	1.23
TPU54 - 220K	22.00	2.52 M	0.180	1.11
TPU54 - 270K	27.00	2.52 M	0.200	0.97
TPU54 - 330K	33.00	2.52 M	0.230	0.88
TPU54 - 390K	39.00	2.52 M	0.320	0.80
TPU54 - 470K	47.00	2.52 M	0.370	0.72
TPU54 - 560K	56.00	2.52 M	0.420	0.68
TPU54 - 680K	68.00	2.52 M	0.460	0.61
TPU54 - 820K	82.00	2.52 M	0.600	0.58
TPU54 - 101K	100.00	1 K	0.700	0.52
TPU54 - 121K	120.00	1 K	0.930	0.48
TPU54 - 151K	150.00	1 K	1.100	0.40
TPU54 - 181K	180.00	1 K	1.380	0.38
TPU54 - 221K	220.00	1 K	1.570	0.35
TPU54 - 271K	270.00	1 K	1.650	0.32
TPU54 - 331K	330.00	1 K	1.700	0.28
TPU54 - 391K	390.00	1 K	1.800	0.26
TPU54 - 471K	470.00	1 K	2.300	0.23
TPU54 - 561K	560.00	1 K	2.500	0.20
TPU54 - 681K	680.00	1 K	3.000	0.19
TPU54 - 821K	820.00	1 K	4.500	0.16
TPU54 - 102K	1000.00	1 K	4.800	0.14

Note: 101~102 Test Freq.: 1KHz / 0.25V.
 Operating Temp.: -40°C ~ +85°C.
 Inductance Drop=10% typ. at IDC.

▶ (TPU73) Electrical Characteristics

Part Number	Inductance(μ H)	Test Freq.(Hz)	DCR (Ω)(max)	IDC (A)(max)
TPU73 - 100K	10.00	2.52 M	0.080	1.44
TPU73 - 120K	12.00	2.52 M	0.090	1.39
TPU73 - 150K	15.00	2.52 M	0.100	1.24
TPU73 - 180K	18.00	2.52 M	0.110	1.12
TPU73 - 220K	22.00	2.52 M	0.130	1.07
TPU73 - 270K	27.00	2.52 M	0.150	0.94
TPU73 - 330K	33.00	2.52 M	0.170	0.85
TPU73 - 390K	39.00	2.52 M	0.220	0.74
TPU73 - 470K	47.00	2.52 M	0.250	0.68
TPU73 - 560K	56.00	2.52 M	0.280	0.64
TPU73 - 680K	68.00	2.52 M	0.330	0.59
TPU73 - 820K	82.00	2.52 M	0.410	0.54
TPU73 - 101K	100.00	1 K	0.480	0.51
TPU73 - 121K	120.00	1 K	0.540	0.49
TPU73 - 151K	150.00	1 K	0.750	0.40
TPU73 - 181K	180.00	1 K	1.020	0.36
TPU73 - 221K	220.00	1 K	1.200	0.31
TPU73 - 271K	270.00	1 K	1.310	0.29
TPU73 - 331K	330.00	1 K	1.500	0.28
TPU73 - 391K	390.00	1 K	1.800	0.26
TPU73 - 471K	470.00	1 K	1.950	0.23
TPU73 - 561K	560.00	1 K	2.300	0.21
TPU73 - 681K	680.00	1 K	2.700	0.13
TPU73 - 821K	820.00	1 K	3.200	0.11
TPU73 - 102K	1000.00	1 K	3.800	0.08

Note: 101~102 Test Freq.: 1KHz / 0.25V.

Operating Temp.: -40°C ~ +85°C.

Inductance Drop=10% typ. at IDC.

▶ (TPU75) Electrical Characteristics

Part Number	Inductance(μ H)	Test Freq.(Hz)	DCR (Ω)(max)	IDC (A)(max)
TPU75 - 100K	10.00	2.52 M	0.070	2.30
TPU75 - 120K	12.00	2.52 M	0.080	2.00
TPU75 - 150K	15.00	2.52 M	0.090	1.80
TPU75 - 180K	18.00	2.52 M	0.100	1.60
TPU75 - 220K	22.00	2.52 M	0.110	1.50
TPU75 - 270K	27.00	2.52 M	0.120	1.30
TPU75 - 330K	33.00	2.52 M	0.130	1.20
TPU75 - 390K	39.00	2.52 M	0.160	1.10
TPU75 - 470K	47.00	2.52 M	0.180	1.10
TPU75 - 560K	56.00	2.52 M	0.240	0.94
TPU75 - 680K	68.00	2.52 M	0.280	0.85
TPU75 - 820K	82.00	2.52 M	0.370	0.78
TPU75 - 101K	100.00	1 K	0.430	0.72
TPU75 - 121K	120.00	1 K	0.470	0.66
TPU75 - 151K	150.00	1 K	0.640	0.58
TPU75 - 181K	180.00	1 K	0.710	0.51
TPU75 - 221K	220.00	1 K	0.960	0.49
TPU75 - 271K	270.00	1 K	1.110	0.42
TPU75 - 331K	330.00	1 K	1.260	0.40
TPU75 - 391K	390.00	1 K	1.770	0.36
TPU75 - 471K	470.00	1 K	1.960	0.34
TPU75 - 561K	560.00	1 K	2.000	0.33
TPU75 - 681K	680.00	1 K	2.200	0.32
TPU75 - 821K	820.00	1 K	2.900	0.25
TPU75 - 102K	1000.00	1 K	3.900	0.20

Note: 101~102 Test Freq.: 1KHz / 0.25V.

Operating Temp.: -40°C ~ +85°C.

Inductance Drop=10% typ. at IDC.

▶ (TPU104) Electrical Characteristics

Part Number	Inductance(μ H)	Test Freq.(Hz)	DCR (Ω)(max)	IDC (A)(max)
TPU104 - 100K	10.00	2.52 M	0.053	2.38
TPU104 - 120K	12.00	2.52 M	0.061	2.13
TPU104 - 150K	15.00	2.52 M	0.070	1.87
TPU104 - 180K	18.00	2.52 M	0.081	1.73
TPU104 - 220K	22.00	2.52 M	0.088	1.60
TPU104 - 270K	27.00	2.52 M	0.100	1.44
TPU104 - 330K	33.00	2.52 M	0.120	1.26
TPU104 - 390K	39.00	2.52 M	0.151	1.20
TPU104 - 470K	47.00	2.52 M	0.170	1.10
TPU104 - 560K	56.00	2.52 M	0.199	1.01
TPU104 - 680K	68.00	2.52 M	0.223	0.91
TPU104 - 820K	82.00	2.52 M	0.252	0.85
TPU104 - 101K	100.00	1 K	0.344	0.74
TPU104 - 121K	120.00	1 K	0.396	0.69
TPU104 - 151K	150.00	1 K	0.544	0.61
TPU104 - 181K	180.00	1 K	0.621	0.56
TPU104 - 221K	220.00	1 K	0.721	0.53
TPU104 - 271K	270.00	1 K	0.949	0.45
TPU104 - 331K	330.00	1 K	1.100	0.42
TPU104 - 391K	390.00	1 K	1.245	0.38
TPU104 - 471K	470.00	1 K	1.526	0.35
TPU104 - 561K	560.00	1 K	1.904	0.32
TPU104 - 681K	680.00	1 K	2.200	0.31
TPU104 - 821K	820.00	1 K	2.700	0.30
TPU104 - 102K	1000.00	1 K	3.500	0.29

Note: 101~102 Test Freq.: 1KHz / 0.25V.
 Operating Temp.: -40°C ~ +85°C.
 Inductance Drop=10% typ. at IDC.

▶ (TPU105) Electrical Characteristics

Part Number	Inductance(μ H)	Test Freq.(Hz)	DCR (Ω)(max)	IDC (A)(max)
TPU105 - 100K	10.00	2.52 M	0.060	2.60
TPU105 - 120K	12.00	2.52 M	0.070	2.45
TPU105 - 150K	15.00	2.52 M	0.080	2.27
TPU105 - 180K	18.00	2.52 M	0.090	2.15
TPU105 - 220K	22.00	2.52 M	0.100	1.95
TPU105 - 270K	27.00	2.52 M	0.110	1.76
TPU105 - 330K	33.00	2.52 M	0.120	1.50
TPU105 - 390K	39.00	2.52 M	0.140	1.37
TPU105 - 470K	47.00	2.52 M	0.170	1.28
TPU105 - 560K	56.00	2.52 M	0.190	1.17
TPU105 - 680K	68.00	2.52 M	0.220	1.11
TPU105 - 820K	82.00	2.52 M	0.250	1.00
TPU105 - 101K	100.00	1 K	0.350	0.97
TPU105 - 121K	120.00	1 K	0.400	0.89
TPU105 - 151K	150.00	1 K	0.470	0.78
TPU105 - 181K	180.00	1 K	0.630	0.72
TPU105 - 221K	220.00	1 K	0.730	0.66
TPU105 - 271K	270.00	1 K	0.970	0.57
TPU105 - 331K	330.00	1 K	1.150	0.52
TPU105 - 391K	390.00	1 K	1.300	0.48
TPU105 - 471K	470.00	1 K	1.480	0.42
TPU105 - 561K	560.00	1 K	1.900	0.33
TPU105 - 681K	680.00	1 K	2.250	0.28
TPU105 - 821K	820.00	1 K	2.550	0.24
TPU105 - 102K	1000.00	1 K	3.000	0.20

Note: 101~102 Test Freq.: 1KHz / 0.25V.

Operating Temp.: -40°C ~ +85°C.

Inductance Drop=10% typ. at IDC.

▶ (TPU106) Electrical Characteristics

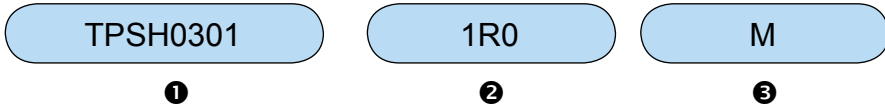
Part Number	Inductance(μ H)	Test Freq.(KHz)	DCR (Ω)(max)	IDC (A)(max)
TPU106 - 1R5M	1.50	100	0.01	8.00
TPU106 - 2R2M	2.20	100	0.01	7.50
TPU106 - 3R3M	3.30	100	0.02	7.00
TPU106 - 4R7M	4.70	100	0.02	6.00
TPU106 - 5R6M	5.60	100	0.03	5.50
TPU106 - 6R8M	6.80	100	0.03	5.00
TPU106 - 8R2M	8.20	100	0.04	4.00
TPU106 - 100K	10.00	100	0.04	3.00
TPU106 - 120K	12.00	100	0.05	2.90
TPU106 - 150K	15.00	100	0.06	2.80
TPU106 - 180K	18.00	100	0.07	2.60
TPU106 - 220K	22.00	100	0.08	2.50
TPU106 - 270K	27.00	100	0.09	2.40
TPU106 - 330K	33.00	100	0.10	2.20
TPU106 - 390K	39.00	100	0.11	2.00
TPU106 - 470K	47.00	100	0.13	1.90
TPU106 - 560K	56.00	100	0.14	1.50
TPU106 - 680K	68.00	100	0.17	1.30
TPU106 - 820K	82.00	100	0.19	1.15
TPU106 - 101K	100.00	1	0.23	1.10
TPU106 - 121K	120.00	1	0.26	1.00
TPU106 - 151K	150.00	1	0.31	0.90
TPU106 - 181K	180.00	1	0.40	0.80
TPU106 - 221K	220.00	1	0.44	0.71
TPU106 - 271K	270.00	1	0.60	0.65
TPU106 - 331K	330.00	1	0.72	0.60
TPU106 - 391K	390.00	1	0.86	0.54
TPU106 - 471K	470.00	1	1.12	0.46
TPU106 - 561K	560.00	1	1.27	0.40
TPU106 - 681K	680.00	1	1.51	0.33
TPU106 - 821K	820.00	1	1.69	0.28

Note: Test Freq. L: 1.0-82uH at 100KHz / 0.25V. Above in the 100uH at 1KHz / 0.3V.

Operating Temp.: -40°C ~ +85°C.

Inductance Drop=10% typ. at IDC.

▶ How to Order



❶ Part Number: TPU31A, TPU31, TPU32, TPU42, TPU43
 TPU52, TPU53, TPU54, TPU73, TPU75
 TPU104, TPU105, TPU106

❷ Inductance

Code	Inductance
1R0	1.00μH
100	10.00μH
101	100.00μH
102	1000.00μH

❸ Tolerance

Code	Tolerance
K	10%
L	15%
M	20%
N	30%

Back to 1st Page - SMT Power Inductors (TPUxxxA)