

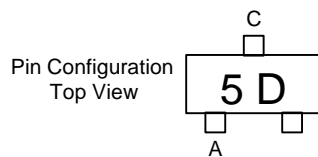


Shanghai Lunsure Electronic
Technology Co.,Ltd
Tel:0086-21-37185008
Fax:0086-21-57152769

MMBD914

Features

- Low Current Leakage
- Low Cost
- Small Outline Surface Mount Package

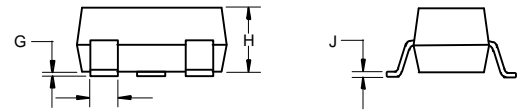
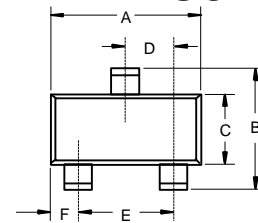


350mW 100 Volt Silicon Epitaxial Diode

Maximum Ratings

- Operating Temperature: -55°C to +150°C
- Storage Temperature: -55°C to +150°C
- Maximum Thermal Resistance; 357K/W Junction To Ambient

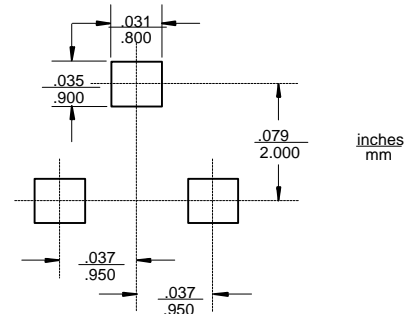
SOT-23



DIMENSIONS

DIM	INCHES		MM		NOTE
	MIN	MAX	MIN	MAX	
A	.110	.120	2.80	3.04	
B	.083	.098	2.10	2.64	
C	.047	.055	1.20	1.40	
D	.035	.041	.89	1.03	
E	.070	.081	1.78	2.05	
F	.018	.024	.45	.60	
G	.0005	.0039	.013	.100	
H	.035	.044	.89	1.12	
J	.003	.007	.085	.180	
K	.015	.020	.37	.51	

Suggested Solder Pad Layout



Electrical Characteristics @ 25°C Unless Otherwise Specified

Reverse Voltage	V_R	75V	
Peak Reverse Voltage	V_{RM}	100V	
Average Rectified Current	I_O	150mA	Resistive Load $f > 50\text{Hz}$
Power Dissipation	P_{TOT}	350mW	
Junction Temperature	T_J	175°C	
Peak Forward Surge Current	I_{FSM}	1.0A	$t=1\text{s, Non-Repetitive}$
Maximum Instantaneous Forward Voltage	V_F	.855V	$I_{FM} = 10\text{mA};$ $T_J = 25^\circ\text{C}^*$
Maximum DC Reverse Current At Rated DC Blocking Voltage	I_R	25nA	$T_J = 25^\circ\text{C}$ $V_R = 20\text{Volts}$
Typical Junction Capacitance	C_J	2pF	Measured at 1.0MHz, $V_R=0\text{V}$
Reverse Recovery Time	T_{rr}	4nS	$I_F=10\text{mA}$ $V_R = 6\text{V}$ $R_L=100\Omega$

*Pulse test: Pulse width 300 μsec , Duty cycle 2%

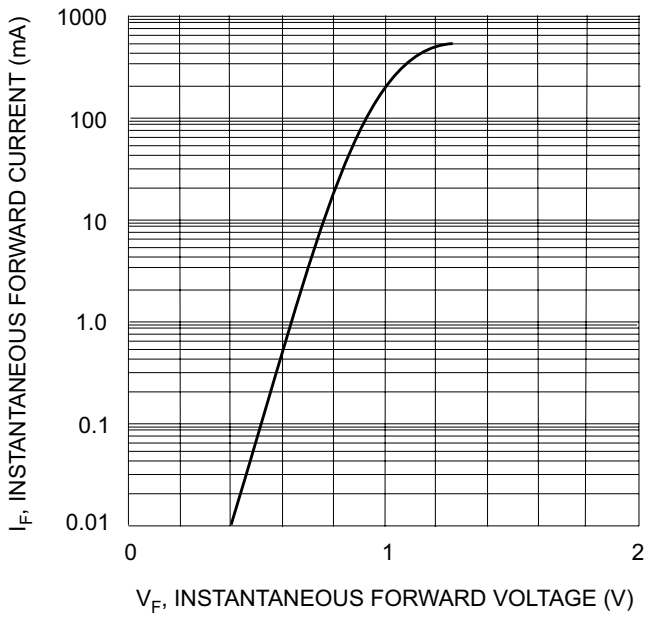


Fig. 1 Forward Characteristics

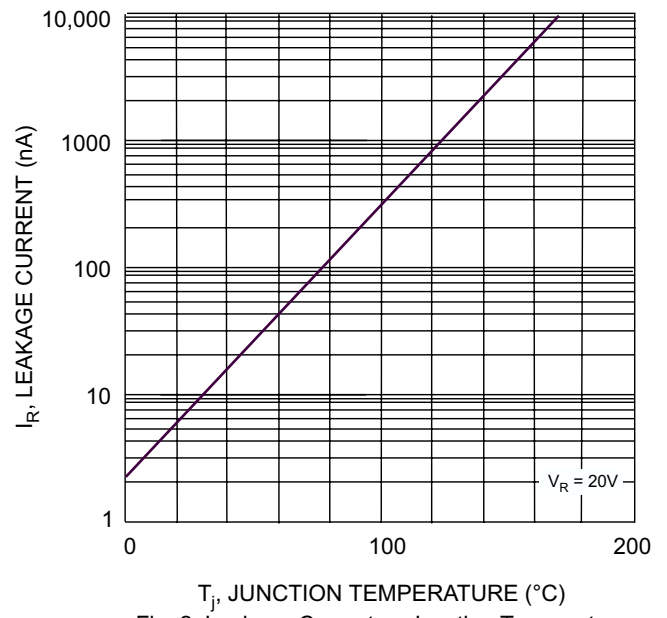


Fig. 2 Leakage Current vs Junction Temperature