

## D TYPE CONNECTORS - TURNED PIN

## WIRE WRAP

- 9, 15, 25, 37 or 50 way
- Turned Pin (Machined) Contact
- Gold Plated Contacts
- Yellow Zinc Metal or Tin Housings available
- Current Rating - 5Amps



## SPECIFICATION

### Mechanical:

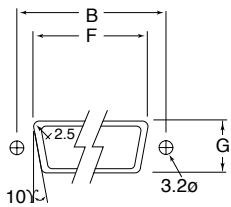
- Termination:** Hand Solder  
Dip Solder straight  
Dip Solder 90°C  
Wire Wrap 0.6 x 0.6mm
- Polarisation:** by trapezoidal shell
- Coupling:** by friction, locking by special accessories
- Withdrawal force:** ca. 0.5 N per contact
- Material and Finishes:** Shell steel with yellow passivation over zinc plate (standard), steel nickel plated and tinned
- Insulators:** Two part mouldings, polyester, glass fibre re-enforced, flame retarded according UL 94 V0
- Contacts:** Gold plated over nickel
- Insertion Cycles:** 500

### Electrical:

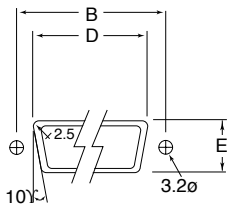
- Creeping Current Stability:** KB 220 according to DIN 53480
- Working Current:** 5A per contact with 20AWG cable
- Working Voltages:** 300V rms
- Test Voltage:** 1000V rms
- Contact Resistance:** below  $5 \times 10^{-3} \Omega$
- Insulation Resistance:** over 10M $\Omega$
- Temperature Range:** -55°C to 125°C

SECTION 11

## OUTLINE DRAWING



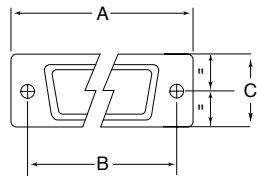
SOCKET



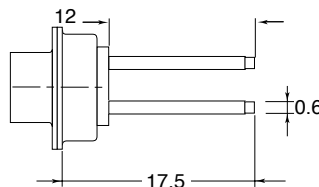
PLUG

	A	B	C	D	E	F	G
<b>9 WAY</b>	30.8	25.0	12.4	22.2	13.0	20.5	11.4
<b>15 WAY</b>	39.2	33.3	12.4	30.5	13.0	28.8	11.4
<b>25 WAY</b>	53.1	47.0	12.4	44.3	13.0	42.5	11.4
<b>37 WAY</b>	69.5	63.5	12.4	60.7	13.0	59.1	11.4
<b>50 WAY</b>	67	61.1	15.4	58.3	13.0	56.3	14.1

Dimension - mm



SHELL DIMENSIONS



## ORDERING INFORMATION

DBC	TD	M1	WW	09	3
Dubilier Connectors	Series	Connector Type	Contact Style	N° of Ways	
	TD = Turn Pin D	M1 = Male(plug) zinc F1 = Female(socket) zinc M2 = Male (plug) Tin F2 = Female (socket) Tin	WW = Wire Wrap	09 = 9ways 15 = 15ways 25 = 25ways 37 = 37ways 50 = 50ways	