

HH-128-PIN

Flatpack Hybrid Junction,
20 - 2000 MHz

Rev. V3

Features

- 1.5 dB Typical Midband Insertion Loss
- 30 dB Typical Midband Isolation
- 1.3:1 Typical Midband VSWR
- MIL-STD-202 Screening Available

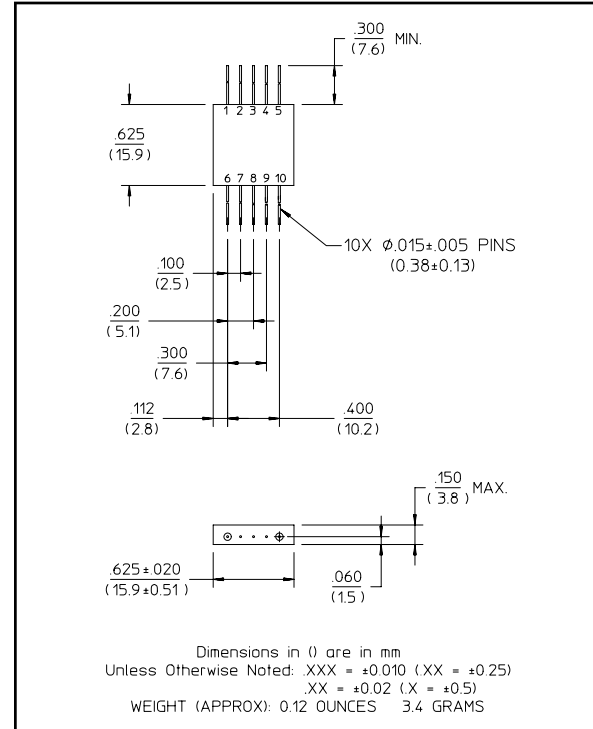
Description

3 dB Hybrids are ideal for dividing a signal into two signals of equal amplitude and a constant 90° or 180° phase differential and for Quadrature combining or performing summation/differential combining.

Pin Configuration

Pin No.	Function	Pin No.	Function
1	C	6	A
2	GND	7	GND
3	GND	8	GND
4	GND	9	GND
5	D	10	B

FP-3



Electrical Specifications¹: T_A = -55°C to +85°C

Parameter	Test Conditions	Frequency	Units	Min	Typ	Max
Insertion Loss	Less Coupling	20 - 2000 MHz	dB	—	—	3.0
		20 - 1000 MHz	dB	—	—	2.5
Isolation	—	20 - 2000 MHz	dB	15	—	—
		20 - 1000 MHz	dB	20	—	—
Amplitude Balance	—	20 - 2000 MHz	dB	—	—	1.2
		20 - 1000 MHz	dB	—	—	0.5
VSWR	—	20 - 2000 MHz	Ratio	—	—	2.0:1
Phase Balance	—	20 - 2000 MHz	°	—	—	20
		20 - 1000 MHz	°	—	—	15
		20 - 500 MHz	°	—	—	10
Impedance	—	—	Ohms	—	50	—
Input Power	—	—	Watts	—	—	0.5

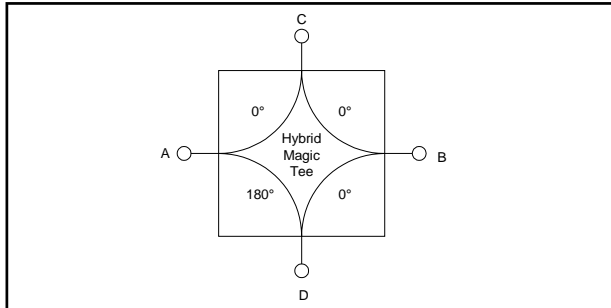
1. All specifications apply with 50 ohm source and load impedance.
This product contains elements protected by United States Patent number 3,508,171

HH-128-PIN

Flatpack Hybrid Junction,
20 - 2000 MHz

Rev. V3

Functional Diagram

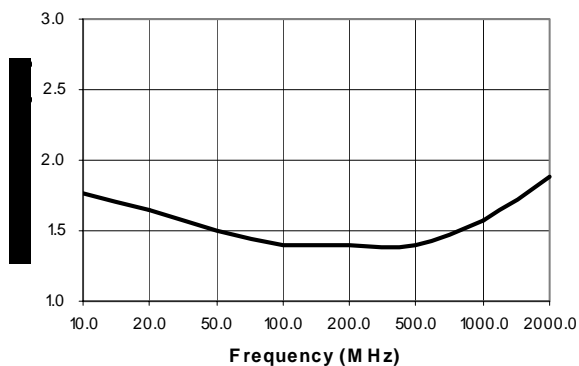


Ordering Information

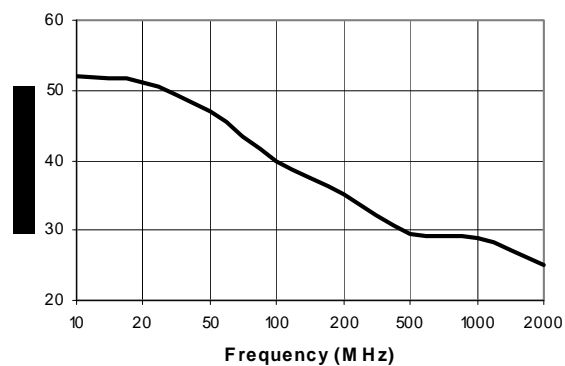
Part Number	Package
HH-128 PIN	FP-3

Typical Performance Curves

Insertion Loss



Isolation



VSWR

