

# ELECTRONIC FILM CAPACITORS, INC.

Reidville Industrial Park \* 41 Interstate Lane  
WATERBURY, CONNECTICUT 06705

PHONE (203) 755-5629 FAX (203) 755-0659



## POLYPROPYLENE and FOIL

### SERIES 1206

EFC Series 1206 are polypropylene and foil capacitors. This series offers the advantage of superior stability, high insulation resistance, low dissipation factor, negative temperature coefficient and high frequency operation, dv/dt ratings in excess of 1000 V/ $\mu$ S. Suggested applications include: timing circuits, switch mode power supplies (SMPS), snubber circuits. Packaging options include: wrap and fill (TF, TC), radial lead box (EFR), axial lead (EC, EF). Application options include: snubber circuits (MF), -270 PPM/ $^{\circ}$ C temperature coefficient (T1206TC), -150 PPM/ $^{\circ}$ C temperature coefficient (A1206TC).

### SPECIFICATIONS

#### 1. TEMPERATURE RANGE

- 55  $^{\circ}$ C to + 85  $^{\circ}$ C at rated voltage.  
To 105  $^{\circ}$ C with 25% voltage derating.

#### 2. CAPACITANCE

Capacitors  $\leq$  1.0 MFD shall be measured at 1 KHz  $\pm$  20 HZ.. Capacitors  $>$ 1.0 MFD shall be measured at 60 HZ. Measurements shall be taken at 25  $^{\circ}$ C.

#### 3. DIELECTRIC STRENGTH

At 25  $^{\circ}$ C, 200% of rated voltage when applied terminal to terminal for one minute through a current limiting resistance.

#### 4. INSULATION RESISTANCE

At 25  $^{\circ}$ C after 2 minutes charge time at rated voltage or 500 VDC, whichever is less, the minimum IR shall be 200,000 Megohm-Microfarads, but need not exceed 250,000 Megohms.

#### 5. HUMIDITY RESISTANCE

Series 1206 shall meet the requirements of MIL-STD. 202C, Method 103B.

#### 6. DISSIPATION FACTOR

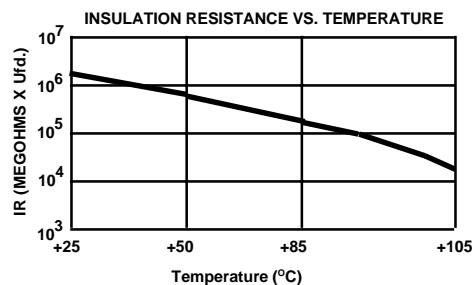
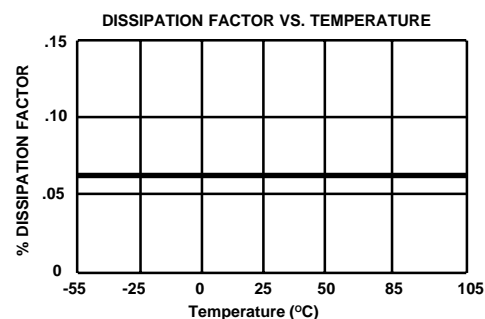
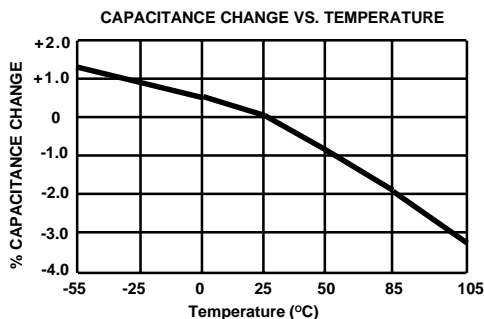
Shall be 0.07 % max. when measured as in Par. 2.

#### 7. LIFE TEST

Will withstand the application of 140% rated voltage at +85 $^{\circ}$ C for 250 hours with not more than one failure in 12 permitted.

### TYPICAL TEMPERATURE CURVES

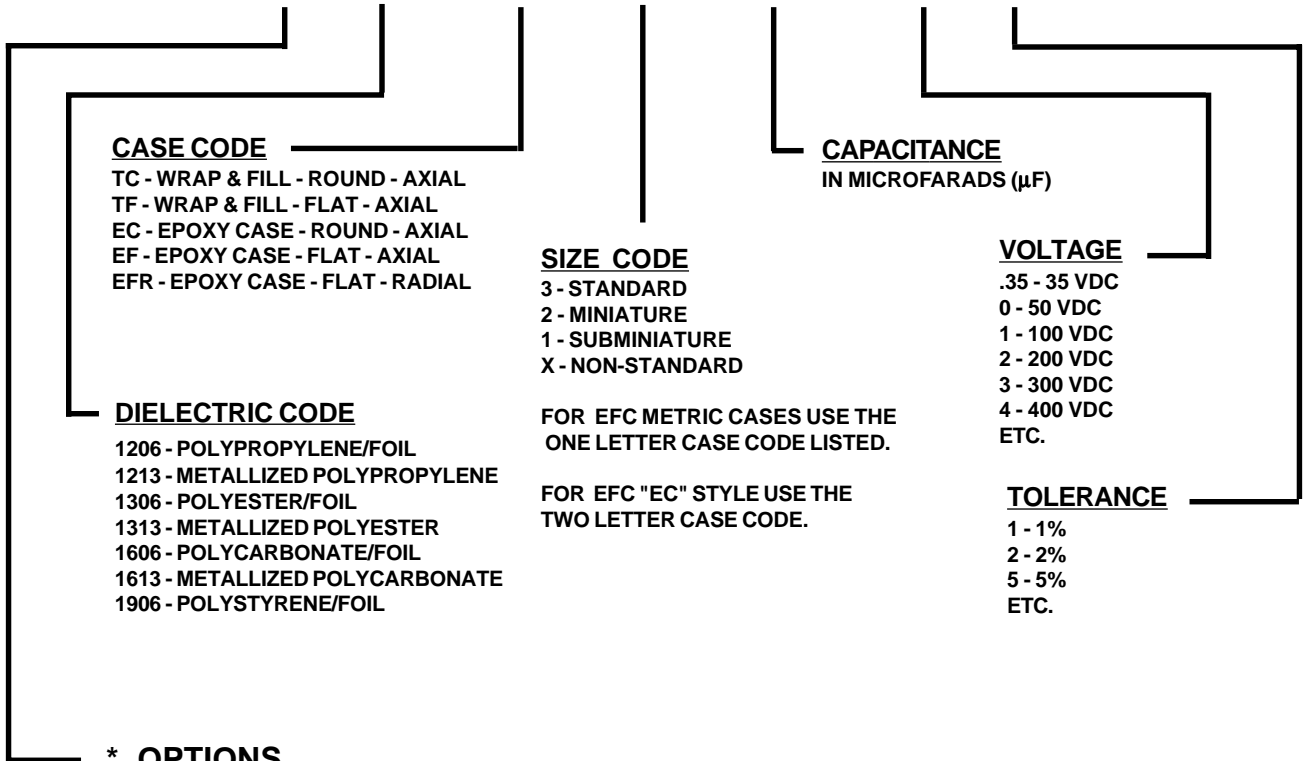
#### POLYPROPYLENE and FOIL





# CATALOG NOMENCLATURE

\* 1206 EFR - 3 - .001 - 1 - 5



THE FOLLOWING OPTIONS ARE AVAILABLE FROM EFC BY SPECIFYING THE APPROPRIATE PREFIX.

### TEMPERATURE COEFFICIENTS:

Different T.C.'s are available in both Polypropylene and Polystyrene dielectrics. T.C.'s and the appropriate prefixes are as follows:

- A1206 = -150 PPM/°C  $\pm$ 30 PPM
- T1206 = -270 PPM/°C  $\pm$ 30 PPM
- 01906 = ZERO PPM/°C  $\pm$ 50 PPM
- A1906 = -80 PPM/°C  $\pm$ 30 PPM
- T1906 = -120 PPM/°C  $\pm$ 30 PPM

### HIGH VOLTAGE:

EFC high voltage metallized polyester capacitors are designed for use in high voltage power supplies, rectifiers and other similar circuits. Voltage ratings to 15,000 DC are common-place at EFC. Specify with the prefix **HV**.

### AC CURRENT:

Specify metallized polyester and termination procedures to enable EFC to supply a small sized **AC** rated capacitor for general purpose use at 60 HZ. Specify with the prefix **AC**.

### HIGH AMPERAGE AND PULSE CURRENTS:

Dual metallized carriers allow these capacitors to handle high amperage and pulsing currents. Available in both polyester and polypropylene dielectrics. Specify with the prefix **MF**. Contact the factory for an **MF** spec. sheet.

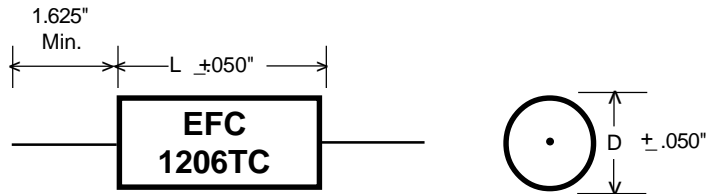
### SWITCH MODE POWER SUPPLY:

Polypropylene and polyester capacitors designed for SMPS have low ESR and high current rating should be specified with the **SP** prefix.

EFC will manufacture to any non-standard value and size. Please consult factory for special requirements.



**1206TC**



**Tubular  
Wrap and Fill**

Lead Specs.  
Tinned Copperweld  
Under .250D = 24 AWG  
.250 - .440D = 22 AWG  
Above .440D = 20 AWG

**Polypropylene  
and Foil  
Capacitors**

(All dimensions in inches)

**DIMENSIONS and RATINGS**

Cap. μF	1206TC-1 50 VDC		1206TC-2 100 VDC		1206TC-3 150 VDC		1206TC-3 200 VDC		1206TC-3 400 VDC		1206TC-3 600 VDC		
	D	L	D	L	D	L	D	L	D	L	D	L	
.001	.180	.406	.180	.406	.180	.406	.180	.406	.160	.406	.150	.531	
.0012	.180	.406	.180	.406	.180	.406	.180	.406	.170	.406	.160	.531	
.0015	.180	.406	.180	.406	.180	.406	.180	.406	.190	.406	.170	.531	
.0022	.180	.406	.180	.406	.180	.406	.180	.406	.230	.406	.200	.531	
.0027	.180	.406	.180	.406	.180	.406	.180	.406	.250	.406	.220	.531	
.0039	.180	.406	.180	.406	.180	.406	.180	.406	.180	.531	.270	.531	
.0047	.180	.406	.180	.406	.180	.406	.200	.406	.190	.531	.290	.531	
.0056	.180	.406	.180	.406	.180	.406	.210	.406	.210	.531	.230	.656	
.0068	.180	.406	.190	.406	.190	.406	.230	.406	.230	.531	.250	.656	
.0082	.190	.406	.210	.406	.210	.406	.170	.531	.250	.531	.270	.656	
.01	.200	.406	.230	.406	.230	.406	.190	.531	.270	.531	.300	.656	
.012	.220	.406	.250	.406	.250	.406	.200	.531	.290	.531	.330	.656	
.015	.240	.406	.180	.531	.180	.531	.220	.531	.260	.656	.360	.656	
.018	.180	.531	.200	.531	.200	.531	.240	.531	.280	.656	.330	.781	
.022	.190	.531	.210	.531	.210	.531	.270	.531	.310	.656	.360	.781	
.027	.210	.531	.240	.531	.240	.531	.240	.656	.340	.656	.400	.781	
.033	.230	.531	.260	.531	.260	.531	.260	.656	.370	.656	.380	.906	
.039	.250	.531	.280	.531	.280	.531	.280	.656	.350	.781	.420	.906	
.047	.270	.531	.250	.656	.250	.656	.310	.656	.380	.781	.460	.906	
.056	.290	.531	.270	.656	.270	.656	.340	.656	.420	.781	.500	.906	
.068	.260	.656	.290	.656	.290	.656	.370	.656	.400	.906	.450	1.190	
.082	.290	.656	.320	.656	.320	.656	.350	.781	.440	.906	.500	1.190	
.1	.310	.656	.350	.656	.350	.656	.390	.781	.490	.906	.550	1.190	
.12	.340	.656	.340	.781	.340	.781	.420	.781	.450	1.190	.590	1.190	
.15	.380	.656	.370	.781	.370	.781	.420	.906	.500	1.190	.660	1.190	
.18	.360	.781	.410	.781	.410	.781	.460	.906	.550	1.190	.630	1.440	
.22	.390	.781	.400	.906	.400	.906	.500	.906	.600	1.190	.690	1.440	
.27	.390	.906	.440	.906	.440	.906	.480	1.190	.670	1.190	.690	1.690	
.33	.430	.906	.490	.906	.490	.906	.520	1.190	.640	1.440	.760	1.690	
.39	.470	.906	.450	1.190	.450	1.190	.570	1.190	.700	1.440	.830	1.690	
.47	.430	1.190	.490	1.190	.490	1.190	.620	1.190	.690	1.690	.830	1.940	
.56	.470	1.190	.540	1.190	.540	1.190	.590	1.440	.750	1.690	.900	1.940	
.68	.510	1.190	.590	1.190	.590	1.190	.650	1.440	.830	1.690	.990	1.940	
.82	.560	1.190	.650	1.190	.650	1.190	.710	1.440	.830	1.940	1.090	1.940	
1.0	.620	1.190	.630	1.440	.630	1.440	.720	1.190	.920	1.940	1.110	2.250	
1.25	.610	1.440	.700	1.440	.700	1.440	.800	1.190	1.030	1.440	1.240	2.250	
1.5	.670	1.440	.690	1.690	.690	1.690	.800	1.190	1.040	2.250	1.360	2.250	
2.0	.630	1.440	.800	1.690	.800	1.690	.920	1.940	1.200	2.250			
3.0	.700	1.690	.890	1.940	.890	1.940	1.130	1.940					
4.0	.810	1.690	1.030	1.940	1.030	1.940							
5.0			1.150	1.940	1.150	1.940							

**ELECTRONIC FILM CAPACITORS, INC.**

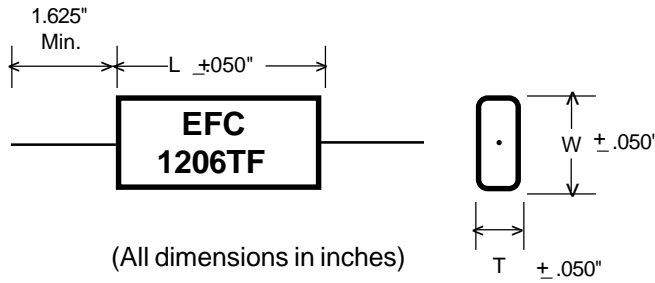
Reidville Industrial Park \* 41 Interstate Lane \* WATERBURY, CONNECTICUT 06705  
Phone (203) 755-5629 FAX (203) 755-0659

EFC will manufacture to any non-standard value and size. Please consult factory for special requirements.



**1206TF**

**Polypropylene  
and Foil  
Capacitors**



**Oval  
Wrap and Fill**

Lead Specs.  
Tinned Copperweld  
Under .190T = 24 AWG  
.190 - .380T = 22 AWG  
Above .380T = 20 AWG

**DIMENSIONS and RATINGS**

Cap. μF	1206TF-1 50 VDC			1206TF-2 100 VDC			1206TF-3 150 VDC			1206TF-3 200 VDC			1206TF-3 400 VDC			1206TF-3 600 VDC			
	T	W	L	T	W	L	T	W	L	T	W	L	T	W	L	T	W	L	
.001	.120	.210	.406	.120	.210	.406	.120	.210	.406	.120	.210	.406	.120	.210	.406	.120	.210	.531	
.0012	.120	.210	.406	.120	.210	.406	.120	.210	.406	.120	.210	.406	.120	.210	.406	.120	.210	.531	
.0015	.120	.210	.406	.120	.210	.406	.120	.210	.406	.120	.210	.406	.130	.230	.406	.120	.210	.531	
.0022	.120	.210	.406	.120	.210	.406	.120	.210	.406	.120	.210	.406	.170	.260	.406	.140	.240	.531	
.0027	.120	.210	.406	.120	.210	.406	.120	.210	.406	.120	.210	.406	.190	.280	.406	.160	.260	.531	
.0039	.120	.210	.406	.120	.210	.406	.120	.210	.406	.120	.220	.406	.120	.210	.531	.210	.300	.531	
.0047	.120	.210	.406	.120	.210	.406	.120	.210	.406	.140	.230	.406	.130	.230	.531	.230	.320	.531	
.0056	.120	.210	.406	.120	.210	.406	.120	.210	.406	.150	.250	.406	.150	.240	.531	.170	.260	.656	
.0068	.120	.210	.406	.130	.230	.406	.130	.230	.406	.170	.270	.406	.170	.260	.531	.190	.280	.656	
.0082	.130	.220	.406	.150	.240	.406	.150	.240	.406	.110	.210	.531	.190	.280	.531	.210	.310	.656	
.01	.140	.240	.406	.170	.260	.406	.170	.260	.406	.130	.220	.531	.210	.300	.531	.240	.330	.656	
.012	.160	.250	.406	.190	.280	.406	.190	.280	.406	.140	.240	.531	.230	.330	.531	.270	.360	.656	
.015	.180	.280	.406	.120	.210	.531	.120	.210	.531	.160	.260	.531	.200	.290	.656	.300	.400	.656	
.018	.120	.210	.531	.140	.220	.531	.140	.220	.531	.180	.280	.531	.220	.310	.656	.350	.380	.781	
.022	.130	.230	.531	.150	.230	.531	.150	.230	.531	.210	.300	.531	.250	.340	.656	.280	.410	.781	
.027	.150	.240	.531	.180	.250	.531	.180	.250	.531	.180	.270	.656	.280	.370	.656	.320	.450	.781	
.033	.170	.260	.531	.200	.270	.531	.200	.270	.531	.200	.300	.656	.310	.410	.656	.300	.430	.906	
.039	.190	.280	.531	.220	.290	.531	.220	.290	.531	.220	.320	.656	.270	.400	.781	.340	.460	.906	
.047	.210	.310	.531	.190	.310	.656	.190	.310	.656	.250	.340	.656	.300	.430	.781	.380	.500	.906	
.056	.230	.330	.531	.210	.280	.656	.210	.280	.656	.280	.370	.656	.340	.460	.781	.420	.540	.906	
.068	.200	.300	.656	.230	.300	.656	.230	.300	.656	.310	.400	.656	.320	.450	.906	.350	.510	1.190	
.082	.230	.320	.656	.260	.330	.656	.260	.330	.656	.270	.400	.781	.360	.490	.906	.390	.560	1.190	
.1	.250	.350	.656	.290	.360	.656	.290	.360	.656	.310	.430	.781	.410	.530	.906	.440	.610	1.190	
.12	.280	.380	.656	.260	.390	.781	.260	.390	.781	.340	.470	.781	.350	.510	1.190	.490	.660	1.190	
.15	.320	.420	.656	.290	.380	.781	.290	.380	.781	.340	.460	.906	.400	.560	1.190	.560	.720	1.190	
.18	.300	.390	.781	.330	.420	.781	.330	.420	.781	.380	.500	.906	.440	.610	1.190	.520	.690	1.440	
.22	.330	.430	.781	.320	.450	.906	.320	.450	.906	.420	.550	.906	.500	.660	1.190	.590	.750	1.440	
.27	.330	.420	.906	.360	.490	.906	.360	.490	.906	.370	.540	1.190	.560	.730	1.190	.570	.760	1.690	
.33	.370	.460	.906	.410	.530	.906	.410	.530	.906	.420	.580	1.190	.540	.700	1.440	.640	.830	1.690	
.39	.410	.500	.906	.350	.510	1.190	.350	.510	1.190	.460	.630	1.190	.590	.760	1.440	.700	.900	1.690	
.47	.370	.460	1.190	.390	.560	1.190	.390	.560	1.190	.510	.680	1.190	.570	.760	1.690	.700	.900	1.940	
.56	.410	.500	1.190	.430	.600	1.190	.430	.600	1.190	.490	.650	1.440	.630	.830	1.690	.780	.970	1.940	
.68	.450	.550	1.190	.480	.650	1.190	.480	.650	1.190	.550	.710	1.440	.700	.900	1.690	.870	1.060	1.940	
.82	.500	.600	1.190	.540	.710	1.190	.540	.710	1.190	.610	.780	1.440	.710	.910	1.940	.960	1.160	1.940	
1.0	.560	.660	1.190	.520	.690	1.440	.520	.690	1.440	.590	.790	1.190	.790	.990	1.940	.990	1.180	2.250	
1.25	.550	.650	1.440	.590	.760	1.440	.590	.760	1.440	.670	.870	1.190	.900	1.100	1.440	1.120	1.310	2.250	
1.5	.610	.700	1.440	.570	.770	1.690	.570	.770	1.690	.680	.870	1.190	.920	1.110	2.250	1.230	1.430	2.250	
2.0	.570	.670	1.440	.670	.870	1.690	.670	.870	1.690	.800	.990	1.940	1.080	1.270	2.250				
3.0	.620	.750	1.690	.770	.970	1.940	.770	.970	1.940	1.000	1.200	1.940							
4.0	.730	.850	1.690	.900	1.100	1.940	.900	1.100	1.940										
5.0				1.020	1.220	1.940	1.020	1.220	1.940										

**ELECTRONIC FILM CAPACITORS, INC.**

Reidville Industrial Park \* 41 Interstate Lane \* WATERBURY, CONNECTICUT 06705  
Phone (203) 755-5629 FAX (203) 755-0659

EFC will manufacture to any non-standard value and size. Please consult factory for special requirements.

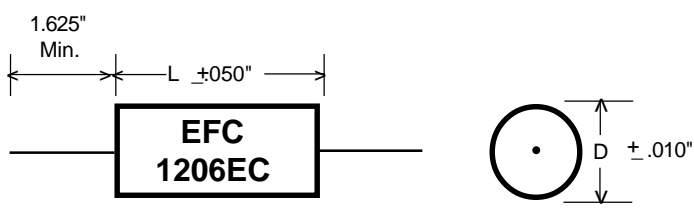


**1206EC**

**Epoxy case  
(Axial Leads)**

Lead Specs.  
Tinned Copperweld  
Under .250D = 24 AWG  
.250 - .440D = 22 AWG  
Above .440D = 20 AWG

**Polypropylene  
and Foil  
Capacitors**



(All dimensions in inches)

**DIMENSIONS and RATINGS**

Cap. μF	1206EC 50 VDC		1206EC 100 VDC		1206EC 150 VDC		1206EC 200 VDC		1206EC 400 VDC		1206EC 600 VDC	
	D	L	D	L	D	L	D	L	D	L	D	L
.001	1	A	1	A	1	A	1	A	2	A	2	B
.0012	1	A	1	A	1	A	1	A	2	A	2	B
.0015	1	A	1	A	1	A	1	A	2	A	2	B
.0022	1	A	1	A	1	A	1	A	1	B	3	B
.0027	1	A	1	A	1	A	2	A	2	B	3	B
.0039	1	A	1	A	1	A	2	A	2	B	3	C
.0047	1	A	2	A	2	A	2	B	3	B	3	C
.0056	2	A	2	A	2	A	2	B	3	B	4	C
.0068	2	A	1	B	1	B	2	B	2	C	4	C
.0082	2	A	1	B	1	B	2	B	3	C	4	C
.01	2	B	2	B	2	B	3	B	3	C	4	D
.012	2	B	2	B	2	B	3	B	4	C	4	D
.015	2	B	2	B	2	B	2	C	4	C	5	D
.018	2	B	3	B	3	B	3	C	4	C	5	D
.022	3	B	3	B	3	B	4	C	4	D	5	E
.027	3	B	3	C	3	C	4	C	5	D	6	E
.033	3	C	3	C	3	C	4	C	5	D	6	E
.039	3	C	4	C	4	C	4	C	5	E	7	E
.047	4	C	4	C	4	C	4	D	6	E	7	E
.056	4	C	4	C	4	C	5	D	6	E	7	F
.068	4	C	4	D	4	D	5	D	7	E	7	F
.082	4	D	5	D	5	D	5	E	7	E		
.1	4	D	5	D	5	D	6	E	7	F		
.12	5	D	5	D	5	D	6	E	7	F		
.15	5	D	5	E	5	E	7	E				
.18	5	E	6	E	6	E	7	E				
.22	6	E	6	E	6	E	7	F				
.27	6	E	7	E	7	E						
.33	7	E	7	F	7	F						
.39	7	F	7	F	7	F						
.47	7	F										

**DIAMETER**

- 1 = .187
- 2 = .225
- 3 = .250
- 4 = .312
- 5 = .375
- 6 = .437
- 7 = .500

**SIZE CODE**

**LENGTH**

- A = .375
- B = .500
- C = .625
- D = .750
- E = .875
- F = 1.190

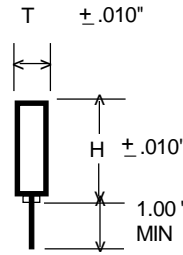
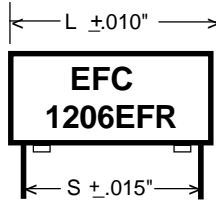
**ELECTRONIC FILM CAPACITORS, INC.**

Reidville Industrial Park \* 41 Interstate Lane \* WATERBURY, CONNECTICUT 06705  
Phone (203) 755-5629 FAX (203) 755-0659

EFC will manufacture to any non-standard value and size. Please consult factory for special requirements.



# Polypropylene and Foil Capacitors



# 1206EFR

## Epoxy Case (Radial Leads)

Lead Specs. - Tinned Copperweld

L	S	AWG
.420	.30	22
.550	.40	22
.670	.50	22
.820	.60	22
1.04	.80	22
1.24	1.10	20
1.75	1.60	20

(All dimensions in inches)

## DIMENSIONS and RATINGS

Cap. μF	1206EFR-1 50 VDC			1206EFR-2 100-150 VDC			1206EFR-3 200 VDC			1206EFR-3 400 VDC			1206EFR-3 600 VDC		
	T	L	H	T	L	H	T	L	H	T	L	H	T	L	H
.001	.160	.420	.330	.160	.420	.330	.160	.420	.330	.160	.420	.330	.180	.550	.330
.0012	.160	.420	.330	.160	.420	.330	.160	.420	.330	.160	.420	.330	.180	.550	.330
.0015	.160	.420	.330	.160	.420	.330	.160	.420	.330	.180	.420	.330	.180	.550	.330
.0022	.160	.420	.330	.160	.420	.330	.160	.420	.330	.180	.550	.330	.180	.550	.330
.0027	.160	.420	.330	.160	.420	.330	.160	.420	.330	.180	.550	.330	.240	.550	.370
.0039	.160	.420	.330	.160	.420	.330	.160	.420	.330	.180	.550	.330	.240	.550	.370
.0047	.160	.420	.330	.160	.420	.330	.180	.420	.330	.180	.550	.330	.300	.550	.430
.0056	.160	.420	.330	.160	.420	.330	.180	.420	.330	.180	.550	.330	.300	.550	.430
.0068	.160	.420	.330	.160	.420	.330	.180	.550	.330	.240	.550	.370	.300	.670	.430
.0082	.160	.420	.330	.180	.420	.330	.180	.550	.330	.240	.550	.370	.300	.670	.430
.01	.180	.420	.330	.180	.550	.330	.180	.550	.330	.240	.550	.370	.300	.670	.430
.012	.180	.420	.330	.180	.550	.330	.180	.550	.330	.300	.550	.430	.300	.670	.430
.015	.180	.550	.330	.180	.550	.330	.240	.550	.370	.300	.550	.430	.300	.820	.430
.018	.180	.550	.330	.180	.550	.330	.240	.550	.370	.300	.670	.430	.300	.820	.430
.022	.180	.550	.330	.180	.550	.330	.240	.570	.370	.300	.670	.430	.400	.820	.550
.027	.180	.550	.330	.240	.550	.370	.300	.570	.430	.300	.670	.430	.400	.820	.550
.033	.240	.550	.370	.240	.550	.370	.300	.570	.430	.300	.820	.430	.400	.820	.550
.039	.240	.550	.370	.240	.550	.370	.300	.670	.430	.300	.820	.430	.440	1.040	.550
.047	.240	.550	.370	.300	.550	.430	.300	.670	.430	.400	.820	.550	.400	1.240	.550
.056	.300	.550	.430	.300	.550	.430	.300	.670	.430	.400	.820	.550	.400	1.240	.550
.068	.300	.550	.430	.300	.670	.430	.300	.820	.430	.400	1.040	.550	.400	1.240	.550
.082	.300	.670	.430	.300	.670	.430	.300	.820	.430	.400	1.040	.550	.570	1.240	.730
.1	.300	.670	.430	.300	.820	.430	.400	.820	.550	.400	1.240	.550	.570	1.240	.730
.12	.300	.670	.430	.300	.820	.430	.400	.820	.550	.400	1.240	.550	.570	1.240	.730
.15	.300	.820	.430	.400	.820	.550	.400	1.040	.550	.570	1.240	.730	.700	1.240	.940
.18	.400	.820	.550	.400	.820	.550	.400	1.240	.550	.570	1.240	.730	.700	1.240	.940
.22	.400	.820	.550	.400	1.040	.550	.400	1.240	.550	.570	1.240	.730	.570	1.750	.730
.27	.400	.820	.550	.400	1.040	.550	.570	1.240	.730	.700	1.240	.940	.700	1.750	1.125
.33	.400	1.040	.550	.400	1.240	.550	.570	1.240	.730	.700	1.240	.940	.700	1.750	1.125
.39	.400	1.240	.550	.400	1.240	.550	.570	1.240	.730	.570	1.750	.730	.700	1.750	1.125
.47	.400	1.240	.550	.570	1.240	.730	.570	1.240	.730	.700	1.750	1.125	.800	1.750	1.125
.56	.570	1.240	.730	.570	1.240	.730	.700	1.240	.940	.700	1.750	1.125			
.68	.570	1.240	.730	.570	1.240	.730	.700	1.240	.940	.800	1.750	1.125			
.82	.570	1.240	.740	.570	1.240	.730	.570	1.750	.730	.800	1.750	1.125			
1.0	.570	1.240	.740	.700	1.240	.940	.700	1.750	1.125						
1.25				.570	1.750	.730	.700	1.750	1.125						
1.5				.700	1.750	1.125									
2.0				.700	1.750	1.125									

### ELECTRONIC FILM CAPACITORS, INC.

Reidville Industrial Park \* 41 Interstate Lane \* WATERBURY, CONNECTICUT 06705

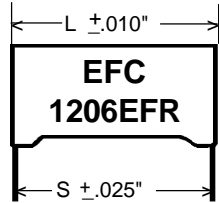
Phone (203) 755-5629

FAX (203) 755-0659

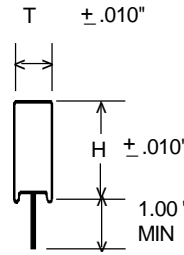
EFC will manufacture to any non-standard value and size. Please consult factory for special requirements.



# Polypropylene and Foil Capacitors



(All dimensions in inches)



# 1206EFR

## Epoxy Case (Radial Leads)

Lead Specs.  
Tinned Copperweld  
B through E cases: 22 AWG  
F through Q cases: 20 AWG

## DIMENSIONS and RATINGS

Cap. μF	63/40 VDC/VAC	160/100 VDC/VAC	250/160 VDC/VAC	400/220 VDC/VAC	630/250 VDC/VAC	CASE SIZE	L <u>mm</u> in.	T <u>mm</u> in.	H <u>mm</u> in.	S <u>mm</u> in.
.001	B	B	B	B	C	B	10.5	4	9	7.5
.0012	B	B	B	B	C	B	.413	.157	.354	.295
.0015	B	B	B	B	C	C	13	4	9	10
.0022	B	B	B	C	D	C	.512	.157	.354	.394
.0027	B	B	B	C	D	D	13	5	11	10
.0039	B	B	B	C	E	E	.512	.197	.433	.394
.0047	B	B	C	C	F	F	13	6	12	10
.0056	B	B	C	C	F	F	.512	.236	.472	.394
.0068	B	B	C	D	G	G	18	5	11	15
.0082	B	C	C	E	G	G	.709	.197	.433	.591
.01	B	C	C	E	H	H	18	6	12	15
.012	C	C	C	F	H	H	.709	.236	.472	.591
.015	C	C	D	G	J/L	J/L	18	7.5	13.5	15
.018	C	C	D	H	J/L	J/L	.709	.295	.531	.591
.022	C	D	E	H	K/M	K/M	26.5	6	15	20
.027	D	D	E	H	N	N	1.04	.236	.591	.787
.033	D	E	G	J/L	N	N	26.5	7	16	20
.039	E	E	G	K/M	O	O	1.04	.276	.630	.787
.047	E	F	H	K/M	O	O	26.5	6	15	22.5
.056	E	G	H	N	P	P	1.04	.236	.591	.886
.068	G	G	J/L	N	P	P	26.5	7	16	22.5
.082	G	H	K/M	O	P	P	1.04	.276	.630	.886
.1	H	H	K/M	P	Q	Q	26.5	8.5	16.3	22.5
.12	H	J/L	N	P	Q	Q	1.04	.335	.642	.886
.15	J/L	K/M	O	P			26.5	10	19	22.5
.18	K/M	N	O	Q			1.04	.394	.748	.886
.22	N	N	P	Q			32	11	20	27.5
.27	N	O	P				1.26	.433	.787	1.08
.33	O	O	P				32	13	22	27.5
.39	O	P	Q				1.26	.512	.866	1.08
.47	P	P								
.56	P	Q								
.68	P									
.82	Q									

### ELECTRONIC FILM CAPACITORS, INC.

Reidville Industrial Park \* 41 Interstate Lane \* WATERBURY, CONNECTICUT 06705

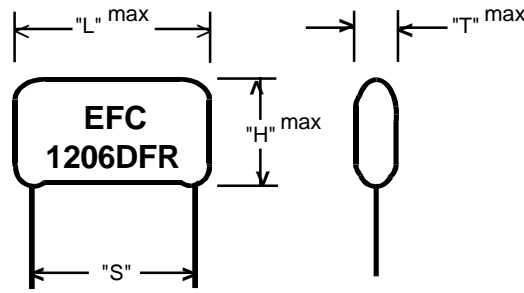
Phone (203) 755-5629

FAX (203) 755-0659

EFC will manufacture to any non-standard value and size. Please consult factory for special requirements.



# Polypropylene and Foil Capacitors



**1206DFR**

**Epoxy Dipped  
(Radial Leads)**

Lead Specs. - Tinned Copperweld

L	S	DIA.
10.5	7.5	0.6
13.0	10.0	0.6
18.5	15.0	0.8
26.0	22.0	0.8
31.0	27.0	0.8
36.0	32.0	0.8
44.0	38.0	0.8

(All dimensions in millimeters)

## DIMENSIONS and RATINGS

Cap.	1206DFR-3 100 VDC			1206DFR-3 160 VDC			1206DFR-3 250 VDC			1206DFR-3 400 VDC			1206DFR-3 630 VDC			1206DFR-3 1000 VDC					
	T	L	H	T	L	H	T	L	H	T	L	H	T	L	H	T	L	H			
.001	4.0	8.0	10.5	4.0	8.0	10.5	4.0	8.0	10.5	4.0	8.0	10.5	4.5	8.5	10.5	5.0	10.0	13.0			
.0012	4.0	8.0	10.5	4.0	8.0	10.5	4.0	8.0	10.5	4.0	8.0	10.5	4.5	8.5	10.5	5.0	10.0	13.0			
.0015	4.0	8.0	10.5	4.0	8.0	10.5	4.0	8.0	10.5	4.0	8.0	10.5	4.5	9.0	10.5	5.5	11.0	13.0			
.0022	4.0	8.0	10.5	4.0	8.0	10.5	4.0	8.0	10.5	4.0	8.5	10.5	5.0	9.5	13.0	6.0	12.0	13.0			
.0027	4.0	8.0	10.5	4.0	8.0	10.5	4.0	8.0	10.5	4.0	8.0	10.5	4.0	9.0	10.5	5.0	9.5	18.5			
.0039	4.0	8.0	10.5	4.0	8.0	10.5	4.0	8.0	10.5	4.5	9.0	13.0	6.0	12.0	13.0	5.5	11.0	18.5			
.0047	4.0	8.0	10.5	4.0	8.0	10.5	4.0	8.5	10.5	4.0	8.5	10.5	5.0	9.5	13.0	6.0	12.0	18.5			
.0056	4.0	8.0	10.5	4.0	8.0	10.5	4.0	8.0	10.5	4.5	9.0	10.5	5.0	10.0	13.0	5.0	9.5	18.5			
.0068	4.0	8.0	10.5	4.0	8.0	10.5	4.0	8.5	10.5	4.5	9.5	10.5	5.5	11.0	13.0	5.0	10.0	18.5			
.0082	4.0	8.0	10.5	4.0	8.0	10.5	4.0	9.0	10.5	4.5	9.0	13.0	6.0	12.0	13.0	5.5	11.0	18.5			
.01	4.0	8.5	10.5	4.5	9.0	10.5	5.0	10.0	13.0	6.5	12.5	13.0	6.0	12.0	18.5	9.5	17.0	18.5			
.012	4.5	8.5	10.5	4.5	9.0	13.0	5.5	11.0	13.0	5.0	10.0	18.5	6.5	12.5	18.5	7.5	14.0	26.0			
.015	4.5	9.0	10.5	5.0	9.0	13.0	6.0	12.0	13.0	5.5	11.0	18.5	7.0	13.0	18.5	8.5	15.0	26.0			
.018	4.0	8.5	13.0	5.0	10.0	13.0	6.5	12.0	13.0	6.0	12.0	18.5	7.5	13.5	18.5	8.5	16.0	26.0			
.022	4.5	9.0	13.0	5.5	11.0	13.0	6.5	12.5	13.0	6.5	12.5	18.5	8.0	14.0	18.5	9.0	17.0	26.0			
.027	5.0	9.0	13.0	6.0	12.0	13.0	5.5	11.0	18.5	7.5	14.0	18.5	7.5	14.0	26.0	9.5	18.0	26.0			
.033	5.0	10.0	13.0	6.5	12.5	13.0	6.0	12.0	18.5	8.5	15.0	18.5	8.0	15.0	26.0	9.5	18.0	31.0			
.039	5.5	11.0	13.0	5.5	11.0	18.5	6.5	12.5	18.5	7.0	13.0	26.0	8.5	16.0	26.0	10.0	19.0	31.0			
.047	6.0	12.0	13.0	6.0	12.0	18.5	7.0	13.0	18.5	7.5	14.0	26.0	9.5	17.0	26.0	11.0	20.0	31.0			
.056	5.0	10.0	18.5	6.5	12.5	18.5	7.5	13.5	18.5	8.0	15.0	26.0	10.0	19.0	26.0	12.0	22.0	31.0			
.068	5.5	11.0	18.5	7.0	13.0	18.5	8.0	14.0	18.5	8.5	16.0	26.0	10.0	19.0	31.0	13.0	24.0	31.0			
.082	6.0	12.0	18.5	7.5	13.5	18.5	8.5	15.0	18.5	9.5	18.0	31.0	9.5	18.0	31.0	12.0	22.0	36.0			
.1	6.5	12.5	18.5	8.0	14.0	18.5	8.0	14.0	26.0	9.5	17.0	31.0	10.5	20.0	31.0	13.0	24.0	36.0			
.12	7.0	13.0	18.5	8.5	15.0	18.5	8.5	15.0	26.0	10.0	19.0	31.0	12.0	22.0	31.0	13.5	25.0	44.0			
.15	8.0	14.0	18.5	8.0	14.0	26.0	9.0	16.5	26.0	10.5	20.0	31.0	13.0	24.0	31.0	15.0	27.0	44.0			
.18	8.5	15.0	18.5	8.5	15.0	26.0	9.5	18.0	31.0	11.5	21.0	31.0	13.0	24.0	36.0	16.5	30.0	44.0			
.22	7.5	14.0	26.0	9.0	16.5	26.0	9.5	18.0	31.0	13.0	23.0	31.0	14.5	26.0	36.0	18.0	34.0	44.0			
.27	8.5	15.0	26.0	10.0	19.0	26.0	10.0	19.0	31.0	13.0	23.0	36.0	14.0	25.5	44.0						
.33	9.0	16.5	26.0	9.5	17.0	31.0	11.5	21.0	31.0	14.0	25.0	36.0	16.0	28.0	44.0						
.39	9.5	17.0	26.0	10.5	20.0	31.0	10.5	22.0	31.0	13.5	24.0	44.0	17.0	32.0	44.0						
.47	10.0	20.0	26.0	11.5	21.0	31.0	13.5	24.0	31.0	15.0	27.0	44.0	18.0	34.0	44.0						
.56	9.5	18.0	31.0	12.5	22.0	31.0	13.5	24.0	36.0												
.68	10.5	20.0	31.0	13.5	24.0	31.0	15.5	28.0	36.0												
.82	11.5	21.0	31.0	13.5	24.0	36.0	14.0	25.0	44.0												
1.0	13.0	24.0	31.0	15.0	27.0	36.0	16.0	28.0	44.0												

EFC will manufacture to any non-standard value and size. Please consult factory for special requirements.

### ELECTRONIC FILM CAPACITORS, INC.

Reidville Industrial Park \* 41 Interstate Lane \* WATERBURY, CONNECTICUT 06705

Phone (203) 755-5629 \* E-Mail: efc@filmcapacitors.com \* FAX (203) 755-0659





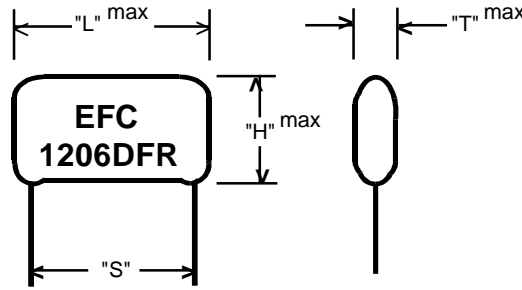
**1206DFR**

**Epoxy Dipped  
(Radial Leads)**

Lead Specs. - Tinned Copperweld

<u>L</u>	<u>S</u>	<u>DIA.</u>
8.0	5.0	0.5
10.5	7.5	0.6
13.0	10.0	0.6
18.5	15.0	0.8
26.0	22.5	0.8
31.0	27.5	0.8

**Miniature  
Polypropylene  
and Foil**



(All dimensions in millimeters)

**DIMENSIONS and RATINGS**

Cap.	1206DFR-2 63VDC			
	$\mu$ F	T	H	L
001	4.5	7.5	8.0	
0012	4.5	7.5	8.0	
0015	4.5	7.5	8.0	
0022	4.5	7.5	8.0	
0027	4.5	7.5	8.0	
0039	4.5	7.5	8.0	
0047	4.5	8.0	8.0	
0056	4.5	8.0	8.0	
0068	4.5	8.0	8.0	
0082	4.5	8.0	10.5	
01	4.5	8.0	10.5	
012	4.5	8.0	10.5	
015	4.5	8.0	10.5	
018	5.0	9.0	10.5	
022	5.5	10.0	10.5	
027	6.0	11.0	10.5	
033	6.5	11.5	10.5	
039	5.5	11.0	13.0	
047	6.0	12.0	13.0	
056	6.5	13.0	13.0	
068	7.0	14.0	13.0	
082	6.0	12.0	18.5	
1	6.5	12.5	18.5	
12	7.0	13.0	18.5	
15	8.0	14.0	18.5	
18	8.5	15.5	18.5	
22	9.0	16.5	18.5	
27	9.5	18.0	18.5	
33	10.5	20.0	18.5	
39	11.5	22.0	18.5	
47	12.5	24.0	18.5	

EFC will manufacture to any non-standard value and size. Please consult factory for special requirements.

**ELECTRONIC FILM CAPACITORS, INC.**

Reidville Industrial Park \* 41 Interstate Lane \* WATERBURY, CONNECTICUT 06705

Phone (203) 755-5629 \* E-Mail: efc@filmcapacitors.com \* FAX (203) 755-0659