

FEATURES

- Fast trip time, lower Trip-to-hold Ratio, Radial-leaded
- Product ideal for up to 36V
- Application: IEEE 1394 FireWire, Computers & Consumer electronics
- Operation Current: 500mA ~ 2.50A
- Maximum Voltage: 36V
- Temperature Range: -40°C to 85°C

AGENCY RECOGNITION

- UL (E211981)
- C-UL (E211981)

ELECTRICAL CHARACTERISTICS (23°C)

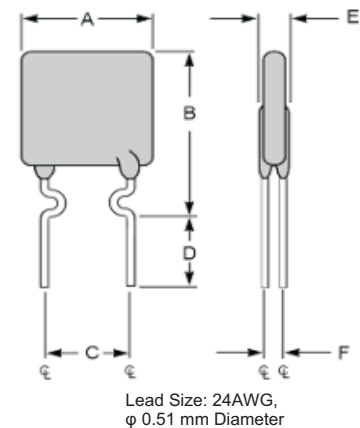
Part Number	Hold Current I _H , A	Trip Current I _T , A	Max Time to Trip at 5xI _H , Sec	Maximum Current I _{MAX} , A	Rated Voltage V _{MAX} , Vdc	Typical Power Pd, W	Resistance Tolerance	
							R _{MIN} OHMS	R _{1MAX} OHMS
FRT050-33F	0.50	1.00	5.0	40	36	0.67	0.14	0.448
FRT075-33F	0.75	1.50	4.0	40	36	0.71	0.12	0.368
FRT090-33F	0.90	1.80	3.5	40	36	0.74	0.09	0.288
FRT130-33F	1.20	2.30	3.5	40	36	0.78	0.07	0.180
FRT135-33F	1.35	2.50	4.5	40	36	0.84	0.06	0.143
FRT160-33F	1.60	2.75	4.5	40	36	0.86	0.04	0.131
FRT190-33F	1.90	3.00	3.5	40	36	0.90	0.05	0.092
FRT220-33F	2.20	3.50	6.5	40	36	0.95	0.03	0.080
FRT250-33F	2.50	4.00	8.0	40	36	0.99	0.02	0.064

I_H=Hold current-maximum current at which the device will not trip at 23°C still air.
 I_T=Trip current-minimum current at which the device will always trip at 23°C still air.
 V_{MAX}=Maximum voltage device can withstand without damage at its rated current.
 I_{MAX}=Maximum fault current device can withstand without damage at rated voltage (V_{MAX}).
 Pd=Typical power dissipated from device when in the tripped state in 23°C still air environment.
 R_{MIN}=Minimum device resistance at 23°C.
 R_{1MAX}=Maximum device resistance at 23°C, 1 hour after tripping.
 Physical specifications:
 Lead material: Tin plated copper, 24AWG
 Soldering characteristics: MIL-STD-202, Method 208E.
 Insulating coating: Flame retardant epoxy, meets UL-94V-0 requirement.

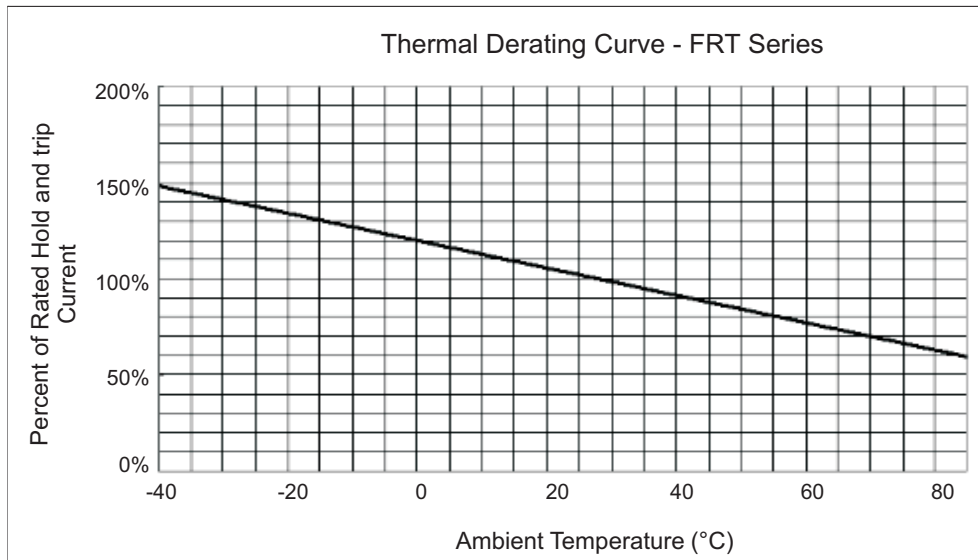
Note: All Specification subject to change without notice

FRT PRODUCT DIMENSIONS (MILLIMETERS)

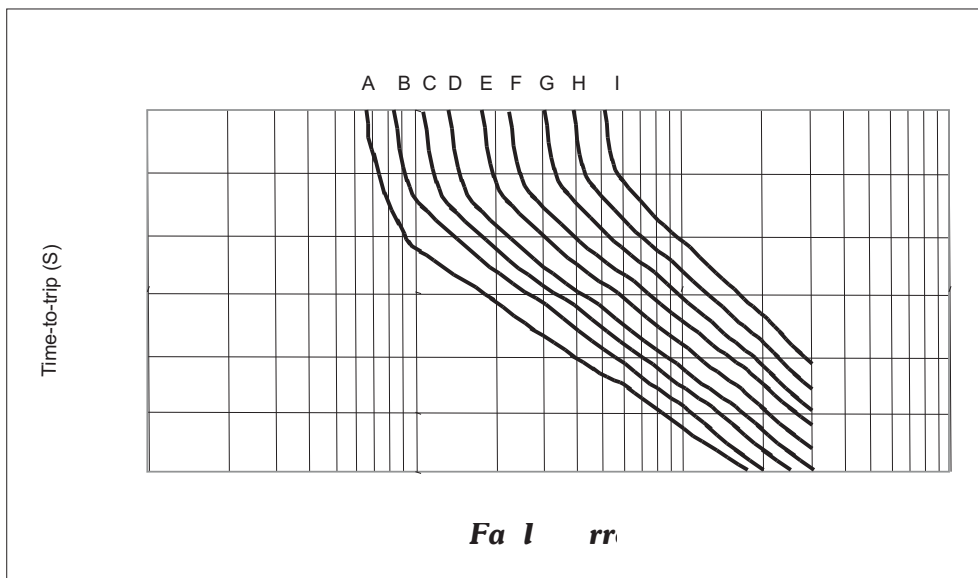
Part Number	A	B	C	D	E	F
	Maximum	Maximum	Typical	Minimum	Maximum	Typical
FRT050-33F	7.4	12.2	5.1	7.6	3.0	1.1
FRT075-33F	7.4	12.2	5.1	7.6	3.0	1.1
FRT090-33F	7.4	12.2	5.1	7.6	3.0	1.1
FRT120-33F	7.4	12.2	5.1	7.6	3.0	1.1
FRT135-33F	7.4	14.2	5.1	7.6	3.0	1.1
FRT160-33F	7.4	14.0	5.1	7.6	3.0	1.1
FRT190-33F	9.0	13.5	5.1	7.6	3.0	1.1
FRT220-33F	10.0	17.0	5.1	7.6	3.0	1.1
FRT250-33F	10.0	19.5	5.1	7.6	3.0	1.1



■ **THERMAL DERATING CURVE**



■ **TYPICAL TIME-TO-TRIP AT 23°C**



- A = FRT 050-33F
- B = FRT 075-33F
- C = FRT 090-33F
- D = FRT 120-33F
- E = FRT 135-33F
- F = FRT 160-33F
- G = FRT 190-33F
- H = FRT 220-33F
- I = FRT 250-33F

NOTE: All specification subject to change without notice.