

Coaxial Non-Reflection Terminator

DL Series



OUTLINE

Compact and wide-band terminators that is installed the chip resistor.

FEATURE

- The frequency range is wide and applicable to various applications.
- Applicable connector styles are SMA(DM series), BNC, N, SSMA and PDM series(DDK original interface).
※ Available other connector styles upon your request.
- Operating Temperature is from -40°C to 70°C (Humidity: 95% max.)

MATERIAL / FINISH

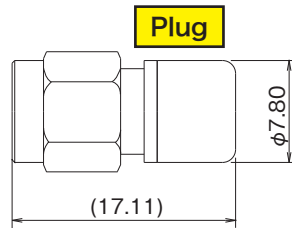
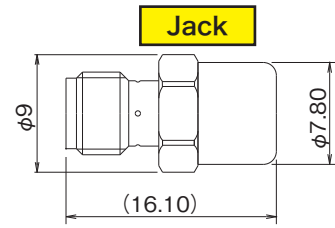


Part Number	Outer Conductor	Contact	Insulator
DL-DMP-4	Copper Alloy / Ni Plating	Copper Alloy / Au Plating	PTFE
DL-DMJ			
DL-SSMAP	Stainless Steel / Gold Plating		
DL-SSMAJ			
DL-PDMP-1	Copper Alloy / Ni Plating		
DL-NP			
DL-BNCP			

© Specifications and/or dimensions in this catalogue are subject to change without notice.
Your catalogue checking the latest specifications with our drawings would be highly appreciated.

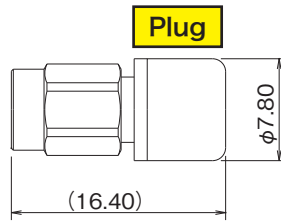
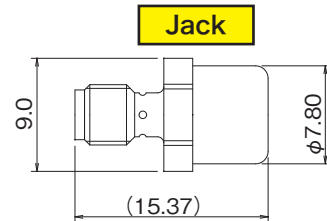
▶ DM Series

Characteristic Impedance : 50 Ω
 Frequency Range : DC ~ 10GHz
 VSWR : 1.1 max.
 Power : 0.25W max.

DL-DMP-4DL-DMJ

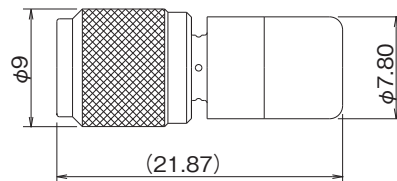
▶ SSMA Series

Characteristic Impedance : 50 Ω
 Frequency Range : DC ~ 10GHz
 VSWR : 1.1 max.
 Power : 0.25W max.

DL-SSMAPDL-SSMAJ

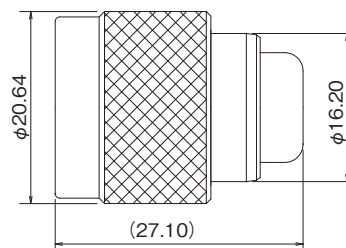
▶ PDM Series

Characteristic Impedance : 50 Ω
 Frequency Range : DC ~ 10GHz
 VSWR : 1.1 max. (DC ~ 3GHz)
 : 1.15 max. (DC ~ 10GHz)
 Power : 0.25W max.

DL-PDMP-1

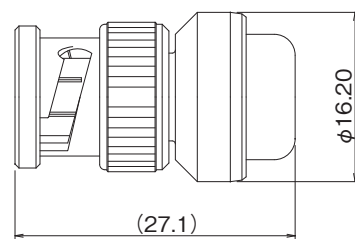
▶ N Series

Characteristic Impedance : 50 Ω
 Frequency Range : DC ~ 10GHz
 VSWR : 1.1 max. (DC ~ 3GHz)
 : 1.2 max. (DC ~ 10GHz)
 Power : 1W max.

DL-NP

▶ BNC Series

Characteristic Impedance : 50 Ω
 Frequency Range : DC ~ 4GHz
 VSWR : 1.1 max.
 Power : 1W max.

DL-BNCP