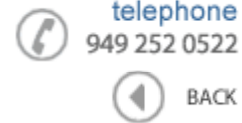




Data Sheet


 telephone  
 949 252 0522


BACK

Product Category: IF SAW Filter

Part Number	Package	Application	Last Modified
813-SL60.0M-21	13.3 x 6.5 SMD	IF SAW Filter	Jan 01, 2007

TYPE :

60.0MHz IF SAW Filter

PART NUMBER :

**813-SL60.0M-21**

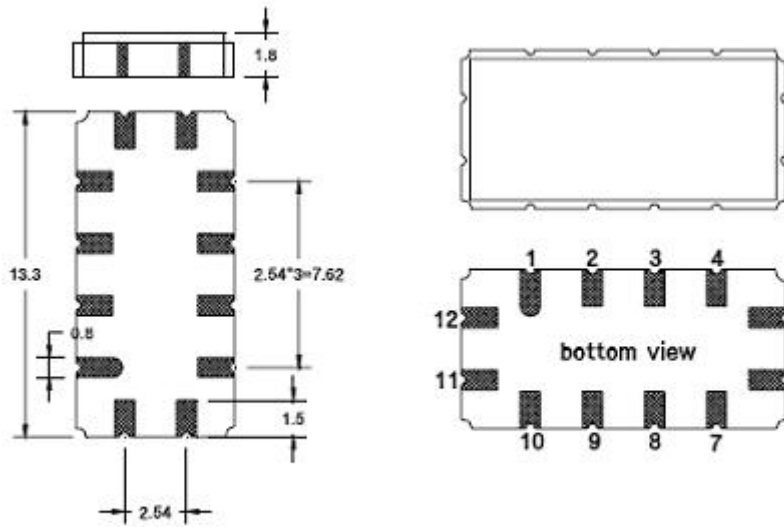
## OPERATING CONDITIONS / ELECTRICAL CHARACTERISTICS

PARAMETERS	Minimum	Typical	Maximum	Units
Center Frequency (Fo)	-	60.0	-	MHz
Insertion Loss at Fo	-	24.7	26.0	dB
Source Impedance (single ended)*	-	50	-	ohm
Load Impedance (single ended)*	-	50	-	ohm
Temperature Coefficient	-	-94	-	ppm/C
Amplitude Ripple (Fo+/-10 MHz)	-	0.7	1.0	dBp-p
1dB Bandwidth	20.0	21.2	-	MHz
Relative Attenuation:	-			
Fo+/-9.50 MHz	-	0	-	dB
Fo+/-10.90 MHz	-	1.5	-	dB
Fo+/-19.5 MHz	38	45	-	dB
Fo+20MHz	38	45	-	dB
Fo+/-40 MHz	40	45	-	dB
From DC to Fo - 29.5 MHz	40	45	-	dB
From Fo+29.75 to 100MHz	40	43	-	dB
Absolute Delay at Fo	-	0.93	-	us
Group Delay Variation (Fo+/-10MHz)	-	30	70	ns
Operating Temp	-45	-	+85	C
Storage Temp	-45	-	+85	C

\*With Matching Network (Ref. Testing Environment Circuit as Shown Below).

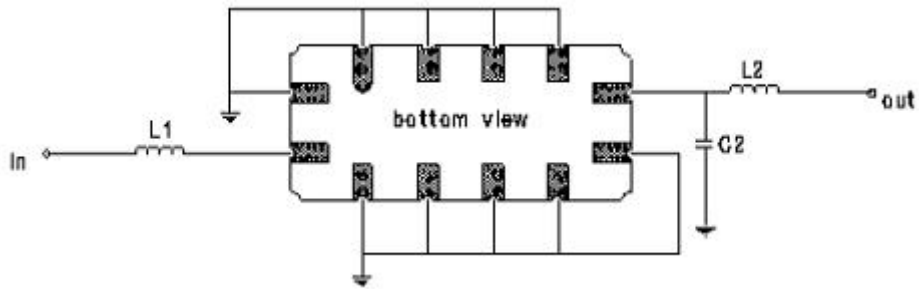
Those impedances could be modified with different impedance values and/or structures, if necessary

## PACKAGE OUTLINE (mm)



PIN Descriptions: IN – 11, OUT – 5, GROUND - 1,2,3,4,6,7,8,9,10,12

**TEST CIRCUIT**



TEST FIXTURE AND VALUES/SOURCE AND LOAD IMPEDANCE 50 ohm

INPUT: L1: 120 nH Q>40

OUTPUT: L2: 150 nH Q>40; C2: 20 pF

**FREQUENCY RESPONSE**



**Oscilent Corporation** - CALL **949.252.0522**

**Part No.:** 813-SL60.0M-21

18195 East McDermott Street, Building D, Irvine, CA 92614, USA  
Fax: 949.252.0599, E-Mail: Sales@Oscilent.com