

10BASE T ISOLATION TRANSFORMER

Electrical Specifications at 25°C

Turns Ratio $\pm 5\%$	1CT : 1.41CT (Pins 6-8:11-9) ¹ 1CT : 1CT (Pins 1-3:16-14) ²		
PARAMETER	MIN.	MAX.	UNITS
Open Circuit Inductance (1-3) @ 100 kHz-20mV	110		μH
Open Circuit Inductance (6-8) @ 100 kHz-20mV	110		μH
Leakage Inductance (1-3, Short 16-14) @ 100 kHz-20mV		0.4	μH
Leakage Inductance (6-8, Short 11-9) @ 100 kHz-20mV		0.4	μH
Interwinding Capacitance @ 100 kHz-20mV (1-3 to 14-16)		15	pF
Interwinding Capacitance @ 100 kHz-20mV (6-8 to 11-9)		15	pF
DC Resistance Primary		1.0	ohms
HI-POT	1500		V_{RMS}

1. Transmit
2. Receive

Fast Rise Times

Meets ECMA Requirements

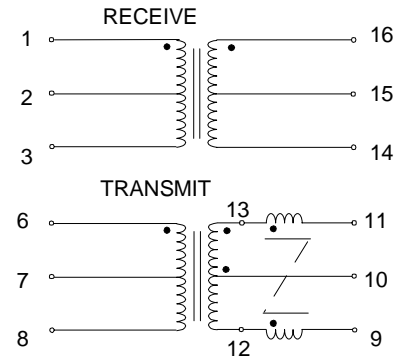
IEEE 802.3 Compatible
(10BASE 2, 10BASE 5, & 10BASE T)

Flammability: Materials used in the production of these units meet requirements of UL94-VO and IEC 695-2-2 needle flame test.

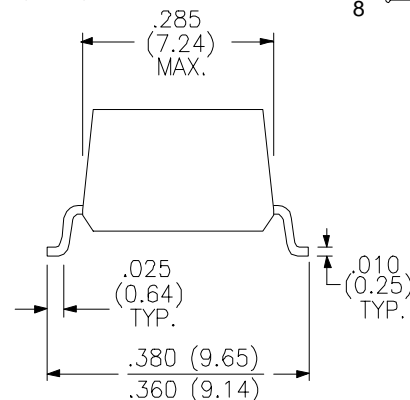
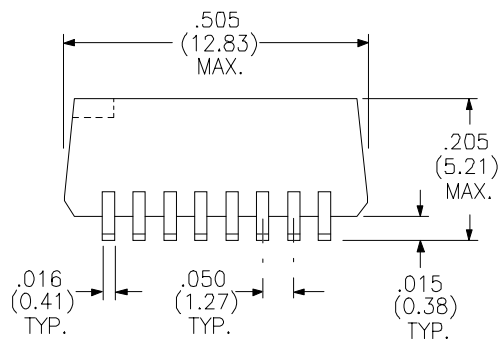
Parts shipped in anti-static tubes. 33 pieces per tube

Tape & Reel Available

SCHEMATIC DIAGRAM



Dimensions in inches (mm)



RHOMBUS P/N: **T-14961**

CUST P/N:

NAME:

DATE: 12/10/01

SHEET: 1 OF 1