

SCHOTTKY BARRIER RECTIFIERS

REVERSE VOLTAGE - **20 to 100**Volts
 FORWARD CURRENT - **1.0** Ampere

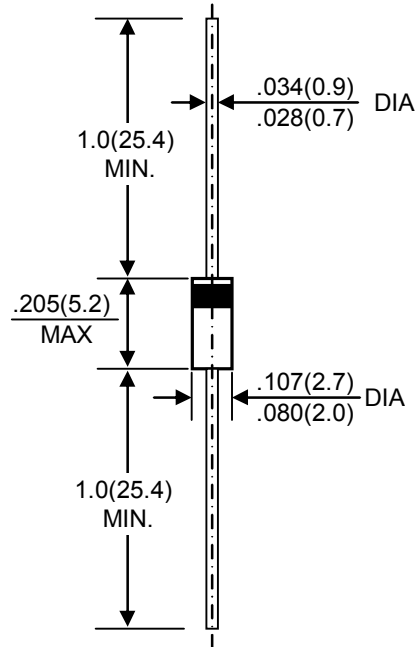
FEATURES

- Metal-Semiconductor junction with gard ring
- Epitaxial construction
- Low forward voltage drop
- High current capability
- The plastic material carries UL recognition 94V-0
- For use in low vlotage, high frequency inverters, free wheeling, and polarity protection applications

MECHANICAL DATA

- Case: JEDEC DO-41 molded plastic
- Polarity: Color band denotes cathode
- Weight: 0.012 ounces , 0.34 grams
- Mounting position: Any

DO- 41



Dimensions in inches and (millimeters)

MAXIMUM RATINGS AND ELECTRICAL CHARACTERISTICS

Rating at 25°C ambient temperature unless otherwise specified.

Single phase, half wave ,60Hz, resistive or inductive load.

For capacitive load, derate current by 20%

CHARACTERISTICS	SYMBOL	SR120	SR130	SR140	SR150	SR160	SR180	SR1100	UNIT
Maximum Recurrent Peak Reverse Voltage	VRRM	20	30	40	50	60	80	100	V
Maximum RMS Voltage	VRMS	14	21	28	35	42	56	70	V
Maximum DC Blocking Voltage	VDC	20	30	40	50	60	80	100	V
Maximum Average Forward Rectified Current 0.375" (9.5mm) Lead Lengths @TL=100 °C	I(AV)	1.0							A
Peak Forward Surge Current 8.3ms Single Half Sine-Wave Super Imposed on Rated Load(JEDEC Method)	IFSM	40							A
Peak Forward Voltage at 1.0A DC	VF	0.55		0.70		0.85		V	
Maximum DC Reverse Current @TJ=25°C at Rated DC Bolcking Voltage @TJ=100°C	IR	1.0 10							mA
Typical Junction Capacitance (Note1)	CJ	110			80				pF
Typical Thermal Resistance (Note2)	RθJL	15							°C/W
Operating Temperature Range	TJ	-55 to +125							°C
Storage Temperature Range	TSTG	-55 to +150							°C

NOTES: 1.Measured at 1.0 MHz and applied reverse voltage of 4.0V DC.

2.Thermal resistance junction to lead.

RATING AND CHARACTERISTIC CURVES
SR120 thru SR1100



FIG. 1 – FORWARD CURRENT DERATING CURVE

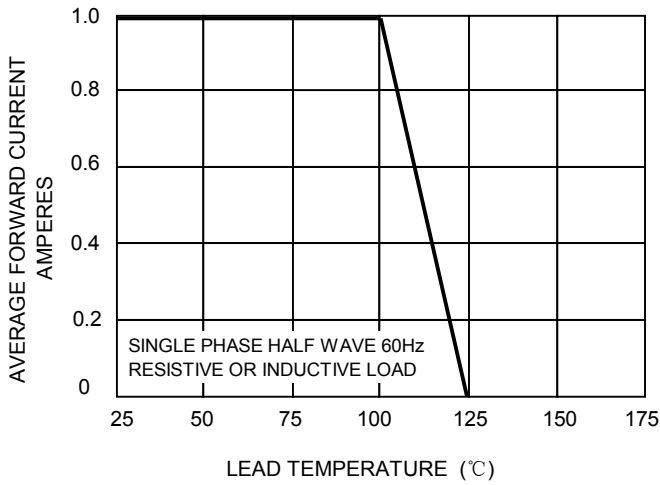


FIG. 2 – MAXIMUM NON-REPETITIVE SURGE CURRENT

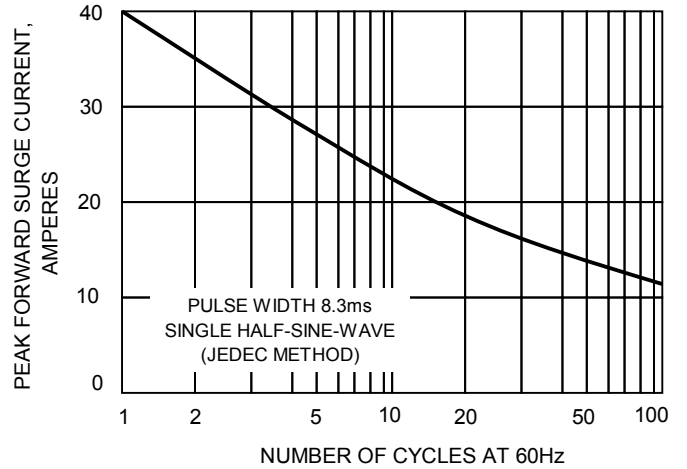


FIG.3 – TYPICAL JUNCTION CAPACITANCE

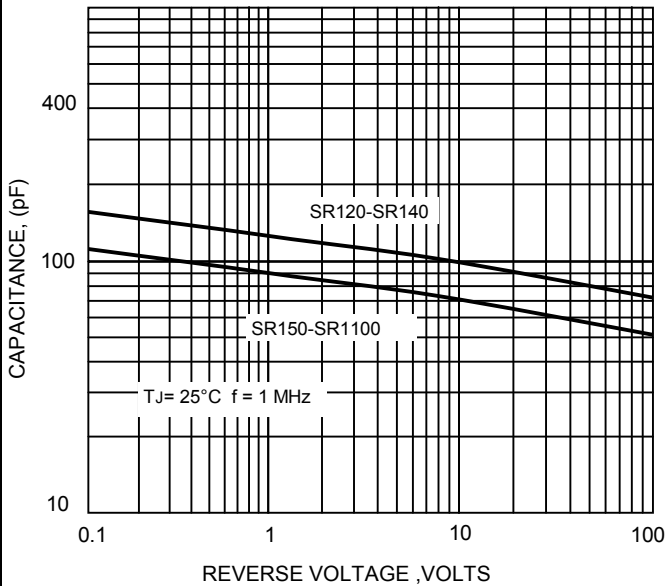


FIG.3-TYPICAL FORWARD CHARACTERISTICS

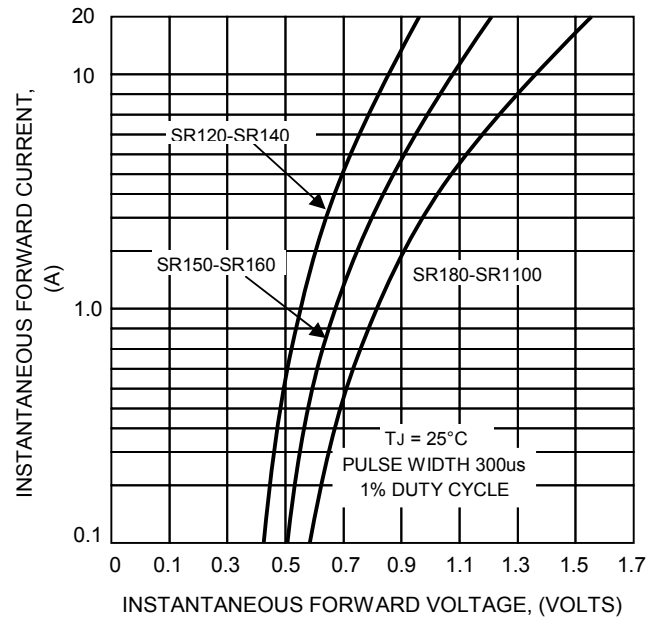


FIG.5-TYPICAL REVER CHARACTERISTICS

