

Features

- Low Noise Figure
- Low Distortion
- Surface Mount Package
- Push-Pull Design Application
- Single Positive Supply

Description

M/A-COM's MAAMSS0001 is a GaAs PHEMT MMIC amplifier in a surface mount SOICN-16 package. The MMIC design is configured as a pair of cascode PHEMT amplifiers for broadband performance. It is designed for integration in a 75-ohm push-pull low distortion amplifier circuit. The device is ideally suited for use in CATV, DBS, and DTV applications where low noise figure, low distortion and high linearity are required.

Ordering Information ¹

Part Number	Package
MAAMSS0001	SOICN-16 Plastic Package
MAAMSS0001TR	7 inch, 1000 piece reel
MAAMSS0001SMB	Sample Test Board (Includes 5 Samples)

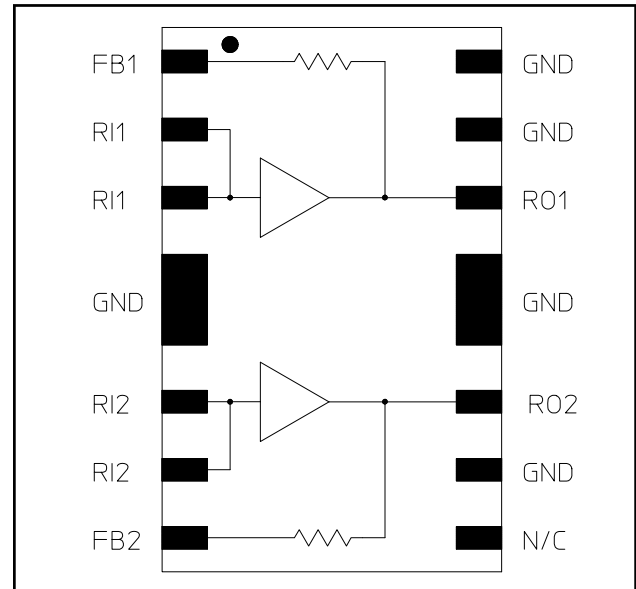
1. Reference Application Note M513 for reel size information.

Absolute Maximum Ratings ²

Parameter	Absolute Maximum
Input Power	+20 dBm
Operating Voltage	+10 volts
Operating Temperature	-40°C to +85°C
Storage Temperature	-65°C to +150°C

2. Exceeding any one or combination of these limits may cause permanent damage to this device.

Functional Schematic



Pin Configuration

PIN No.	PIN Name	Description
1	FB1	Feedback 1
2	R11	RF Input 1
3	R11	RF Input 1
4	GND	Ground
5	GND	Ground
6	R12	RF Input 2
7	R12	RF Input 2
8	FB2	Feedback 2
9	N/C	No Connection
10	GND	Ground
11	RO2	RF Output 2
12	GND	Ground
13	GND	Ground
14	RO1	RF Output 1
15	GND	Ground
16	GND	Ground

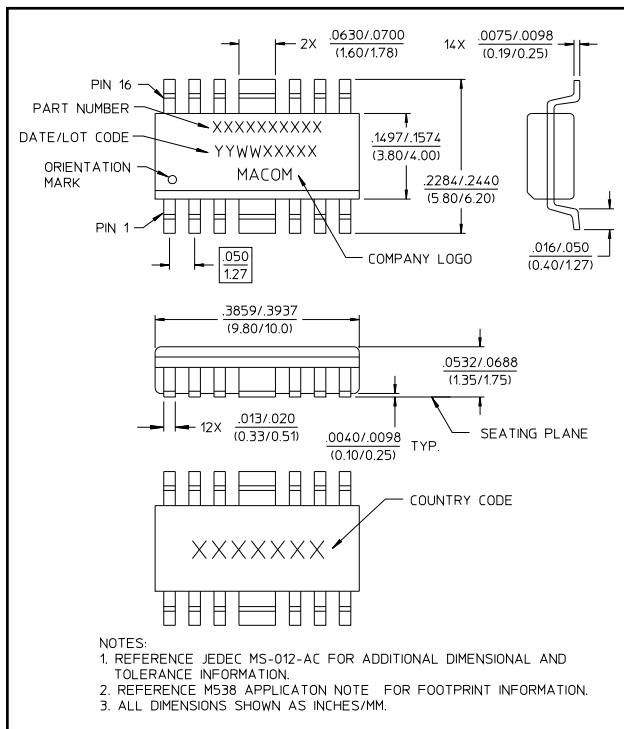
Low Noise CATV Amplifier 50 - 870 MHz

Rev. V2

Electrical Specifications: $T_A = 25^\circ\text{C}$, Freq: 50 - 870 MHz, $V_{DD} = +5$ Volts, $Z_0 = 75$ ohms, Test Circuit with M/A-COM Balun ETN1-1-13TR

Parameter	Test Conditions	Units	Min.	Typ.	Max.
Gain	—	dB	11.5	12.0	13.0
Gain Flatness	—	dB	—	0.35	—
Noise Figure	50-150 MHz	dB	—	3.8	4.0
	150-870 MHz	dB	—	2.8	—
Input Return Loss	—	dB	—	15	—
Output Return Loss	—	dB	—	11	—
IP3	Two tones at 397 & 403 MHz, +4 dBm output per tone	dBm	—	33	—
Composite Triple Beat, CTB	135 Channels, +25 dBmV/Channel at the output	dBc	—	-72.5	-70
Composite Second Order, CSO	135 Channels, +25 dBmV/Channel at the output	dBc	—	-75	-70
Cross modulation	135 Channels, +25 dBmV/Channel at the output	dBc	—	-64	—
P1dB	400 MHz	dBm	—	23	—
I_{DD}	+ 5 Volts	mA	—	190	225

SOICN-16



Handling Procedures

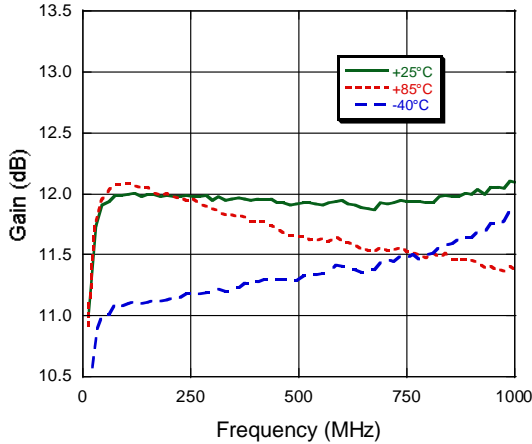
Please observe the following precautions to avoid damage:

Static Sensitivity

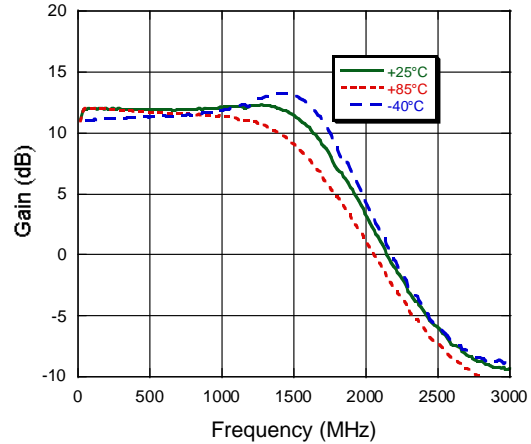
Gallium Arsenide Integrated Circuits are sensitive to electrostatic discharge (ESD) and can be damaged by static electricity. Proper ESD control techniques should be used when handling these devices.

Typical Performance Curves

Gain vs. Frequency over Temperature

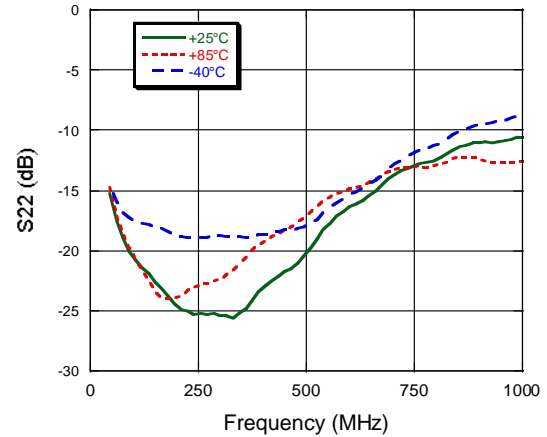
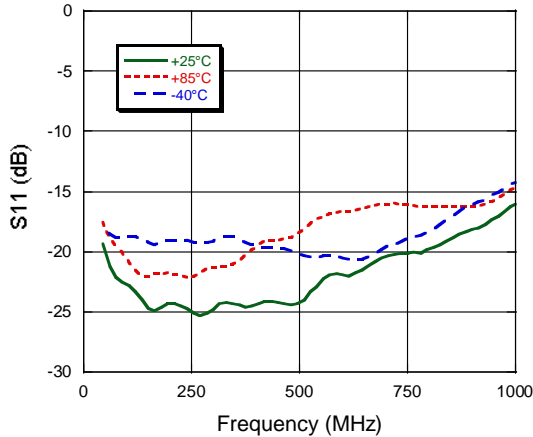


Gain vs. Frequency to 3 GHz over Temperature

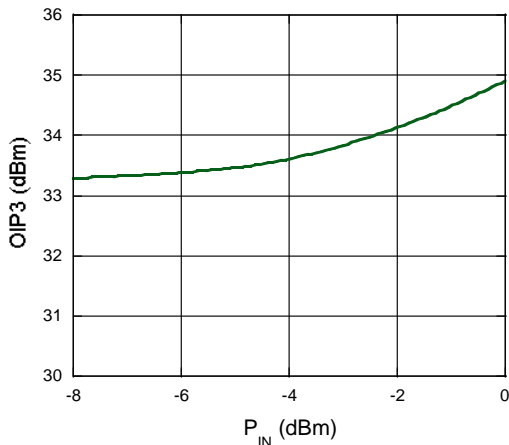


In-

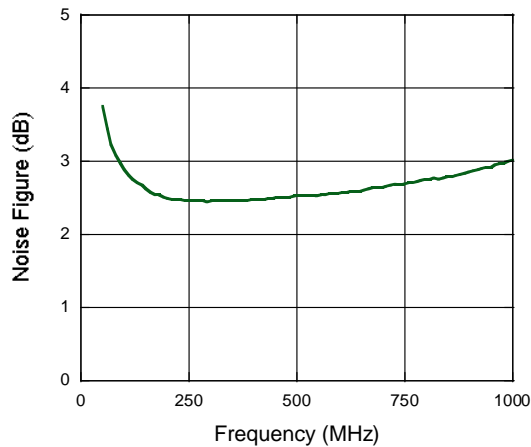
Output Return Loss vs. Frequency over Temperature



OIP3 vs. P_{IN} at 400 MHz, 25°C

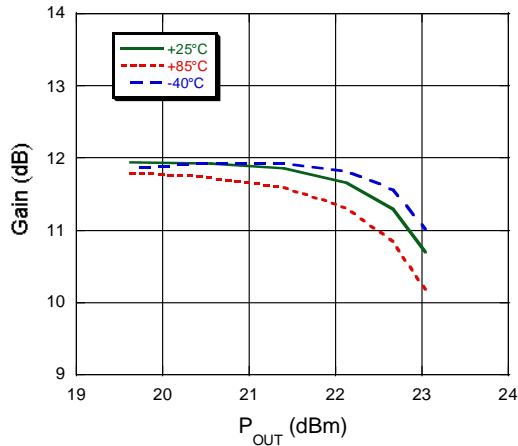


Noise Figure vs. Frequency, 25°C

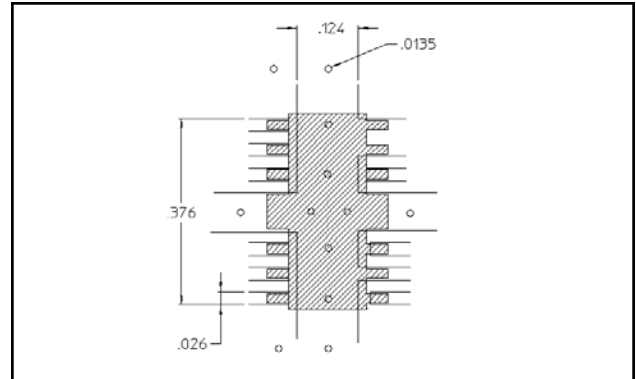


Typical Performance Curves

Gain vs P_{OUT} at 400 MHz vs. Temperature



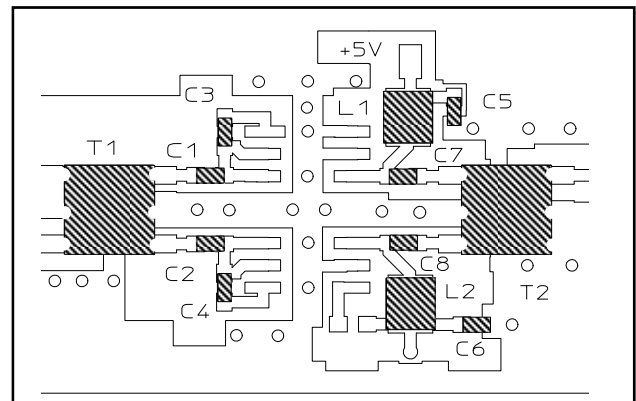
Recommended PCB Configuration with 0.031" thick FR4



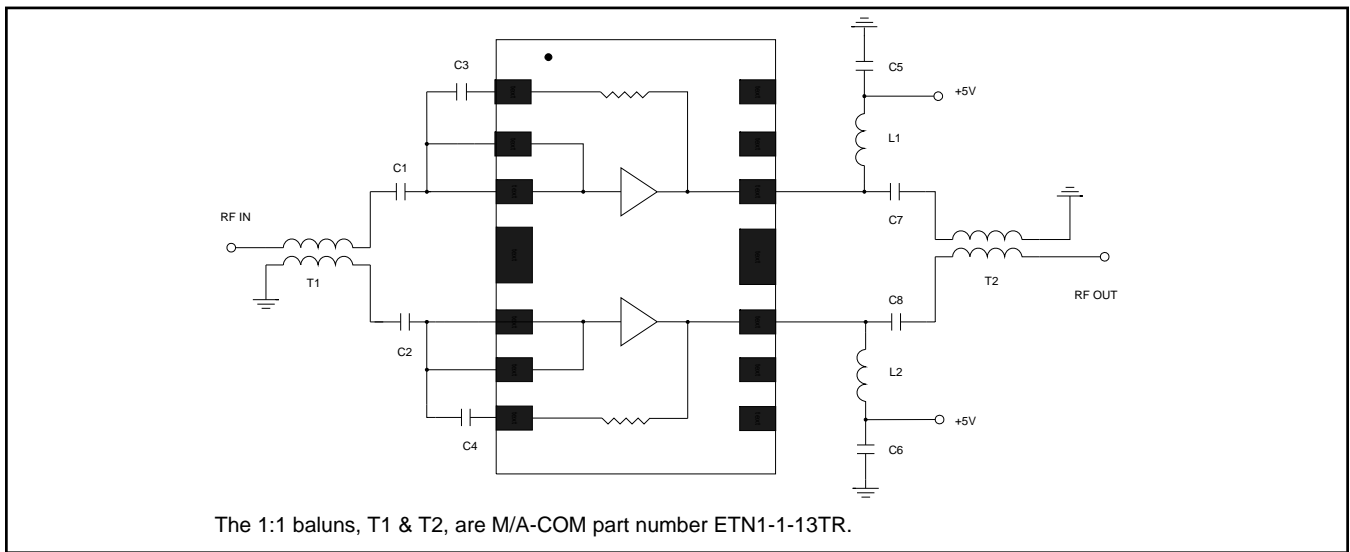
External Circuitry Parts List

Qty	Description	
8	Capacitor, 0.01 μ F, 0603, SMT, 10%	(C1-C8)
2	Inductor, 390 nH, 1008, SMT, 10%	(L1, L2)
2	Balun, 1:1, M/A-COM, ETN1-1-13TR, SMT	(T1, T2)

Recommended Test Circuit Layout



Test Circuit Schematic



ADVANCED: Data Sheets contain information regarding a product M/A-COM Technology Solutions is considering for development. Performance is based on target specifications, simulated results, and/or prototype measurements. Commitment to develop is not guaranteed.
PRELIMINARY: Data Sheets contain information regarding a product M/A-COM Technology Solutions has under development. Performance is based on engineering tests. Specifications are typical. Mechanical outline has been fixed. Engineering samples and/or test data may be available. Commitment to produce in volume is not guaranteed.

- **North America** Tel: 800.366.2266 / Fax: 978.366.2266
- **Europe** Tel: 44.1908.574.200 / Fax: 44.1908.574.300
- **Asia/Pacific** Tel: 81.44.844.8296 / Fax: 81.44.844.8298

Visit www.macomtech.com for additional data sheets and product information.

M/A-COM Technology Solutions Inc. and its affiliates reserve the right to make changes to the product(s) or information contained herein without notice.