



# BRIGHT LED ELECTRONICS CORP.

## LED LAMPS SPECIFICATION

●COMMODITY : Round  $\phi$  10

PAGE: 2

●DEVICE NUMBER : BL-BF330A

VERSION : 1.0

●ELECTRICAL AND OPTICAL CHARACTERISTICS (Ta=25°C)

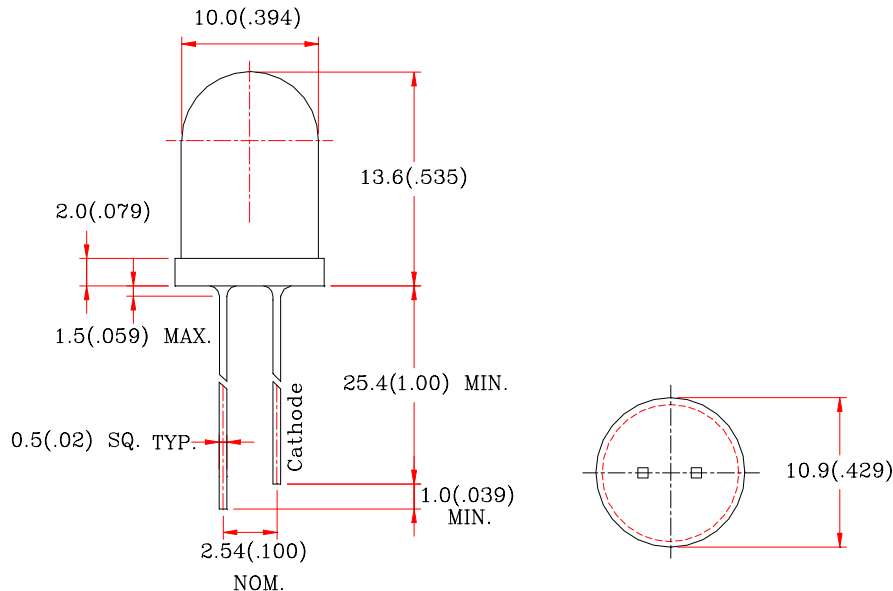
| Chip             |   | Lens<br><br>Appearance | Absolute Maximum<br>Rating |            |            |                | Electro-optical<br>Data (At 20mA) |      |                  | Viewing<br>Angle<br>2 $\theta$ 1/2<br>(deg) |
|------------------|---|------------------------|----------------------------|------------|------------|----------------|-----------------------------------|------|------------------|---|
| Emitted<br>Color | Peak<br>Wave<br>Length<br>$\lambda$ P(nm) |                        | $\Delta \lambda$<br>(nm)   | Pd<br>(mW) | If<br>(mA) | Peak<br>If(mA) | Vf(V)                             |      | Iv Typ.<br>(mcd) |   |
|                  |   |                        |                            |            |            |                | Typ.                              | Max. |                  |   |
| Ultra Red        | 660                                       | Water Clear            | 20                         | 65         | 30         | 150            | 2.0                               | 2.6  | 1000             | 25  |

Remark : Viewing angle is the Off-axis angle at which the luminous intensity is half the axial luminous intensity.

●ABSOLUTE MAXIMUM RATINGS (Ta=25°C)

|  |                     |
|--|---------------------|
| Reverse Voltage .....                      | 5V                  |
| Reverse Current (V <sub>R</sub> =5V) ..... | 100 $\mu$ A         |
| Operating Temperature Range .....          | -40°C ~ 80°C        |
| Storage Temperature Range .....            | -40°C ~ 85°C        |
| Lead Soldering Temperature .....           | 260°C For 5 Seconds |

●PACKAGE DIMENSIONS



NOTES: 1.All dimensions are in millimeters (inches).

2.Tolerance is  $\pm 0.25$ mm (0.01") unless otherwise specified.

3.Lead spacing is measured where the leads emerge from the package.

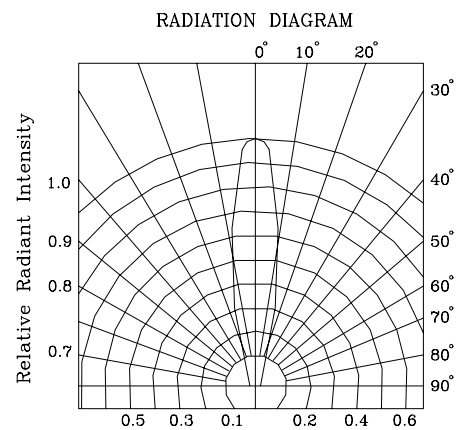
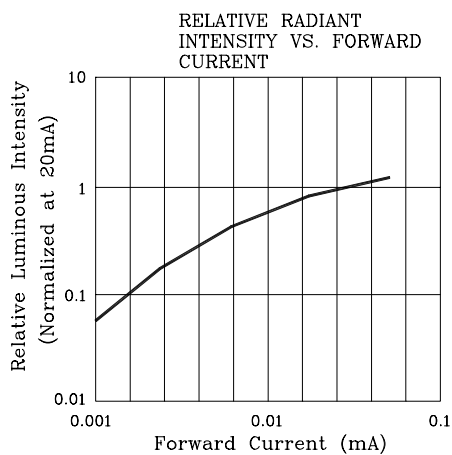
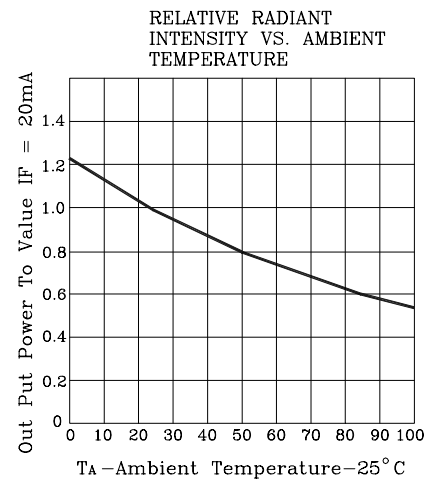
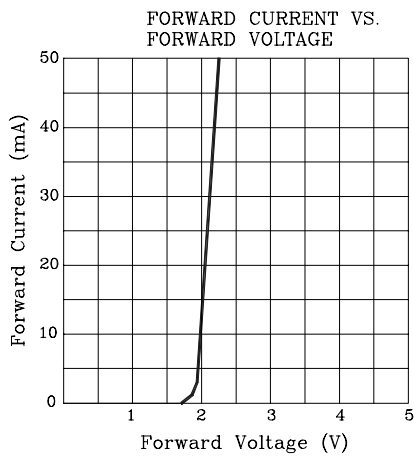
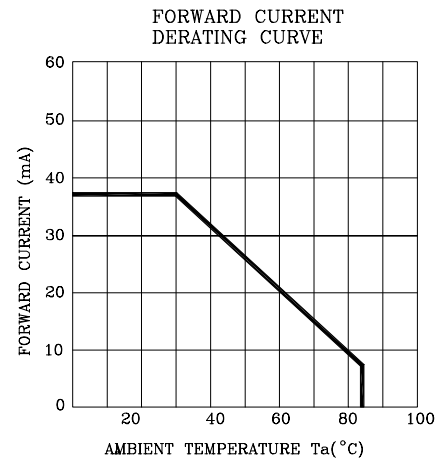
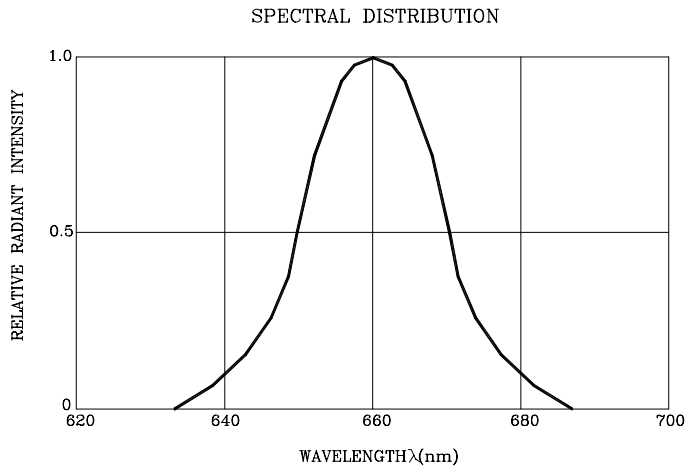
4.Specifications are subject to change without notice.

# BRIGHT LED ELECTRONICS CORP.

## LED LAMPS SPECIFICATION

- COMMODITY : Round  $\phi 10$
- DEVICE NUMBER : BL-BF330A
- ELECTRICAL AND OPTICAL CHARACTERISTICS (Ta=25°C)

PAGE: 3  
VERSION : 1.0



# BRIGHT LED ELECTRONICS CORP.

## LED LAMPS SPECIFICATION

### RELIABILITY TEST

PAGE: 4  
VERSION : 1.0

| Classification     | Test Item                                    | Reference Standard  | Test Conditions  | Result |
|--------------------|--|---|--|--------|
| Endurance Test     | Operation Life                               | MIL-STD-750:1026<br>MIL-STD-883:1005<br>JIS C 7021 :B-1                     | Connect with a power $I_f=20\text{mA}$<br>$T_a$ =Under room temperature<br>Test time=1,000hrs  | 0/100  |
|                    | High Temperature<br>High Humidity<br>Storage | MIL-STD-202:103B<br>JIS C 7021 :B-11  | $T_a=85^\circ\text{C}\pm 5^\circ\text{C}$<br>RH=90%-95%<br>Test time=240hrs  | 0/100  |
|                    | High Temperature<br>Storage                  | MIL-STD-883:1008<br>JIS C 7021 :B-10  | High $T_a=105^\circ\text{C}\pm 5^\circ\text{C}$<br>Test time=1,000hrs  | 0/100  |
|                    | Low Temperature<br>Storage                   | JIS-C-7021 :B-12  | Low $T_a=-55^\circ\text{C}\pm 5^\circ\text{C}$<br>Test time=1,000hrs   | 0/100  |
| Environmental Test | Temperature Cycling                          | MIL-STD-202:107D<br>MIL-STD-750:1051<br>MIL-STD-883:1010<br>JIS C 7021 :A-4 | $-55^\circ\text{C} \sim 25^\circ\text{C} \sim 105^\circ\text{C} \sim 25^\circ\text{C}$<br>30min 5min 30min 5min<br>Test Time=10cycle | 0/100  |
|                    | Thermal Shock                                | MIL-STD-202:107D<br>MIL-STD-750:1051<br>MIL-STD-883:1011                    | $-55^\circ\text{C}\pm 5^\circ\text{C} \sim 105^\circ\text{C}\pm 5^\circ\text{C}$<br>10min 10min<br>Test Time=10cycle                 | 0/100  |
|                    | Solder Resistance                            | MIL-STD-202:201A<br>MIL-STD-750:2031<br>JIS C 7021 :A-1                     | $T_{\text{sol}}=260\pm 5^\circ\text{C}$<br>Dwell Time= $5\pm 1\text{sec.}$   | 0/50   |
|                    | Solder ability                               | MIL-STD-202:208D<br>MIL-STD-750:2026<br>MIL-STD-883:2003<br>JIS C 7021 :A-2 | $T_{\text{sol}}=230\pm 5^\circ\text{C}$<br>Dwell Time= $5\pm 1\text{sec.}$   | 0/50   |
|                    | Lead Bending Stress                          | MIL-STD-750:2036<br>JIS C 7021 :A-11  | $0^\circ\sim 90^\circ\sim 0^\circ$ bend , 3 cycles<br>Weight 250g  | 0/50   |

#### JUDGMENT CRITERIA OF FAILURE FOR THE RELIABILITY

| Measuring items    | Symbol | Measuring conditions | Judgement criteria for failure |
|--------------------|--------|----------------------|--------------------------------|
| Forward voltage    | $V_F$  | $I_f=20\text{mA}$    | Over $U_x1.2$                  |
| Reverse current    | $I_r$  | $V_r=5\text{V}$      | Over $U_x2$                    |
| Luminous intensity | $I_v$  | $I_f=20\text{mA}$    | Below $S_x0.5$                 |

Note: 1.U means the upper limit of specified characteristics. S means initial value.

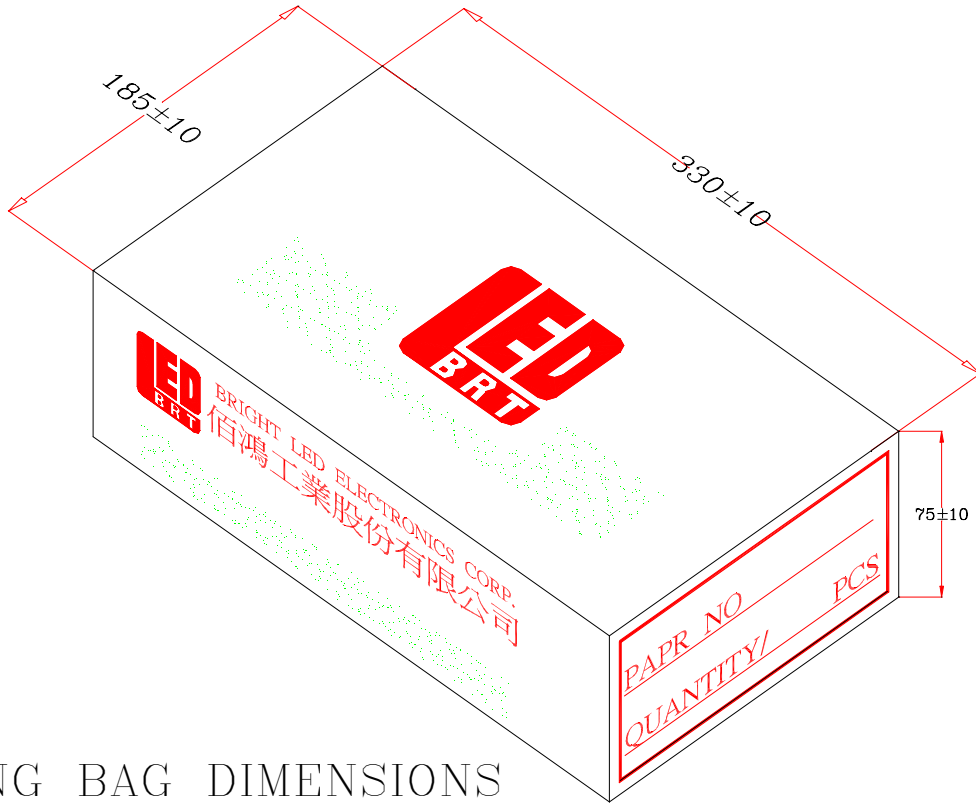
2.Measurment shall be taken between 2 hours and after the test pieces have been returned to normal ambient conditions after completion of each test.

# BRIGHT LED ELECTRONICS CORP.

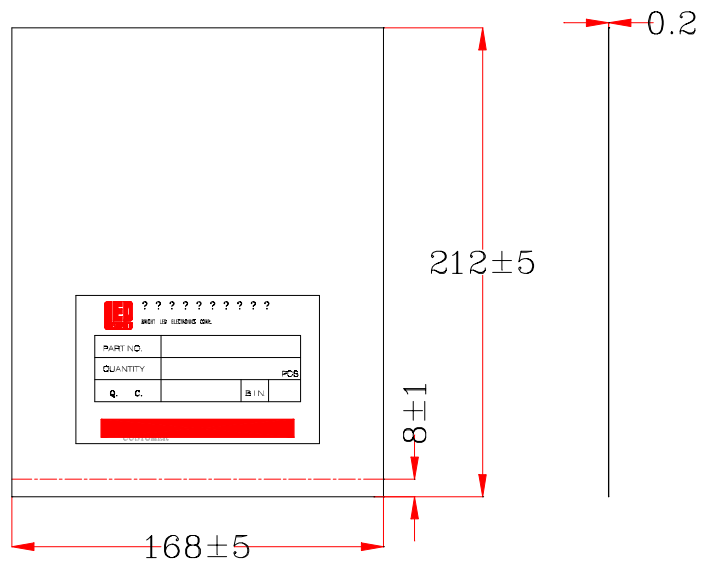
## PACKAGING DIMMENSIONS

PAGE: 5  
VERSION : 1.0

### PACKAGING BOX DIMENSIONS:



### PACKAGING BAG DIMENSIONS



### NOTES:

- 1.250 PCS PER BAG, 2.5K PCS PER BOX
- 2.ALL Dimensions are in millimeters (inches).
- 3.Specifications are subject to change without notice.