


LED 1 OPTION **LED 2 OPTION**

SHIELD

Dimensions: .649 [16.50], .531 [13.50], .620 [15.75], .500 [12.70], .212 [5.40], .135 [3.43], .103 [2.62], .540 [13.72], .360 [9.14], .281 [7.14], .040 [1.02], .070 [1.78], .135 [3.43], .500 [12.70], .360 [9.14], .639 [16.25]

TYPE AR
LED JACK .531" HEIGHT
TOP TAB & TOP LEDs, THRU HOLE
8P8C




MTJ-88ARX1-FS-LG
 Also available with panel ground tabs

LED 1 OPTION **LED 2 OPTION**

SHIELD

Dimensions: .649 [16.50], .445 [11.30], .055 [1.41], .452 [11.48], .630 [16.00], .630 [16.00], .594 [15.10], .531 [13.50], .441 [11.20], .086 [2.20], .063 [1.60], .177 [4.50], .171 [4.35], .552 [14.02], .452 [11.48], .070 [1.78], .352 [8.94], .142 [3.60], .171 [4.35], .057 [1.45], .281 [7.14], .031 [0.80], .630 [16.00]

TYPE AA
LED JACK .441" HEIGHT
BOTTOM TAB & BOTTOM LEDs
THRU HOLE
8P8C




MTJ-88AAX1-FS-LG-PG

LED 1 OPTION **LED 2 OPTION**

SHIELD

Dimensions: .720 [18.30], .620 [15.75], .500 [12.70], .505 [12.83], .610 [15.50], .195 [4.95], .085 [2.16], .230 [5.84], .135 [3.43], .540 [13.72], .020 [0.51], .090 [2.29], .035 [0.90] 12 PLCS, .100 [2.54], .500 [12.70], .230 [5.84], .040 [1.02], .281 [7.14], .128 [3.25]

TYPE D
TOP ENTRY LED JACK .610" HEIGHT WITH LEDs NON-SHIELDED
8P8C



MTJ-88DX1-LG

LED CONFIGURATION		
SUFFIX	LED 1	LED 2
LA	YELLOW	YELLOW
LD	GREEN	GREEN
LG	YELLOW	GREEN
LH	GREEN	YELLOW
LI	ORANGE/ GREEN	ORANGE/ GREEN

Recommended PCB Layout

JACKS WITH LEDs ORDERING INFORMATION

MTJ	8	4	AR	2	1	LD
SERIES INDICATOR MTJ = Modular telephone jack	HOUSING PLUG SIZE 8 or 10	NO. OF CONTACT POSITIONS FILLED 2, 4, 6, 8 or 10	HOUSING TYPE AR, AA, D	PLATING X = Gold Flash 0 = 15 µin gold 1 = 30 µin gold 2 = 50 µin gold	BODY COLOR 1 = Black 2 = Gray	LED Configuration See Chart above <i>Leave blank for no LEDs</i>

OPTIONS:
 SMT = Surface mount tails with Hi-Temp insulator
 PG = Panel Ground Tabs
 LX = LED's, use LA, LD, LG, LH, LI, see LED Configuration Chart