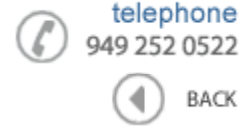




Data Sheet



Product Category: RF SAW Filter

Part Number	Package	Application	Last Modified
802-RF915.0M-D	3.0 x 3.0 SMD	Wireless	Jan. 01, 2007

TYPE :

Wireless, RF SAW Filter



PART NUMBER :

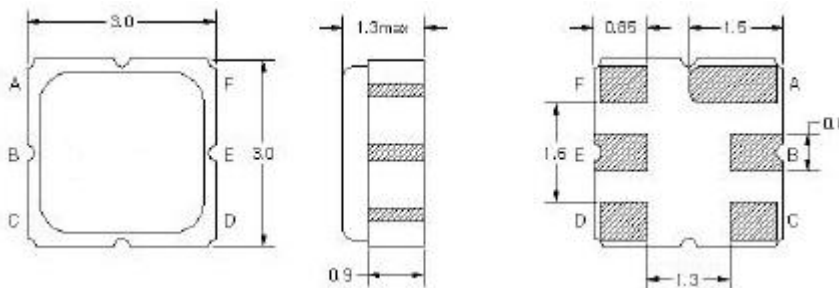
802-RF915.0M-D

OPERATING CONDITIONS / ELECTRICAL CHARACTERISTICS

PARAMETERS	Condition	Minimum	Typical	Maximum	Units
Center Frequency (Fo)	-	-	915.0	-	MHz
Maximum Insertion Loss	902.0~ 927.0 MHz	-	2.5	3.0	dB
Stop Band Attenuation:	D.C.~ 800.0 MHz	50	60	-	dB
	800.0~845.0 MHz	50	55	-	
	845.0~ 880.0MHz	45	50	-	
	950.0~ 990.0 MHz	26	31	-	
	990.0~ 1200.0 MHz	50	58	-	
	1200.0~ 2000.0 MHz	30	38	-	
Amplitude Ripple	902.0~ 927.0MHz	-	0.7	1.5	dBp-p
Source Impedance (single ended)*	-	-	50	-	ohm
Load Impedance (single ended)*	-	-	50	-	ohm
VSWR	902.0~ 927.0 MHz	-	1.45	2.0	-
Maximum DC Voltage	-	-	-	5	V
Maximum Input Power	-	-	-	20	dBm
Operating Temperature	-	-30	-	+85	°C

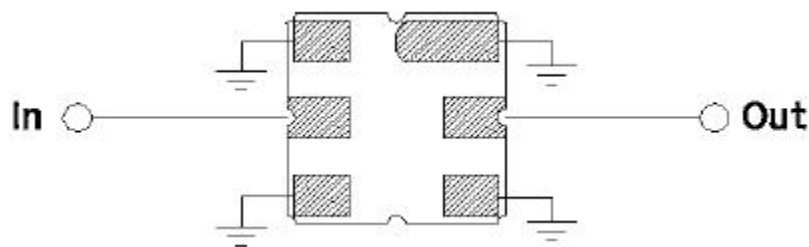
* No Matching Network(Ref. Testing Enviroment Circuit as shown below)

PACKAGE OUTLINE (mm)



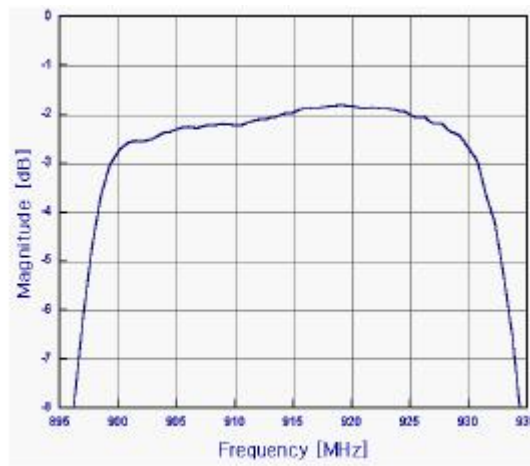
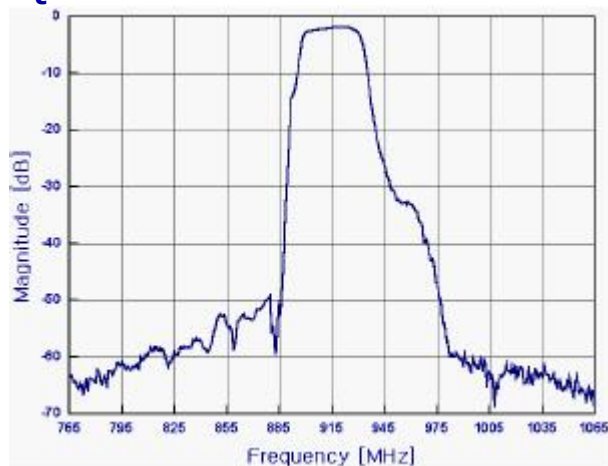
PIN LAYOUT	
A	Ground
B	Out
C	Ground
D	Ground
E	In
F	Ground

TEST FIXTURE

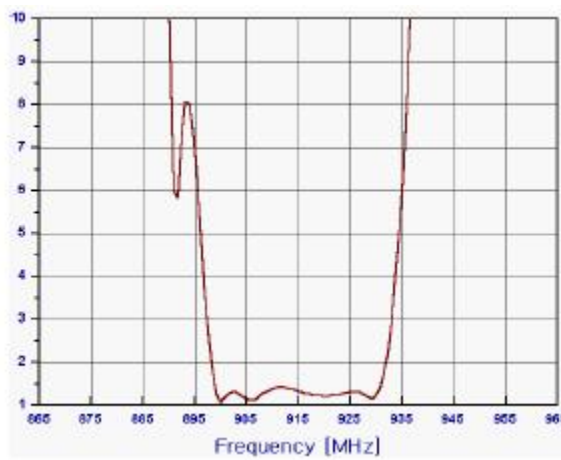
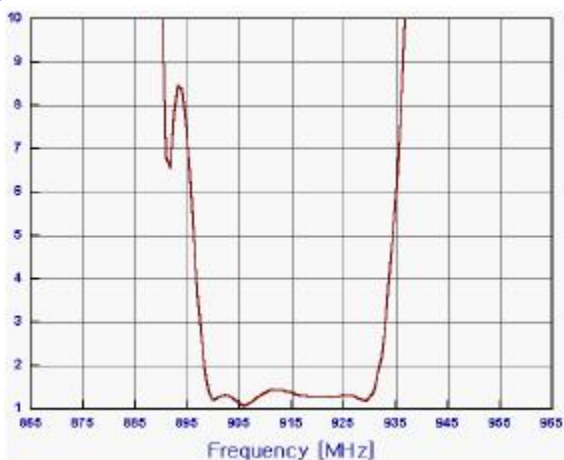


Load/ Source Impedance = 50 ohms

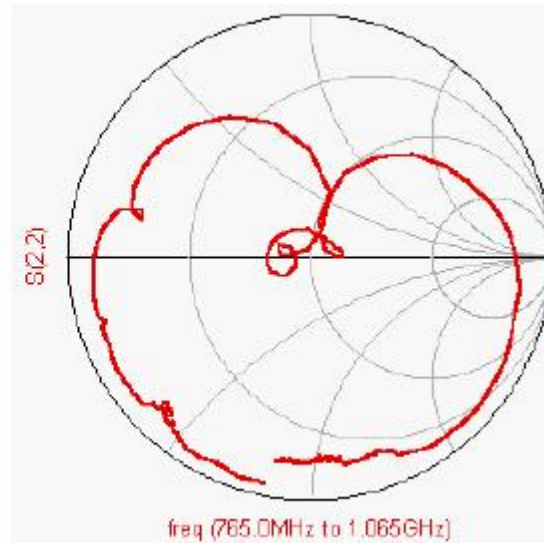
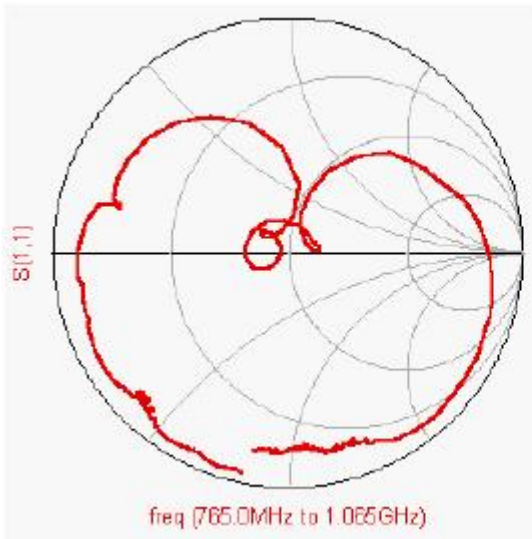
FREQUENCY RESPONSE



VSWR



SMITH CHART



Oscilent Corporation - CALL **949.252.0522**

18195 East McDermott Street , Building D , Irvine , CA 92614 , USA
Fax: 949.252.0599 , E-Mail: Sales@Oscilent.com

Part No.: 802-RF915.0M-D