


Power Metal Strip® Resistors, Low Value, High Power, Surface Mount



FEATURES

- High power to foot print size ratio
- Ideal for all types of current sensing, voltage division and pulse applications including switching and linear power supplies, instruments, power amplifiers and shunts
- Proprietary processing technique produces extremely low resistance values down to 0.0005 Ω
- All welded construction
- Solid metal Iron-Chrome or Manganese-Copper alloy resistive element with low TCR (< 20 ppm/°C)
- Very low inductance 0.5 nH to 5 nH
- Excellent frequency response to 50 MHz
- Low thermal EMF (< 3 μV/°C)



RoHS
COMPLIANT

STANDARD ELECTRICAL SPECIFICATIONS				
GLOBAL MODEL	POWER RATING $P_{70\text{ }^\circ\text{C}}$ W	TOLERANCE %	RESISTANCE VALUE AVAILABLE $m\Omega$	WEIGHT (Typical) g/1000 pieces
WSL2726	3.0	1.0	0.5, 2, 3, 5	420

Notes

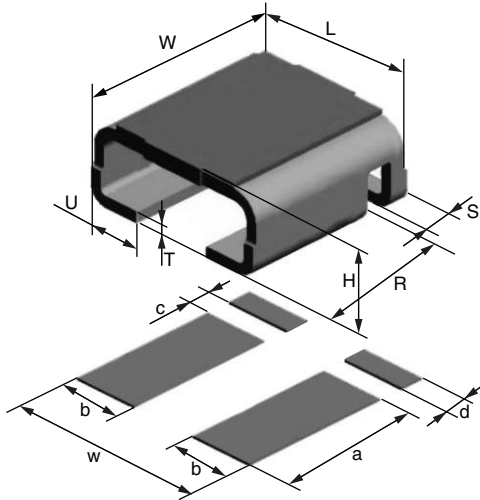
- Power rating depends on the max. temp. at the solder point, component placement density and the substrate material
- Part Marking: Model, Value, Tolerance, Date Code

TECHNICAL SPECIFICATIONS		
PARAMETER	UNIT	WSL RESISTOR CHARACTERISTICS
Temperature Coefficient	ppm/°C	± 75 over temperature of + 20 °C to + 60 °C
Operating Temperature Range	°C	- 65 to + 170
Maximum Working Voltage	V	$(P \times R)^{1/2}$

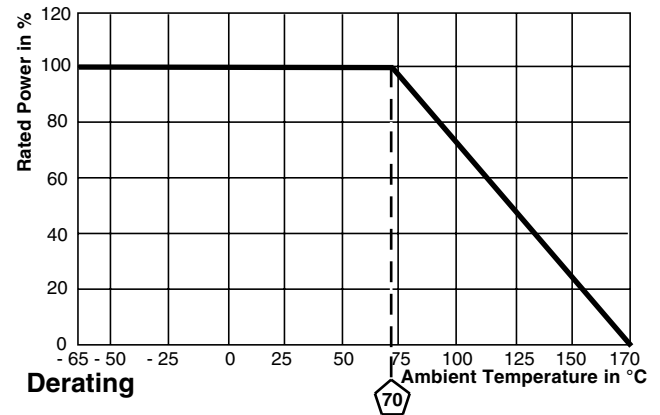
GLOBAL PART NUMBER INFORMATION																
GLOBAL PART NUMBERING: WSL2726L5000FEA																
W	S	L	2	7	2	6	L	5	0	0	0	F	E	A		
GLOBAL MODEL WSL2726			RESISTANCE VALUE L = mΩ L5000 = 0.0005 Ω 2L000 = 0.002 Ω 3L000 = 0.003 Ω 5L000 = 0.005 Ω			TOLERANCE CODE F = ± 1.0 %			PACKAGING CODE EA = Lead (Pb)-free, tape/reel EK = Lead (Pb)-free, bulk			SPECIAL (Dash number) (up to 2 digits) From 1 - 99 as applicable				

DIMENSIONS

MODEL	DIMENSIONS in inches [millimeters]						
	L	W	H	R	S	T	U
WSL2726	0.272 ± 0.008 [6.9 ± 0.2]	0.260 + 0.012/- 0.008 [6.6 + 0.3/- 0.2]	0.117 ± 0.008 [3.0 ± 0.2]	0.039 ± 0.004 [1.0 ± 0.1]	0.028 ± 0.004 [0.7 ± 0.1]	0.016 ± 0.002 [0.4 ± 0.05]	0.078 ± 0.004 [2.0 ± 0.1]



MODEL	SOLDER PAD DIMENSIONS in inches [millimeters]				
	a	b	c	d	w
WSL2726	0.220 [5.6]	0.096 [2.44]	0.035 [0.89]	0.035 [0.89]	0.290 [7.4]



PERFORMANCE		
TEST	CONDITIONS OF TEST	TEST LIMITS
Thermal Shock	- 55 °C to + 150 °C, 1000 cycles, 15 min at each extreme	± (0.5 % + 0.0005 Ω) ΔR
Short Time Overload	0.5, 2 and 3 mΩ - 5 x rated power for 5 s 5 mΩ - 3 x rated power for 5 s	± (0.5 % + 0.0005 Ω) ΔR
Low Temperature Operation	- 65 °C for 45 min	± (0.5 % + 0.0005 Ω) ΔR
High Temperature Exposure	1000 h at + 170 °C	± (1.0 % + 0.0005 Ω) ΔR
Bias Humidity	+ 85 °C, 85 % RH, 10 % Bias, 1000 h	± (0.5 % + 0.0005 Ω) ΔR
Mechanical Shock	100 g's for 6 ms, 5 pulses	± (0.5 % + 0.0005 Ω) ΔR
Vibration	Frequency varied 10 to 2000 Hz in 1 min, 3 directions, 12 h	± (0.5 % + 0.0005 Ω) ΔR
Load Life	1000 h at + 70 °C, 1.5 h "ON", 0.5 h "OFF"	± (1.0 % + 0.0005 Ω) ΔR
Resistance to Solder Heat	+ 260 °C Solder, 10 - 12 s dwell, 25 mm/s emergence	± (0.5 % + 0.0005 Ω) ΔR
Moisture Resistance	MIL-STD-202, Method 106, 0 % power, 7b not required	± (0.5 % + 0.0005 Ω) ΔR

PACKAGING				
MODEL	REEL			
	TAPE WIDTH	DIAMETER	PIECES/REEL	CODE
WSL2726	16 mm/Embossed Plastic	330 mm/13"	1500	EA

Note

- Embossed Carrier Tape per EIA-481-2



Disclaimer

All product specifications and data are subject to change without notice.

Vishay Intertechnology, Inc., its affiliates, agents, and employees, and all persons acting on its or their behalf (collectively, "Vishay"), disclaim any and all liability for any errors, inaccuracies or incompleteness contained herein or in any other disclosure relating to any product.

Vishay disclaims any and all liability arising out of the use or application of any product described herein or of any information provided herein to the maximum extent permitted by law. The product specifications do not expand or otherwise modify Vishay's terms and conditions of purchase, including but not limited to the warranty expressed therein, which apply to these products.

No license, express or implied, by estoppel or otherwise, to any intellectual property rights is granted by this document or by any conduct of Vishay.

The products shown herein are not designed for use in medical, life-saving, or life-sustaining applications unless otherwise expressly indicated. Customers using or selling Vishay products not expressly indicated for use in such applications do so entirely at their own risk and agree to fully indemnify Vishay for any damages arising or resulting from such use or sale. Please contact authorized Vishay personnel to obtain written terms and conditions regarding products designed for such applications.

Product names and markings noted herein may be trademarks of their respective owners.