

CTTKFR Series

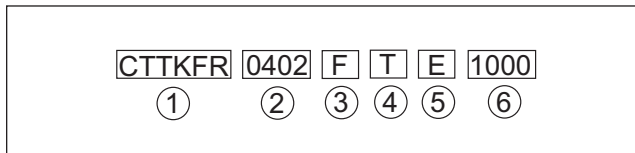
FEATURES

- Thick Film Passivated NiCr Resistor
- Very Tight Tolerance from $\pm 1\%$ ~ 5%
- Wide R-Value Range

APPLICATIONS

- Medical Equipment
- Testing / Measurement Equipment
- Consumer Product
- Printer Equipment
- Automatic Equipment Controller
- Converters
- Communication Device, Cell phone, GPS, PDA

PART NUMBERING



1. Product Type

Product Type	
CTTKFR	Thick Film Chip Resistor

2. Dimensions (LxW)

EIA	Dimensions(LxW)
0201	0.6x0.30mm
0402	1.0x0.50mm
0603	1.6x0.80mm
0805	2.0x1.25mm
1206	3.1x1.55mm
1210	3.1x2.5mm
2010	5.0x2.5mm
2512	6.3x3.2mm

3. Resistance Tolerance


Codes	Resistance Tolerance
F	$\pm 1\%$
J	$\pm 5\%$

4. Packaging

Code	Type
T	Tape & Reel

Tape & Reel QTY's

CTTKFR0201 = 10,000pcs (paper tape)
 CTTKFR0402 = 10,000pcs (paper tape)
 CTTKFR0603 = 5,000pcs (paper tape)
 CTTKFR0805 = 5,000pcs (paper tape)
 CTTKFR1206 = 5,000pcs (paper tape)
 CTTKFR1210 = 5,000pcs (paper tape)
 CTTKFR2010 = 4,000pcs (embossed tape)
 CTTKFR2512 = 4,000pcs (embossed tape)



5. TCR

Codes	Type
E	± 100 PPM/ $^{\circ}$ C
F	± 200 PPM/ $^{\circ}$ C
-	Not Specified

6. Resistance

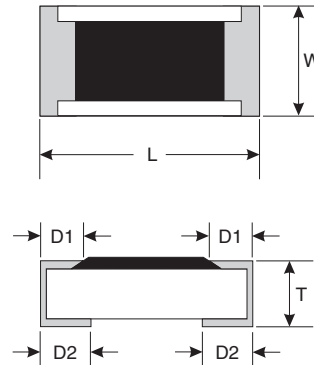
Codes	Type
1000	100 Ω
2201	2200 Ω
1002	10000 Ω
4992	49900 Ω
1003	100000 Ω

03.16.07

CTTKFR Series

PHYSICAL DIMENSIONS

Type	L	W	T	D1	D2
CTTKFR0201	0.6±0.03	0.30±0.03	0.23±0.03	0.15±0.05	0.15±0.05
CTTKFR0402	1.0±0.05	0.50±0.05	0.35±0.05	0.20±0.10	0.25±0.10
CTTKFR0603	1.6±0.15	0.80±0.10	0.45±0.10	0.30±0.20	0.30±0.20
CTTKFR0805	2.0±0.15	1.25±0.10	0.50±0.10	0.35±0.20	0.40±0.20
CTTKFR1206	3.1±0.10	1.55±0.10	0.55±0.10	0.45±0.20	0.40±0.20
CTTKFR1210	3.1±0.10	2.55±0.10	0.55±0.10	0.50±0.20	0.50±0.20
CTTKFR2010	5.0±0.20	2.50±0.20	0.55±0.10	0.60±0.20	0.50±0.20
CTTKFR2512	6.3±0.20	3.20±0.20	0.55±0.10	0.60±0.20	0.50±0.20



STANDARD ELECTRICAL SPECIFICATIONS

Type	Power Rating at 70°C	Operating Temp. Range	Max. Operating Voltage	Max. Overloading Voltage	Resistance Tolerance (±)	Resistance Range	TCR (±PPM/°C)
CTTKFR0201	1/20W	-55°C to +125°C	15V	30V	1%	10Ω-1MΩ	200
					5%	10Ω-1MΩ	200
CTTKFR402	1/16W	-55°C to +125°C	50V	100V	1%	1Ω-9.76Ω	200
					1%	10Ω-1MΩ	100
					5%	1Ω-9.76Ω	200
					5%	10Ω-1MΩ	200
					5%	1.1MΩ-10MΩ	200
CTTKFR0603	1/10W	-55°C to +155°C	50V	100V	1%	1Ω-9.76Ω	200
					1%	10Ω-1MΩ	100
					5%	1Ω-9.76Ω	200
					5%	10Ω-1MΩ	100
					5%	1.1MΩ-10MΩ	200
CTTKFR0805	1/8W	-55°C to +155°C	150V	300V	1%	1Ω-9.76Ω	200
					1%	10Ω-1MΩ	100
					5%	1Ω-9.76Ω	200
					5%	10Ω-1MΩ	100
					5%	1.1MΩ-10MΩ	200
CTTKFR1206	1/4W	-55°C to +155°C	200V	400V	1%	1Ω-9.76Ω	200
					1%	10Ω-1MΩ	100
					5%	1Ω-9.76Ω	200
					5%	10Ω-1MΩ	100
					5%	1.1MΩ-10MΩ	200
CTTKFR1210	1/3W	-55°C to +155°C	200V	400V	1%	1Ω-9.76Ω	200
					1%	10Ω-1MΩ	100
					5%	1Ω-9.76Ω	200
					5%	10Ω-1MΩ	100
					5%	1.1MΩ-10MΩ	200

03.16.07

CTTKFR Series

STANDARD ELECTRICAL SPECIFICATIONS (CONTINUED)

Type	Power Rating at 70°C	Operating Temp. Range	Max. Operating Voltage	Max. Overloading Voltage	Resistance Tolerance (±)	Resistance Range	TCR (±PPM/°C)
CTTKFR2010	1/2W	-55°C to +155°C	200V	400V	1%	1Ω-9.76Ω	200
					1%	10Ω-1MΩ	100
					5%	1Ω-9.76Ω	200
					5%	10Ω-1MΩ	100
					5%	1.1MΩ-10MΩ	200
CTTKFR2512	1W	-55°C to +155°C	200V	400V	1%	1Ω-9.76Ω	200
					1%	10Ω-1MΩ	100
					5%	1Ω-9.76Ω	200
					5%	10Ω-1MΩ	100
					5%	1.1MΩ-10MΩ	200

03.16.07



Manufacturer of Passive and Discrete Semiconductor Components

800-684-5322 Inside US **949-453-1811** Outside US

Copyright © 2007 by CT Magnetics, DBA Central Technologies. All rights reserved.

CT Magnetics reserves the right to make improvements or change specifications without notice