

SE1A THRU SE1M

SURFACE MOUNT HIGH EFFICIENT RECTIFIER

Reverse Voltage - 50 to 1000 V

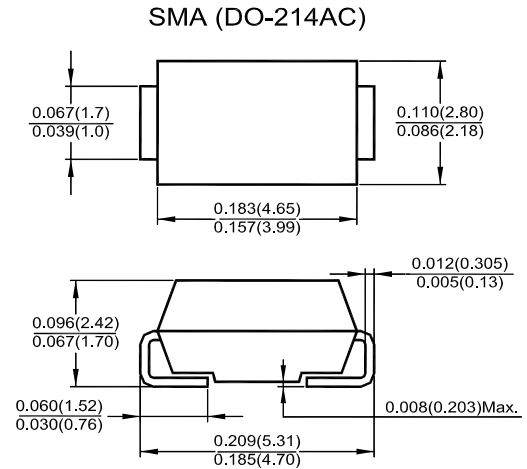
Forward Current - 1 A

Features

- High current capability
- High surge current capability
- High reliability
- Low reverse current
- Low forward voltage drop
- Fast switching for high efficiency

Mechanical Data

- **Case:** SMA (DO-214AC) molded plastic
- **Epoxy:** UL 94V-0 rate flame retardant
- **Lead:** Lead formed for surface mount
- **Polarity:** color band denotes cathode end
- **Mounting position:** Any



Dimensions in inches and (millimeters)

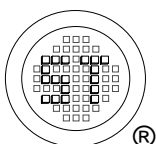
Maximum Ratings and Electrical Characteristics

Ratings at 25 °C ambient temperature unless otherwise specified. Single phase, half wave, 60 Hz, resistive or inductive load. For capacitive load, derate current by 20%.

Parameter	Symbols	SE1A	SE1B	SE1D	SE1E	SE1G	SE1J	SE1K	SE1M	Units
Maximum Recurrent Peak Reverse Voltage	V_{RRM}	50	100	200	300	400	600	800	1000	V
Maximum RMS Voltage	V_{RMS}	35	70	140	210	280	420	560	700	V
Maximum DC Blocking Voltage	V_{DC}	50	100	200	300	400	600	800	1000	V
Maximum Average Forward Current $T_a = 55\text{ }^\circ\text{C}$	$I_{F(AV)}$	1								A
Maximum Peak Forward Surge Current, 8.3 ms Single Half Sine Wave Superimposed on Rated Load (JEDEC method)	I_{FSM}	30								A
Maximum Forward Voltage at $I_F = 1\text{ A}$	V_F	1.1			1.7		2.2		V	
Maximum DC Reverse Current $T_a = 25\text{ }^\circ\text{C}$ at Rated DC Blocking Voltage $T_a = 100\text{ }^\circ\text{C}$	I_R	5				50				μA
Maximum Reverse Recovery Time ¹⁾	t_{rr}	50			75			ns		
Typical Junction Capacitance ²⁾	C_J	50								pF
Junction and Storage Temperature Range	T_J, T_S	- 65 to + 150								$^\circ\text{C}$


¹⁾ Reverse recovery test conditions: $I_F = 0.5\text{ A}$, $I_R = 1\text{ A}$, $I_{rr} = 0.25\text{ A}$

²⁾ Measured at 1 MHz and applied reverse voltage of 4 V



SEMTECH ELECTRONICS LTD.

(Subsidiary of Sino-Tech International Holdings Limited, a company listed on the Hong Kong Stock Exchange, Stock Code: 724)



ISO/TS 16949 : 2002
Certificate No. 05103



ISO 14001:2004
Certificate No. 7116



ISO 9001:2000
Certificate No. 0506098

SE1A THRU SE1M

FIG. 1 - REVERSE RECOVERY TIME CHARACTERISTIC AND TEST CIRCUIT DIAGRAM

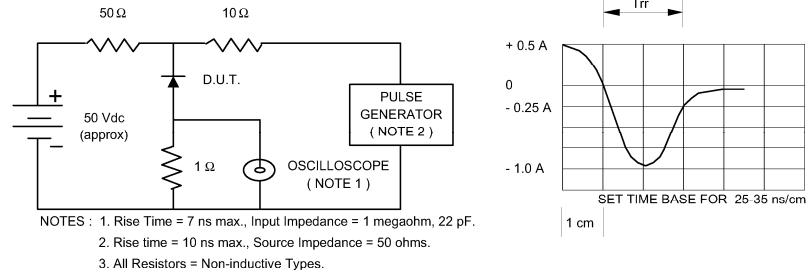


FIG. 2 - DERATING CURVE FOR OUTPUT RECTIFIED CURRENT

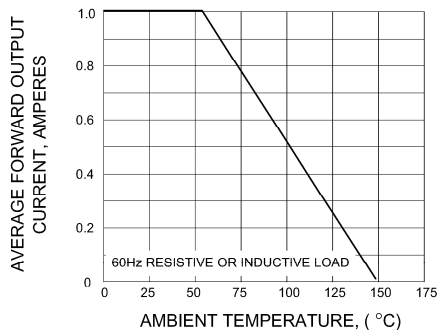


FIG. 3 - MAXIMUM NON-REPETITIVE PEAK FORWARD SURGE CURRENT

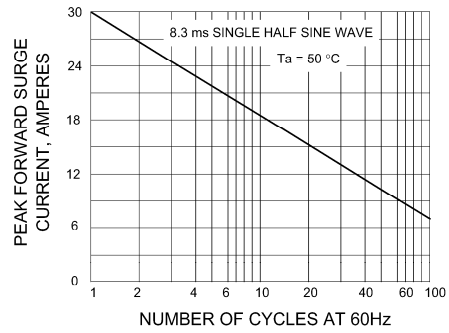


FIG. 4 - TYPICAL FORWARD CHARACTERISTICS

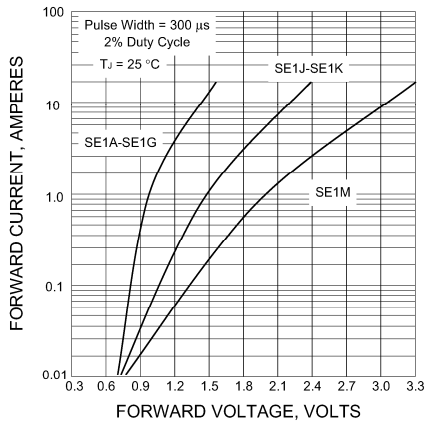
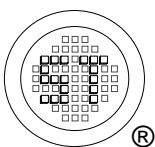
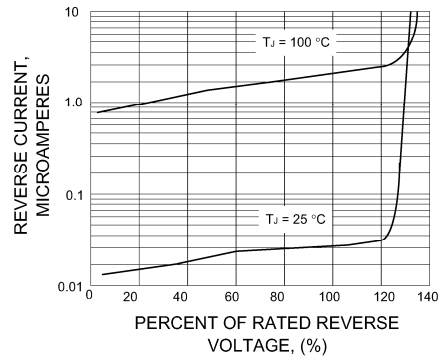


FIG. 5 - TYPICAL REVERSE CHARACTERISTICS



SEMTECH ELECTRONICS LTD.
 (Subsidiary of Sino-Tech International Holdings Limited, a company listed on the Hong Kong Stock Exchange, Stock Code: 724)

