

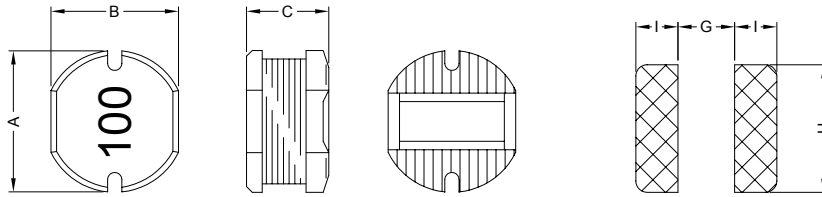
1. PART NO. EXPRESSION :

PDC0705100MZ F

(a) (b) (c) (d)(e)(f)

- (a) Series code
- (b) Dimension code
- (c) Inductance code : 100 = 10uH
- (d) Tolerance code : K = ±10%, M = ±20%
- (e) X, Y, Z : Standard part
- (f) F : Lead Free

2. CONFIGURATION & DIMENSIONS :

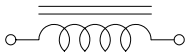


PCB Pattern

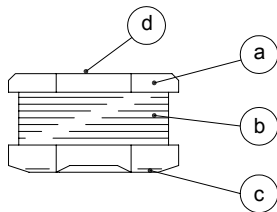
Unit : mm

A	B	C	G	H	I
7.8±0.3	7.0±0.3	5.0±0.5	2.00 Ref.	7.50 Ref.	3.00 Ref.

3. SCHEMATIC :



4. MATERIALS :



- (a) Core : DR Ferrite Core
- (b) Wire : Enamelled Copper Wire
- (c) Terminal : Ag+Cu+Ni+Sn
- (d) Ink : Bon Margue

5. GENERAL SPECIFICATION :

- a) Temp. rise : 40°C Max.
- b) Rated current : Base on temp. rise & $\Delta L/L0A = 10\%$ Max.
- c) Storage temp. : -40°C to +125°C
- d) Operating temp. : -40°C to +85°C
- e) Resistance to solder heat : 260°C.10 secs



RoHS Compliant

NOTE : Specifications subject to change without notice. Please check our website for latest information.

01.05.2008



SUPERWORLD ELECTRONICS (S) PTE LTD

6. ELECTRICAL CHARACTERISTICS :

Part No.	Inductance (μ H)	Test Frequency (Hz)	RDC (Ω) Max.	IDC (A) Max.
PDC0705100MZF	10 \pm 20%	2.52M	0.07	2.30
PDC0705120MZF	12 \pm 20%	2.52M	0.08	2.00
PDC0705150MZF	15 \pm 20%	2.52M	0.09	1.80
PDC0705180MZF	18 \pm 20%	2.52M	0.10	1.60
PDC0705220MZF	22 \pm 20%	2.52M	0.11	1.50
PDC0705270MZF	27 \pm 20%	2.52M	0.12	1.30
PDC0705330MZF	33 \pm 20%	2.52M	0.13	1.20
PDC0705390MZF	39 \pm 20%	2.52M	0.16	1.10
PDC0705470KZF	47 \pm 10%	2.52M	0.18	1.10
PDC0705560KZF	56 \pm 10%	2.52M	0.24	0.94
PDC0705680KZF	68 \pm 10%	2.52M	0.28	0.85
PDC0705820KZF	82 \pm 10%	2.52M	0.37	0.78
PDC0705101KZF	100 \pm 10%	1V / 1K	0.43	0.72
PDC0705121KZF	120 \pm 10%	1V / 1K	0.47	0.66
PDC0705151KZF	150 \pm 10%	1V / 1K	0.64	0.58
PDC0705181KZF	180 \pm 10%	1V / 1K	0.71	0.51
PDC0705221KZF	220 \pm 10%	1V / 1K	0.96	0.49
PDC0705271KZF	270 \pm 10%	1V / 1K	1.11	0.42
PDC0705331KZF	330 \pm 10%	1V / 1K	1.26	0.40
PDC0705391KZF	390 \pm 10%	1V / 1K	1.77	0.36
PDC0705471KZF	470 \pm 10%	1V / 1K	1.96	0.34



RoHS Compliant

NOTE : Specifications subject to change without notice. Please check our website for latest information.

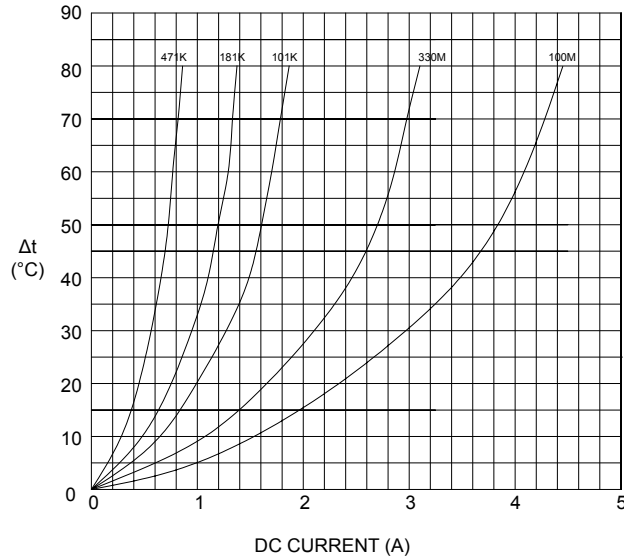
01.05.2008



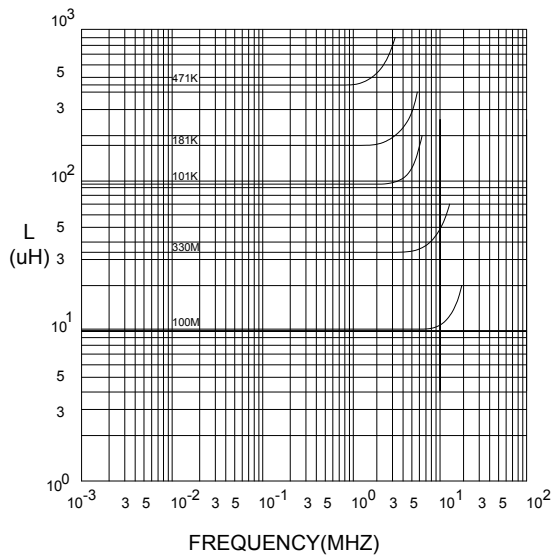
SUPERWORLD ELECTRONICS (S) PTE LTD

7. CHARACTERISTICS CURVES :

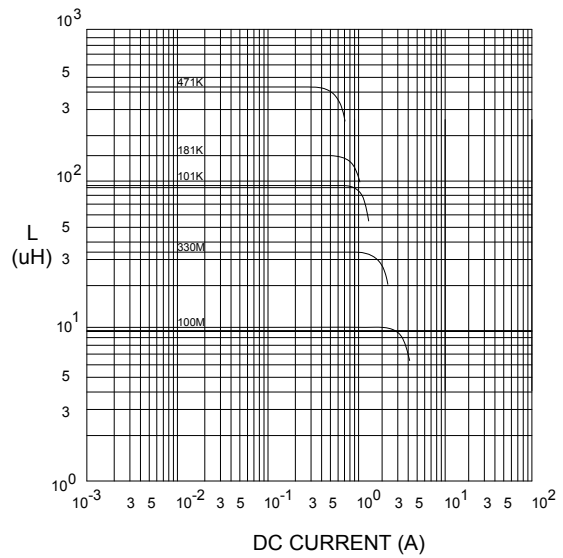
@ TEMP. RISE VS. DC SUPERPOSITION RESPONSE CURVE



@ INDUCTANCE VS. FREQUENCY RESPONSE CURVE



@ INDUCTANCE VS. DC SUPERPOSITION RESPONSE CURVE



RoHS Compliant

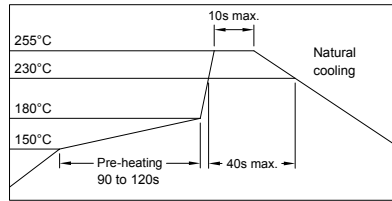
NOTE : Specifications subject to change without notice. Please check our website for latest information.

01.05.2008



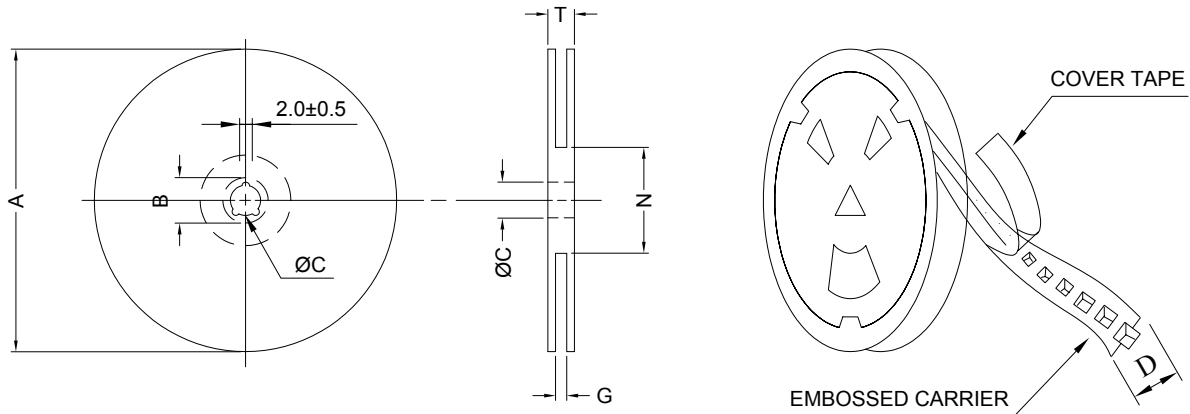
SUPERWORLD ELECTRONICS (S) PTE LTD

RECOMMENDED SOLDERING CONDITIONS REFLOW SOLDERINGS

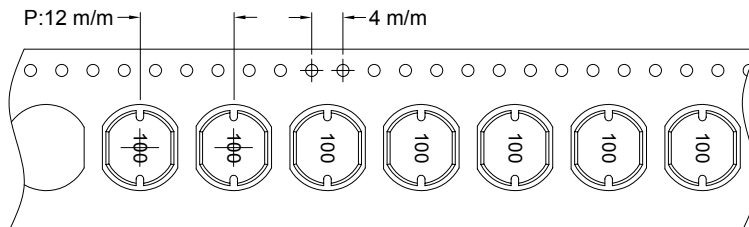


8. PACKAGING INFORMATION :

(1) CONFIGURATION



* CARRIER TAPE WIDTH : D



(2) DIMENSIONS

Unit:m/m

STYLE	A	B	C	D	G	N	T
13-16	330	21±0.8	13±0.5	16	18 ⁺⁰	50 ⁻⁰	22.4
7-16	178	21±0.8	13±0.5	16	18 ⁺⁰	50 ⁻⁰	22.4

(3) Q'TY & G.W. PER PACKAGE

SERIES	INNER : REEL			OUTER : CARTON		
	Q'TY (PCS)	G.W. (gw)	STYLE	Q'TY (PCS)	G.W. (Kg)	SIZE (cm)
PDC0705	1000	1300	13 - 16	6000	11.3	40 x 40 x 24
PDC0705	500	800	7 - 16	2500	7.5	40 x 40 x 24



RoHS Compliant

NOTE : Specifications subject to change without notice. Please check our website for latest information.

01.05.2008



SUPERWORLD ELECTRONICS (S) PTE LTD

9. RELIABILITY AND TEST CONDITION :

TEST ITEM	SPECIFICATION	TEST CONDITION
SOLDERABILITY	MORE THAN 90% OF THE TERMINAL ELECTRODE SHALL BE COVERED WITH FRESH SOLDER.	PREHEAT : 125±25°C FOR 60 SECONDS SOLDER : 99%Sn/0.3%Ag/0.7%Cu or equivalent SOLDER TEMP. : 245±5°C FLUX : ROSIN DIP TIME : 4±1 SECONDS
THERMAL SHOCK TEST (TEMP. CYCLE)	INDUCTANCE SHALL NOT CHANGE MORE THAN ±20%	ROOM TEMP. → -25±2°C 15 MINUTES → 30 MINUTES ROOM TEMP. → 85±2°C 15 MINUTES → 30 MINUTES TOTAL : 50 CYCLES
HUMIDITY RESISTANCE TEST		TEMPERATURE : 40±2°C HUMIDITY : 90 ~ 95% APPLIED CURRENT : PER SPEC. TIME : 500 HOURS
HIGH TEMP. RESISTANCE TEST		TEMPERATURE : 85±2°C APPLIED CURRENT : PER SPEC. TIME : 500 HOURS

10. UL CARD :

OBMW2		November 30, 2000		
Magnet Wire - Component				
PACIFIC ELECTRIC WIRE & CABLE (SHENZHEN) CO LTD				E201757
607 BAOLONG INDUSTRIAL ESTATE LONGGANG, SHENZHEN GUANGDONG CHINA				
	Coating Type		ANSI	
Mtl Dsg	BC	TC	Type	TI
UEW/U	Polyurethane	—	MW5-C	130
PEW/U	Polyester	—	MW30-C	155°C
PEWH/U	Modified Polyester	—	MW24-C	180
PEW-NY/U	Polyester	Polyamide	MW35,73	155
HAI/U	Polyester(Amide)(Imide)	Polyamideimide	MW80-C	200
UEW-NY/U	Polyurethane	Polyamide	MW28-C	155
				130
Marking: Company name and material designation or marked designation on package or reel, and Recognized Component Mark.				
See General Information Preceding These Recognitions				
1/3/2001	Underwriters Laboratories Inc.		Card 1 of 2	



RoHS Compliant

NOTE : Specifications subject to change without notice. Please check our website for latest information.

01.05.2008

