



**Sparkle Power Inc.**  
 A Leading Power Supply Manufacturer  
 Web site: [www.sparklepower.com](http://www.sparklepower.com)



**ATX-450PN (RoHS Compliant)**  
**450 Watts ATX12V 2.2 Switching Power Supply**

**Features**

- Complied with ATX12V standard
- High efficiency and reliability, low noise and ripple
- Compatible with European Union Directive 2002/95/EC (Restriction on Hazardous Substances).
- Remote ON/OFF function
- Internal 12V DC fan included
- Noise Killer (thermal fan speed control function)
- Output over voltage, short circuit, and over current protection
- 100% Hi-pot, ATE, and burn-in tested
- Re-settable power shut down
- Complies with FCC part 15 subpart J class B 115Vac operation, and CISPR 22 class B at 230Vac operation
- Approved by UL60950, CSA C22.2 NO. 60950, TUV EN60950 or VDE EN60950, NEMKO EN60950 (CB Report)

**Input Characteristics**

**Input Range:** ±10% of 115Vrms/57~63Hz or 230Vrms/47~53Hz, Manual Selection

**Input Current:** 10A (RMS) @115Vac, 5A (RMS) @230Vac

**Inrush Current:** No Damage

**Output Characteristics**

Output Voltage	Minimum Load	Normal Load	Maximum Load	Load Reg.	Line Reg.	Ripple & Noise
+3.3V	0.5A	10.0A	22.0A	± 5%	± 1%	50mV P-P
+5V	0.3A	8.0A	15.0A	± 5%	± 1%	50mV P-P
+12V1	1.0A	7.0A	18.0A	± 5%	± 1%	120mV P-P
+12V2	1.0A	8.5A	18.0A	± 5%	± 1%	120mV P-P
-12V	0.0A	0.1A	0.3A	± 10%	± 2%	120mV P-P
+5Vsb	0.0A	1.0A	2.5A	± 5%	± 1%	50mV P-P

- \*+3.3V and +5V total output not exceed 145W
- \*+12V1 and +12V2 total output not exceed 360W
- \*+3.3V & +5V & +12V1 & +12V2 total output not exceed 433W
- \* Total output for this subject power supply is 450W


**Specification**

- **Temperature Range:** Operating: 0°C ~ +50°C, Full load at 25°C, De-rate 2W/°C from 25°C to 50°C;
- **Storage & shipping:** -20°C ~ +65°C
- **Humidity:** 5 ~ 95% on operating and storage
- **Dielectric Withstand:** Primary frame ground 1800V AC for 1 second
- **Efficiency:** 70% minimum measured at normal AC mains voltage and frequency with full load
- **Rise time:** Less than 20ms
- **Hold-up Time:** 12ms minimum at nominal input voltage
- **Power Good Signal:** Power on delay time 100 ~ 500ms, off delay 1ms minimum (TTL and CMOS compatible)
- **Leakage Current:** Less than 3.5mA at 115VAC/60Hz
- **MTBF:** 100,000 hours on maximum load at +25°C
- **Dimensions (LxWxH):** 140x150x86mm/5.5x5.9x3.4inch

**Sparkle Power Inc.**  
**Main Office**  
 1000 Rock Avenue  
 San Jose, CA 95131  
 TEL: 408-519-8888  
 FAX: 408-519-9999  
 E-MAIL: [info@sparklepower.com](mailto:info@sparklepower.com)


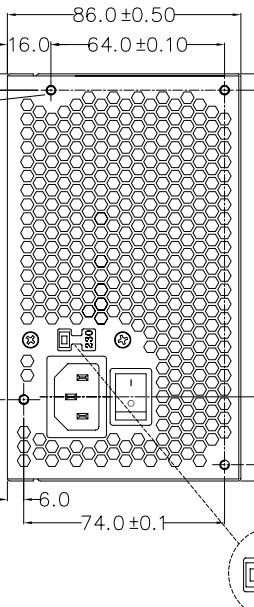
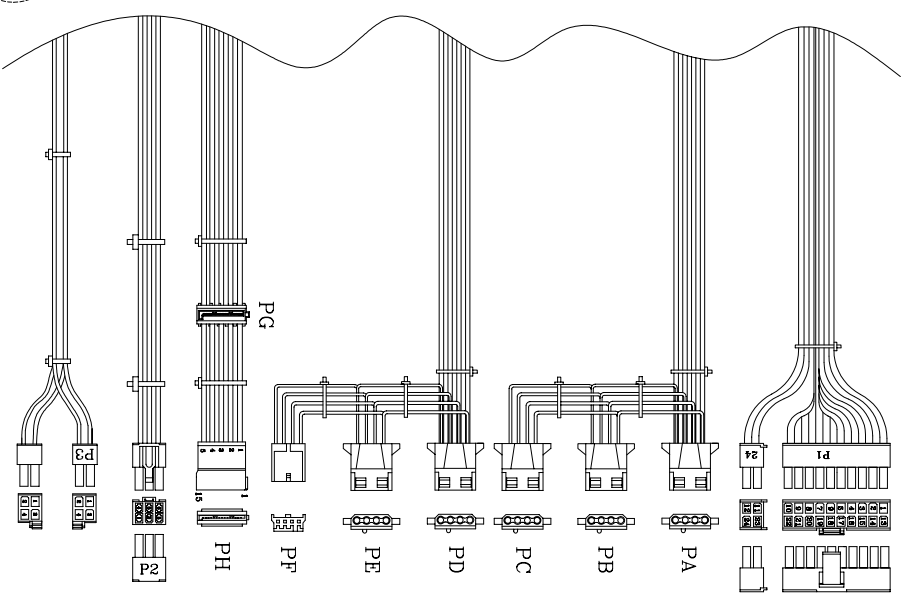
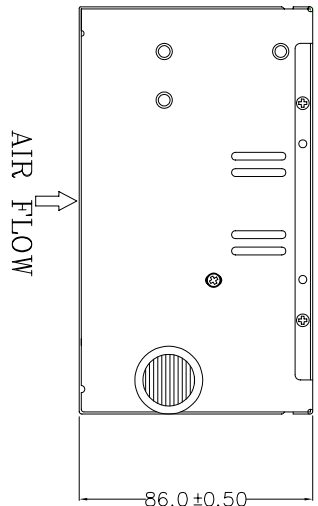
**Sparkle Power Inc.**  
**Los Angeles Office**  
 17071 Green Drive  
 City of Industry, CA 91745  
 TEL: 626-839-7180  
 FAX: 626-839-3395

REF. ID.	PIN NO.	SIGNAL	WIRE COLOR	GAUGE	CONNECTOR TYPE	CABLE LENGTH
P1	1	+3.3VDC	ORANGE	18	AMP-4500A-4500	500±30mm
	2	+3.3VDC	ORANGE	18	AMP-4500A-4500	500±30mm
	3	COM	BLACK	18	AMP-4500A-4500	500±30mm
	4	+5VDC	RED	18	AMP-4500A-4500	500±30mm
	5	+5VDC	RED	18	AMP-4500A-4500	500±30mm
	6	PM-OK	GRAY	18	AMP-4500A-4500	500±30mm
	9	+5Vsb	PURPLE	18	AMP-4500A-4500	500±30mm
	10	+12V1	YELLOW	18	AMP-4500A-4500	500±30mm
	11	+12V1	YELLOW	18	AMP-4500A-4500	500±30mm
	12	+3.3VDC	ORANGE	20	AMP-4500A-4500	500±30mm
P1/24	13	+3.3VDC	ORANGE	20	AMP-4500A-4500	500±30mm
	14	+3.3VDC	BROWN	24	AMP-4500A-4500	500±30mm
	15	COM	BLACK	24	AMP-4500A-4500	500±30mm
	16	COM	BLACK	24	AMP-4500A-4500	500±30mm
	17	PS-ON	GREEN	24	AMP-4500A-4500	500±30mm
	18	COM	BLACK	18	AMP-4500A-4500	500±30mm
	19	COM	BLACK	18	AMP-4500A-4500	500±30mm
	20	COM	BLACK	18	AMP-4500A-4500	500±30mm
PA	1	+12V1	YELLOW	18	AMP-4500A-4500	500±30mm
	2	COM	BLACK	18	AMP-4500A-4500	500±30mm
	3	COM	BLACK	18	AMP-4500A-4500	500±30mm
	4	+5V	RED	18	AMP-4500A-4500	500±30mm
PD	1	+12V1	YELLOW	18	AMP-4500A-4500	500±30mm
	2	COM	BLACK	18	AMP-4500A-4500	500±30mm
	3	COM	BLACK	18	AMP-4500A-4500	500±30mm
	4	+5V	RED	18	AMP-4500A-4500	500±30mm
PB	1	+12V1	YELLOW	18	AMP-4500A-4500	500±30mm
	2	COM	BLACK	18	AMP-4500A-4500	500±30mm
	3	COM	BLACK	18	AMP-4500A-4500	500±30mm
	4	+5V	RED	18	AMP-4500A-4500	500±30mm
PC	1	+12V1	YELLOW	18	AMP-4500A-4500	500±30mm
	2	COM	BLACK	18	AMP-4500A-4500	500±30mm
	3	COM	BLACK	18	AMP-4500A-4500	500±30mm
	4	+5V	RED	18	AMP-4500A-4500	500±30mm
PF	1	+12V1	YELLOW	18	AMP-4500A-4500	500±30mm
	2	COM	BLACK	22	AMP-4500A-4500	500±30mm
	3	COM	BLACK	22	AMP-4500A-4500	500±30mm
	4	+5V	RED	22	AMP-4500A-4500	500±30mm
PG	1	+12V1	YELLOW	18	AMP-4500A-4500	500±30mm
	2	COM	BLACK	18	AMP-4500A-4500	500±30mm
	3	+5V	RED	18	AMP-4500A-4500	500±30mm
	4	COM	BLACK	18	AMP-4500A-4500	500±30mm
	5	+3.3VDC	ORANGE	18	AMP-4500A-4500	500±30mm
PH	1	+12V1	YELLOW	18	AMP-4500A-4500	500±30mm
	2	COM	BLACK	18	AMP-4500A-4500	500±30mm
	3	+5V	RED	18	AMP-4500A-4500	500±30mm
	4	COM	BLACK	18	AMP-4500A-4500	500±30mm
P2	1	+12V1	YELLOW	18	AMP-4500A-4500	500±30mm
	2	+12V1	YELLOW	18	AMP-4500A-4500	500±30mm
	4	+12V1	YELLOW	18	AMP-4500A-4500	500±30mm
	5	COM	BLACK	18	AMP-4500A-4500	500±30mm
	6	COM	BLACK	18	AMP-4500A-4500	500±30mm
	COM	BLACK	18	AMP-4500A-4500	500±30mm	
P3	1	COM	BLACK	18	AMP-4500A-4500	500±30mm
	2	COM	BLACK	18	AMP-4500A-4500	500±30mm
	3	+12V2	YEL/BLK	18	AMP-4500A-4500	500±30mm
	4	+12V2	YEL/BLK	18	AMP-4500A-4500	500±30mm



NOTE:  
 1. ALL THE LENGTH OF OUTPUT WIRES EXCLUDE HOUSING.  
 2. 產地標籤依業務指示加貼。

UNIT:mm



P/N.:9PX4500106  
 SPI P/N.:ATX-450PN-B204

MODEL NO. : ATX-450PN(S03001)	TITLE: ASSY	SHEET: 1 OF 1	REV:01
R&D(1)	PE	DRAWN	DATE
			NOV.08.2006

Mechanical Drawing(外觀/機構圖)表單編號7000P-0111