

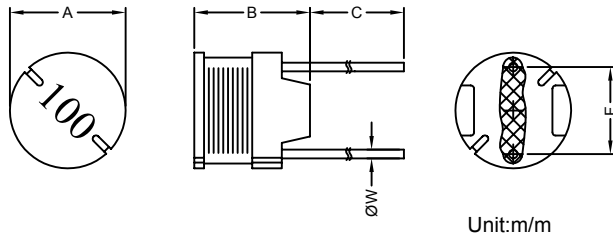
1. PART NO. EXPRESSION :

R C C 0 8 0 9 1 0 0 M Z F
 (a) (b) (c) (d)(e)(f)

- (a) Series code
- (b) Dimension code
- (c) Inductance code : 100 = 10uH

- (d) Tolerance code : K = ±10%, M = ±20%
- (e) X, Y, Z : Standard part
- (f) F : Lead Free

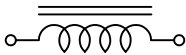
2. CONFIGURATION & DIMENSIONS :



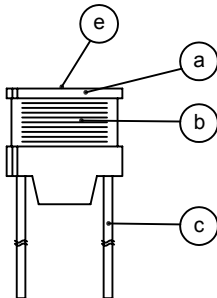
Unit:m/m

A	B	C	F	ØW
7.80±0.5	9.5 Max.	15.0±3.0	5.0±0.5	0.65±0.10

3. SCHEMATIC :



4. MATERIALS :



- (a) Core : DR Ferrite Core
- (b) Wire : Enamelled Copper Wire
- (c) Lead : Tinned Copper Wire
- (d) Adhesive : Epoxy
- (e) Ink : Bon Margue

5. GENERAL SPECIFICATION :

- a) The inductance drop at rated is 10% max.
- b) Temp. rise : 40°C max. at rated current
- c) Storage temp. : -40°C to +125°C
- d) Operating temp. : -40°C to +85°C



RoHS Compliant

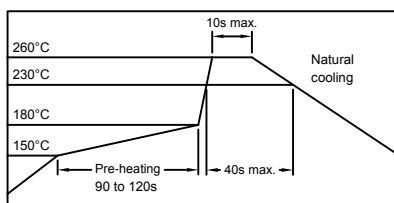
NOTE : Specifications subject to change without notice. Please check our website for latest information.



6. ELECTRICAL CHARACTERISTICS :

Part No.	Inductance (μ H)	Test Frequency (Hz)	RDC (Ω) Max.	IDC (A) Max.
RCC0809100MZF	10 \pm 20%	2.52M	0.04	2.60
RCC0809120MZF	12 \pm 20%	2.52M	0.04	2.60
RCC0809150KZF	15 \pm 10%	2.52M	0.05	2.10
RCC0809180KZF	18 \pm 10%	2.52M	0.05	2.00
RCC0809220KZF	22 \pm 10%	2.52M	0.06	1.70
RCC0809270KZF	27 \pm 10%	2.52M	0.06	1.60
RCC0809330KZF	33 \pm 10%	2.52M	0.07	1.40
RCC0809390KZF	39 \pm 10%	2.52M	0.08	1.40
RCC0809470KZF	47 \pm 10%	2.52M	0.10	1.30
RCC0809560KZF	56 \pm 10%	2.52M	0.11	1.20
RCC0809680KZF	68 \pm 10%	2.52M	0.14	1.100
RCC0809820KZF	82 \pm 10%	2.52M	0.16	1.000
RCC0809101KZF	100 \pm 10%	1K	0.19	0.900
RCC0809121KZF	120 \pm 10%	1K	0.22	0.820
RCC0809151KZF	150 \pm 10%	1K	0.27	0.740
RCC0809181KZF	180 \pm 10%	1K	0.31	0.710
RCC0809221KZF	220 \pm 10%	1K	0.38	0.640
RCC0809271KZF	270 \pm 10%	1K	0.53	0.570
RCC0809331KZF	330 \pm 10%	1K	0.61	0.510
RCC0809391KZF	390 \pm 10%	1K	0.69	0.480
RCC0809471KZF	470 \pm 10%	1K	0.89	0.430
RCC0809561KZF	560 \pm 10%	1K	1.01	0.400
RCC0809681KZF	680 \pm 10%	1K	1.18	0.350
RCC0809821KZF	820 \pm 10%	1K	1.57	0.320
RCC0809102KZF	1000 \pm 10%	1K	1.84	0.300

RECOMMENDED SOLDERING CONDITIONS REFLOW SOLDERINGS



RoHS Compliant

NOTE : Specifications subject to change without notice. Please check our website for latest information.

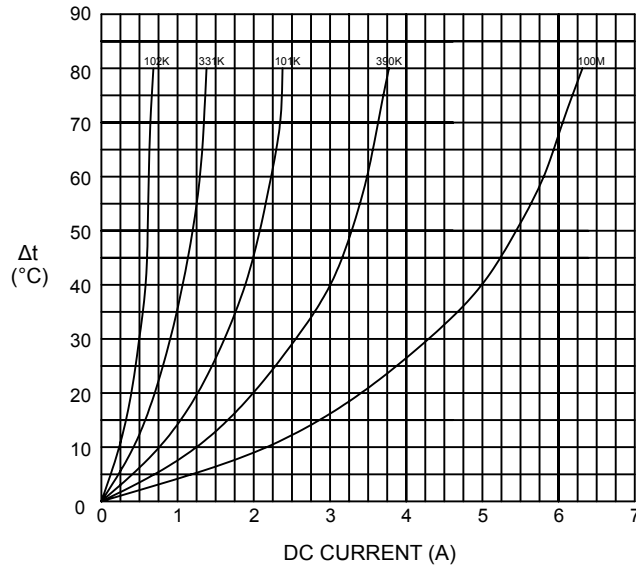
01.07.2008



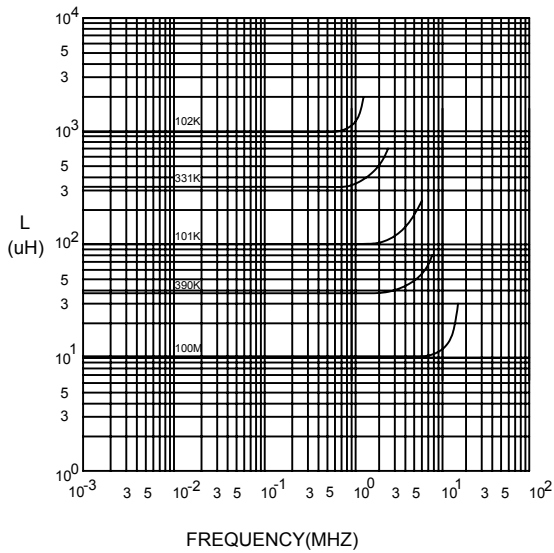
SUPERWORLD ELECTRONICS (S) PTE LTD

7. CHARACTERISTICS CURVES :

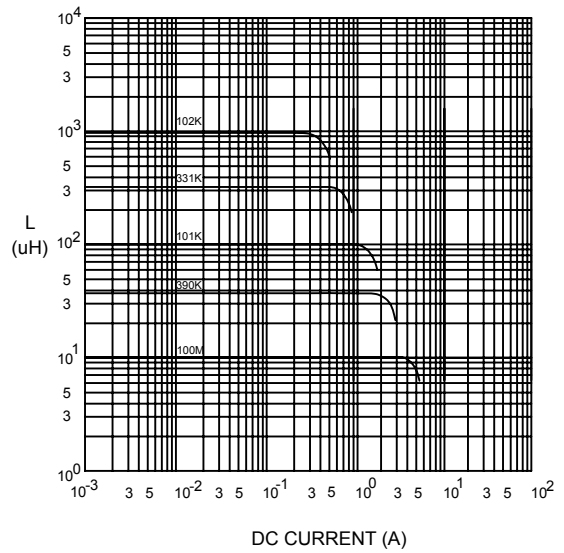
@ TEMP. RISE VS. DC SUPERPOSITION RESPONSE CURVE



@ INDUCTANCE VS. FREQUENCY RESPONSE CURVE



@ INDUCTANCE VS. DC SUPERPOSITION RESPONSE CURVE



NOTE : Specifications subject to change without notice. Please check our website for latest information.



RoHS Compliant

01.07.2008



SUPERWORLD ELECTRONICS (S) PTE LTD

8. PACKAGING INFORMATION :

Size	RCC0809
Inner Package	Box
Quantity	300 pcs

9. UL CARD :

OBMW2		November 30, 2000		
Magnet Wire - Component				
PACIFIC ELECTRIC WIRE & CABLE (SHENZHEN) CO LTD				E201757
607 BAOLONG INDUSTRIAL ESTATE LONGGANG, SHENZHEN				
GUANGDONG CHINA				
	Coating Type		ANSI	
Mtl Dsg	BC	TC	Type	TI
UEW/U	Polyurethane	—	—	130
PEW/U	Polyester	—	MW5-C	155°C
PEWH/U	Modified Polyester	—	MW30-C	180
PEW-NY/U	Polyester	Polyamide	MW24-C	155
HAI/U	Polyester(Amide)(Imide)	Polyamideimide	MW35,73	200
UEW-NY/U	Polyurethane	Polyamide	MW80-C	155
			MW28-C	130
 Marking: Company name and material designation or marked designation on package or reel, and Recognized Component Mark.				

See General Information Preceding These Recognitions				
1/3/2001	Underwriters Laboratories Inc.		Card 1 of 2	



RoHS Compliant

NOTE : Specifications subject to change without notice. Please check our website for latest information.

01.07.2008



SUPERWORLD ELECTRONICS (S) PTE LTD