



Wideband RF Transformers

Features

- Designed for use in wideband RF applications
- Frequency range 10kHz to 500MHz
- Low insertion loss
- Impedance levels from 12.5 Ohms to 800 Ohms (nominal 50 Ohms)
- 6 pin DIP and SMT packages

ELECTRICAL SPECIFICATIONS AT 25°C

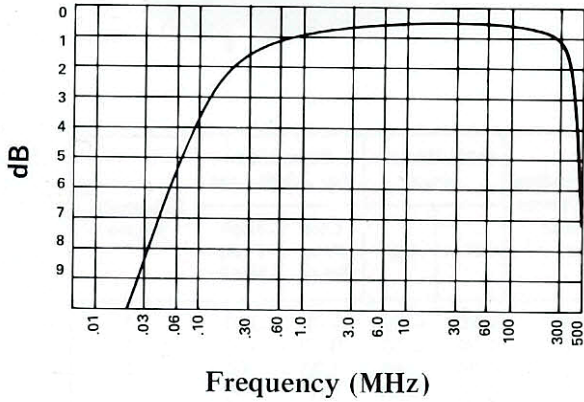
Part Number			Ratio Impedance	Frequency MHz	Insertion Loss			Schematic		
Type D	Type W	Type J			3dB MHz	2dB MHz	1dB MHz			
2-1-1D 2-1-6D 2-2-1D 2-2.5-6D 2-3-1D 2-4-1D 2-4-6D 2-5-1D 2-8-1D 2-13-1D 2-16-6D	2-1-1W 2-1-6W 2-2-1W 2-2.5-6W 2-3-1W 2-4-1W 2-4-6W 2-5-1W 2-8-1W 2-13-1W 2-16-6W	2-1-1J 2-1-6J 2-2-1J 2-2.5-6J 2-3-1J 2-4-1J 2-4-6J 2-5-1J 2-8-1J 2-13-1J 2-16-6J	1 1 2 2.5 3 4 4 5 8 13 16	.050-200 .003-300 .070-200 .010-100 .050-250 .200-350 .020-250 .300-300 .030-140 .300-120 .030-75	.050-200 .003-300 .070-200 .010-100 .050-250 .200-350 .020-250 .300-300 .030-140 .300-120 .030-75	.080-150 .010-150 .100-100 .020-50 .100-200 .350-300 .050-150 .600-200 .100-90 .700-80 .060-30	.20-80 .02-50 .50-50 .05-20 .50-70 2-100 .10-100 .50-100 1-60 5-20 10-20			
3-1-1D 3-1-6D 3-1.5-1D 3-1.5-6D 3-2.5-6D 3-4-6D 3-9-1D 3-16-1D 3-36-1D	3-1-1W 3-1-6W 3-1.5-1W 3-1.5-6W 3-2.5-6W 3-4-6W 3-9-1W 3-16-1W 3-36-1W	3-1-1J 3-1-6J 3-1.5-1J 3-1.5-6J 3-2.5-6J 3-4-6J 3-9-1J 3-16-1J 3-36-1J	1 1 1.5 1.5 2.5 4 9 16 36	.150-400 .010-150 .100-300 .020-100 .010-100 .020-200 .150-200 .300-120 .030-20	.150-400 .010-150 .100-300 .020-100 .010-100 .020-200 .150-200 .300-120 .030-20	.350-200 .020-100 .200-150 .050-50 .020-50 .050-150 .300-150 .700-80 .050-10	2-50 .05-50 .50-80 .10-25 .05-20 .10-100 2-40 .50-20 .10-5			
4-1-6D 4-1.5-1D 4-2.5-6D 4-4-1D 4-25-1D	4-1-6W 4-1.5-1W 4-2.5-6W 4-4-1W 4-25-1W	4-1-6J 4-1.5-1J 4-2.5-6J 4-4-1J 4-25-1J	1 1.5 2.5 4 25	.004-500 .075-500 .010-50 .050-200 .020-30	.004-500 .075-500 .010-50 .050-200 .020-30	.020-200 .200-100 .025-25 .200-50 .050-20	.10-50 .10-50 .05-10 1-30 .10-10			

Notes:

1. Other values of impedance are available, consult factory for details.
2. For non-RoHS part consult factory for special part numbers.

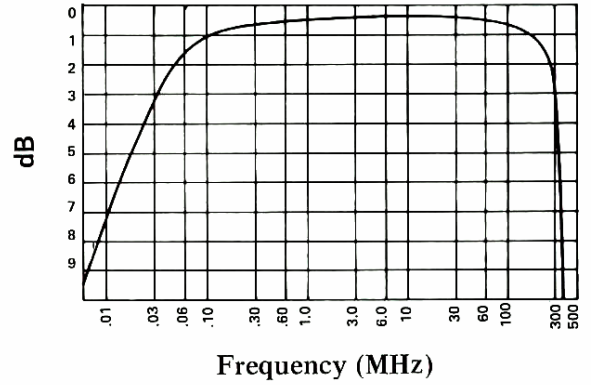
Typical Frequency Response

2-4-1 3dB Bandwidth 0.200-350MHz



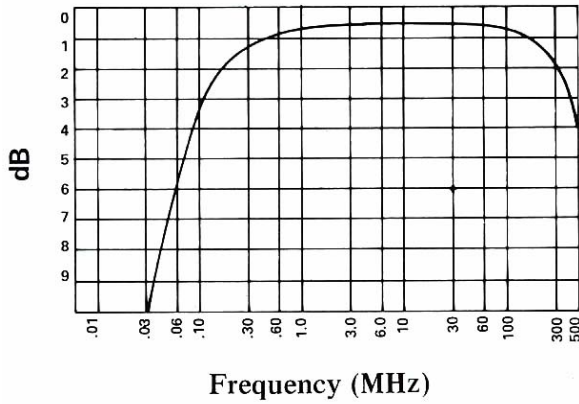
Typical Frequency Response

2-3-1 3dB Bandwidth 0.050-250MHz

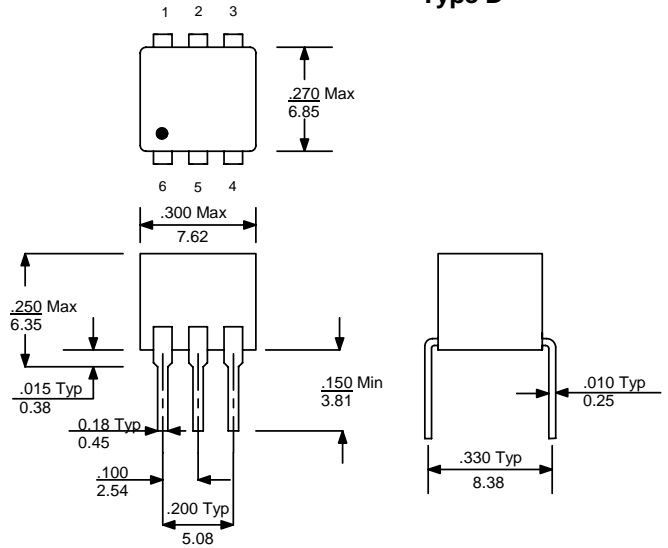


Typical Frequency Response

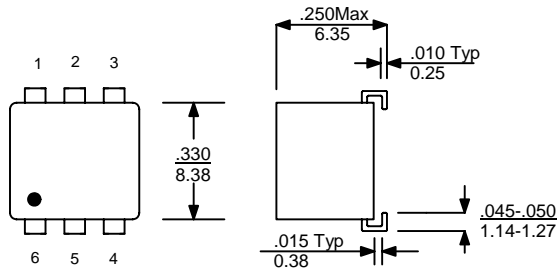
3-1-1 3dB Bandwidth 0.150-400MHz



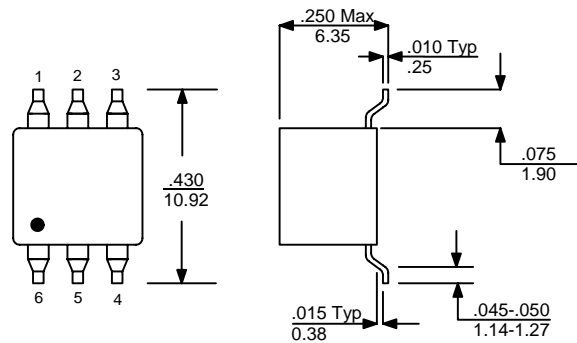
Outline Dimensions
Type D



Type J



Type W



.INCHES .XXX ± .010
MILLIMETERS .XX ± .25