



JUMBO SOZA CELL

JSOZA701 THRU JSOZA706

VOLTAGE RANGE 100 to 600 Volts

CURRENT 70.0 Amperes

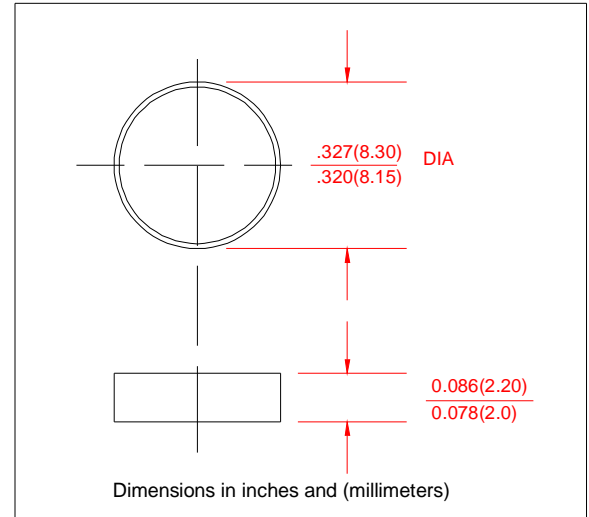
TECHNICAL SPECIFICATION:

FEATURES

- Low Leakage
- Low forward voltage drop
- High current capability
- High forward surge current capacity

MECHANICAL DATA

- Copper slug
- Technology: cell with vacuum soldered
- Polarity: red dots denotes cathode end
- Mounting Position: Any
- Weight: 0.0275 ounces, 0.78 grams



MAXIMUM RATINGS AND ELECTRICAL CHARACTERISTICS

- Ratings at 25°C ambient temperature unless otherwise specified
- Single Phase, half wave, 60HZ, resistive or inductive load
- For capacitive load derate current by 20%

	SYMBOLS	JSOZA701	JSOZA702	JSOZA703	JSOZA704	JSOZA706	UNIT
Maximum Repetitive Peak Reverse Voltage	V_{RRM}	100	200	300	400	600	Volts
Maximum RMS Voltage	V_{RMS}	70	140	210	280	420	Volts
Maximum DC Blocking Voltage	V_{DC}	100	200	300	400	600	Volts
Maximum Average Forward Rectified Current, At $T_c=110^\circ C$	I_o	70.0					Amps
Peak Forward Surge Current 3.3mS single half sine wave superimposed on Rated load (JEDEC method)	I_{FSM}	600					Amps
Maximum instantaneous Forward Voltage at 100A	V_F	1.05					Volts
Maximum DC Reverse Current at Rated $T_A=25^\circ C$	I_R	5.0					UA
DC Blocking Voltage per element $T_A=100^\circ C$		400					
Typical Thermal Resistance	$R_{\theta JC}$	0.8					$^\circ C/W$
Operating and Storage Temperature Range	T_J, T_{STG}	(-65 to +175)					$^\circ C$

Notes:

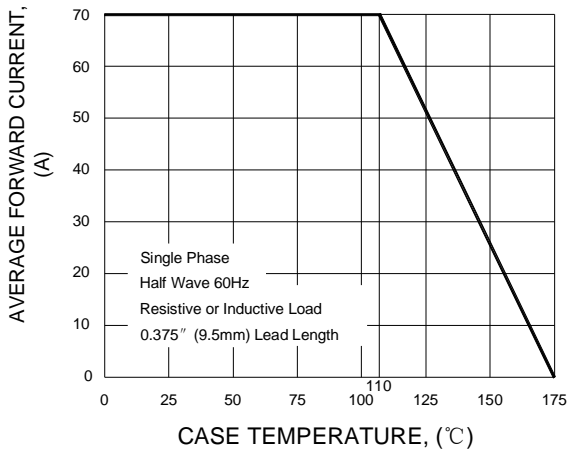
1. Enough heatsink must be considered in application.

JSOZA701 THRU JSOZA706

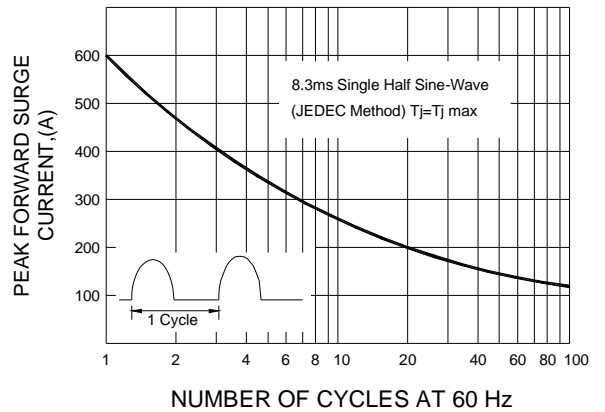
VOLTAGE RANGE 100 to 600 Volts
 CURRENT 70.0 Amperes

RATINGS AND CHARACTERISTIC CURVES JSOZA701 THRU JSOZA706

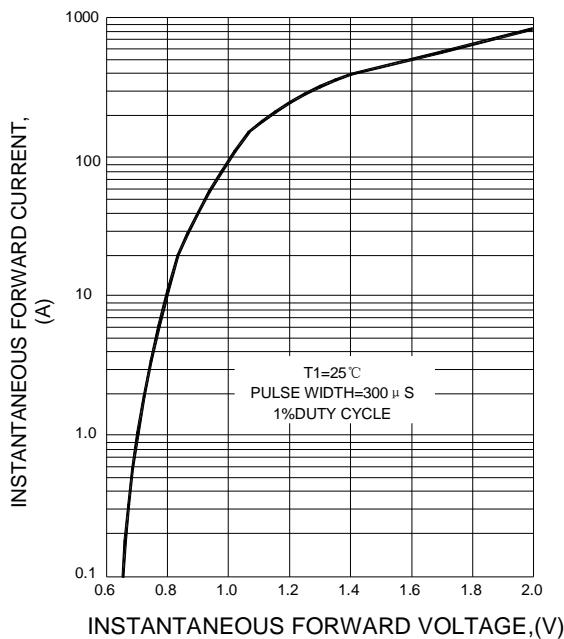
F1G.1 TYPICAL FORWARD CURRENT DERATING CURVE



F1G.2 MAXIMUM NON-REPETITIVE PEAK FORWARD SURGE CURRENT



F1G.3 TYPICAL INSTANTANEOUS FORWARD CHARACTERISTICS



F1G.4 FORWARD POWER DISSIPATION

