

Silicon NPN Power Transistors

2SC3710

**DESCRIPTION**

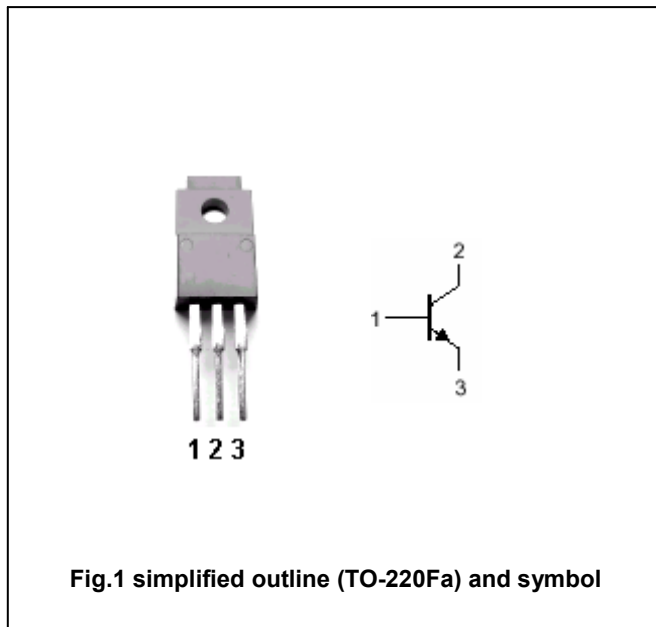
- With TO-220Fa package
- Complement to type 2SA1452
- Low collector saturation voltage
- High speed switching time

**APPLICATIONS**

- High current switching applications

**PINNING**

PIN	DESCRIPTION
1	Base
2	Collector
3	Emitter



**Absolute maximum ratings (Ta=25°C)**

SYMBOL	PARAMETER	CONDITIONS	VALUE	UNIT
V <sub>CBO</sub>	Collector-base voltage	Open emitter	80	V
V <sub>CEO</sub>	Collector-emitter voltage	Open base	80	V
V <sub>EBO</sub>	Emitter-base voltage	Open collector	6	V
I <sub>C</sub>	Collector current		12	A
I <sub>B</sub>	Base current		2	A
P <sub>C</sub>	Collector dissipation	T <sub>C</sub> =25°C	30	W
T <sub>j</sub>	Junction temperature		150	°C
T <sub>stg</sub>	Storage temperature		-55~150	°C

## Silicon NPN Power Transistors

2SC3710

## CHARACTERISTICS

T<sub>j</sub>=25°C unless otherwise specified

SYMBOL	PARAMETER	CONDITIONS	MIN	TYP.	MAX	UNIT
V <sub>(BR)CEO</sub>	Collector-emitter breakdown voltage	I <sub>C</sub> =50mA ; I <sub>B</sub> =0	80			V
V <sub>CEsat</sub>	Collector-emitter saturation voltage	I <sub>C</sub> =6A; I <sub>B</sub> =0.3A		0.2	0.4	V
V <sub>BEsat</sub>	Base-emitter saturation voltage	I <sub>C</sub> =6A; I <sub>B</sub> =0.3A		0.9	1.2	V
I <sub>CBO</sub>	Collector cut-off current	V <sub>CB</sub> =80V; I <sub>E</sub> =0			10	μA
I <sub>EBO</sub>	Emitter cut-off current	V <sub>EB</sub> =6V; I <sub>C</sub> =0			10	μA
h <sub>FE-1</sub>	DC current gain	I <sub>C</sub> =1A ; V <sub>CE</sub> =1V	70		240	
h <sub>FE-2</sub>	DC current gain	I <sub>C</sub> =6A ; V <sub>CE</sub> =1V	40			
C <sub>OB</sub>	Output capacitance	I <sub>E</sub> =0 ; V <sub>CB</sub> =10V, f=1MHz		220		pF
f <sub>T</sub>	Transition frequency	I <sub>C</sub> =1A ; V <sub>CE</sub> =5V		80		MHz

## Switching times

t <sub>on</sub>	Turn-on time	I <sub>B1</sub> =-I <sub>B2</sub> =0.3A V <sub>CC</sub> ≈30V , R <sub>L</sub> =5Ω		0.2		μs
t <sub>s</sub>	Storage time			1.0		μs
t <sub>f</sub>	Fall time			0.2		μs

◆ h<sub>FE-1</sub> Classifications

O	Y
70-140	120-240



Silicon NPN Power Transistors

2SC3710

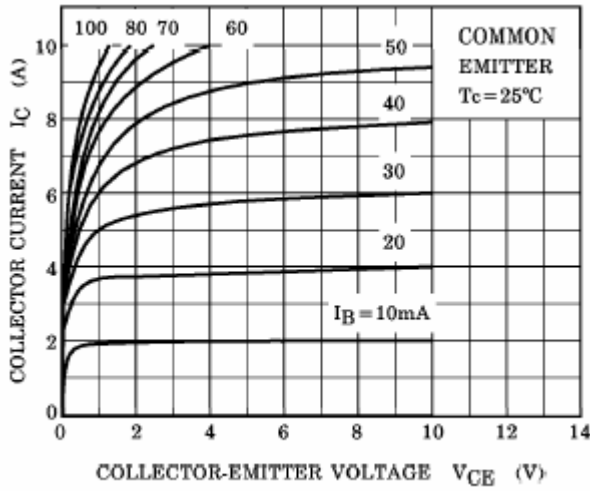


Fig.3 Static Characteristic

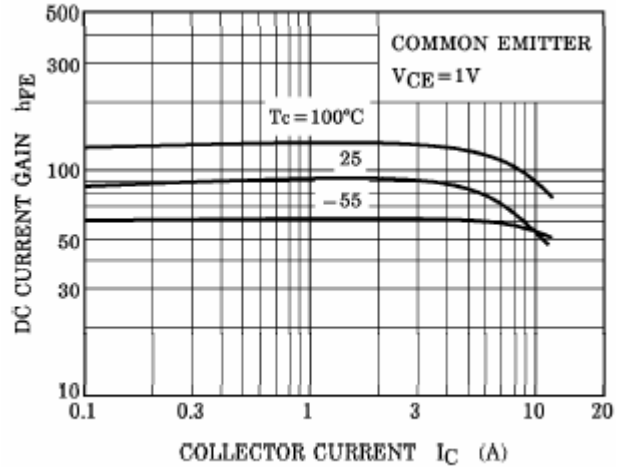


Fig.4 DC current Gain

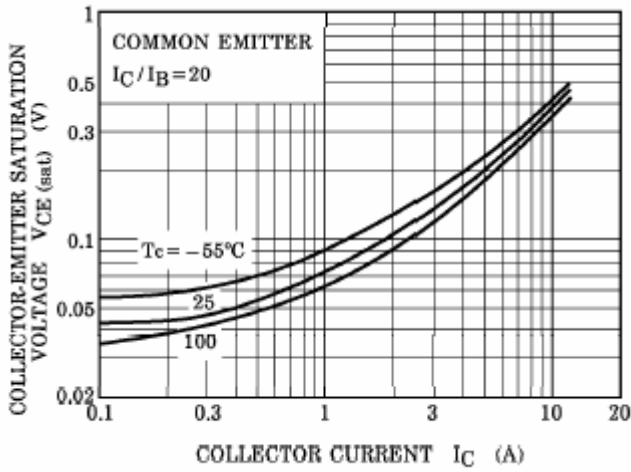


Fig.5 Collector-Emitter Saturation Voltage

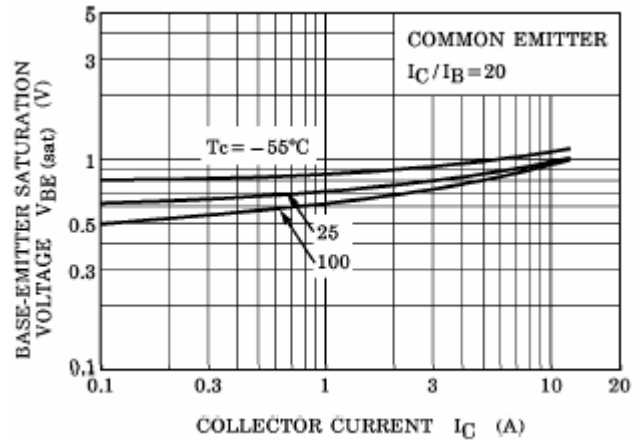


Fig.6 Base-Emitter Saturation Voltage

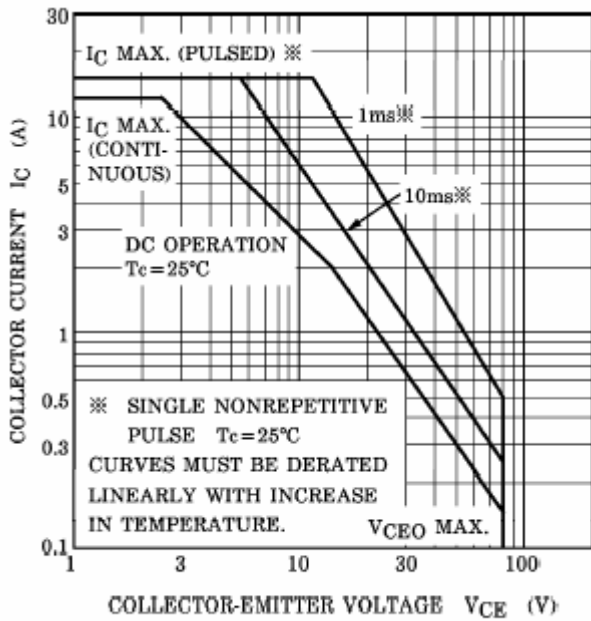


Fig.7 Safe Operating Area